

Tourist arrivals in the Canary Islands (ISTAC)

November 2022 (vs. 2019)



CANARY ISLANDS

	United Kingdom	Germany	Belgium	France	Netherlands	Ireland	Italy	Switzerland	Denmark	Finland	Norway	Sweden	Nordics	Others	International	Mainland	TOTAL
2019	367,836	268,328	31,222	39,843	46,411	36,457	36,408	28,425	36,243	41,956	60,633	81,580	220,412	86,860	1,162,201	126,880	1,289,081
2022	415,060	251,403	37,396	62,371	55,820	51,817	55,222	13,324	44,150	38,418	53,461	56,948	192,977	84,521	1,219,910	135,753	1,355,663
Change	47,224	-16,925	6,174	22,528	9,409	15,360	18,814	-15,101	7,907	-3,538	-7,172	-24,632	-27,435	-2,339	57,709	8,873	66,582
Change, %	12.8%	-6.3%	19.8%	56.5%	20.3%	42.1%	51.7%	-53.1%	21.8%	-8.4%	-11.8%	-30.2%	-12.4%	-2.7%	5.0%	7.0%	5.17%

LANZAROTE

	United Kingdom	Germany	Belgium	France	Netherlands	Ireland	Italy	Switzerland	Denmark	Finland	Norway	Sweden	Nordics	Others	International	Mainland	TOTAL
2019	100,186	30,635	4,219	9,530	9,125	17,647	6,303	-	-	-	-	-	13,896	10,995	202,534	18,408	220,942
2022	110,334	28,045	4,184	13,552	8,344	22,300	6,842	-	-	-	-	-	10,096	7,685	211,382	20,089	231,471
Change	10,148	-2,590	-35	4,022	-781	4,653	539	--	--	--	--	--	-3,800	-3,310	8,848	1,681	10,529
Change, %	10.1%	-8.5%	-0.8%	42.2%	-8.6%	26.4%	8.6%	--	--	--	--	--	-27.3%	-30.1%	4.4%	9.1%	4.8%

FUERTEVENTURA

	United Kingdom	Germany	Belgium	France	Netherlands	Ireland	Italy	Switzerland	Denmark	Finland	Norway	Sweden	Nordics	Others	International	Mainland	TOTAL
2019	33,017	66,115	1,166	7,052	3,956	2,330	5,248	-	-	-	-	-	10,426	13,638	142,948	8,295	151,243
2022	56,996	60,803	2,345	10,288	6,244	4,457	9,373	-	-	-	-	-	7,915	14,346	172,767	10,102	182,869
Change	23,979	-5,312	1,179	3,236	2,288	2,127	4,125	--	--	--	--	--	-2,511	708	29,819	1,807	31,626
Change, %	72.6%	-8.0%	101.1%	45.9%	57.8%	91.3%	78.6%	--	--	--	--	--	-24.1%	5.2%	20.9%	21.8%	20.9%

GRAN CANARIA

	United Kingdom	Germany	Belgium	France	Netherlands	Ireland	Italy	Switzerland	Denmark	Finland	Norway	Sweden	Nordics	Others	International	Mainland	TOTAL
2019	54,179	94,323	6,834	5,595	18,502	4,922	7,869	-	-	-	-	-	134,434	33,998	360,655	42,136	402,791
2022	59,174	78,039	8,759	10,793	20,390	8,181	10,574	-	-	-	-	-	120,871	30,148	346,929	36,444	383,373
Change	4,995	-16,284	1,925	5,198	1,888	3,259	2,705	--	--	--	--	--	-13,563	-3,850	-13,726	-5,692	-19,418
Change, %	9.2%	-17.3%	28.2%	92.9%	10.2%	66.2%	34.4%	--	--	--	--	--	-10.1%	-11.3%	-3.8%	-13.5%	-4.8%

TENERIFE

	United Kingdom	Germany	Belgium	France	Netherlands	Ireland	Italy	Switzerland	Denmark	Finland	Norway	Sweden	Nordics	Others	International	Mainland	TOTAL
2019	175,541	57,857	18,050	17,204	12,438	11,434	16,633	-	-	-	-	-	57,111	53,466	419,734	54,861	474,596
2022	188,115	76,693	21,824	27,016	19,857	16,866	28,350	-	-	-	-	-	53,445	43,936	476,101	63,065	539,165
Change	12,574	18,836	3,774	9,812	7,419	5,432	11,717	--	--	--	--	--	-3,666	-9,530	56,367	8,204	64,569
Change, %	7.2%	32.6%	20.9%	57.0%	59.6%	47.5%	70.4%	--	--	--	--	--	-6.4%	-17.8%	13.4%	15.0%	13.6%

LA PALMA

	United Kingdom	Germany	Belgium	France	Netherlands	Ireland	Italy	Switzerland	Denmark	Finland	Norway	Sweden	Nordics	Others	International	Mainland	TOTAL
2019	2,625	10,860	534	209	1,891	0	234	-	-	-	-	-	3,128	2,266	21,748	2,353	24,101
2022	266	6,577	218	529	875	12	56	-	-	-	-	-	334	1,277	10,144	4,458	14,601
Change	-2,359	-4,283	-316	320	-1,016	12	-178	--	--	--	--	--	-2,794	-989	-11,604	2,105	-9,500
Change, %	-89.9%	-39.4%	-59.2%	153.1%	-53.7%	--	-76.1%	--	--	--	--	--	-89.3%	-43.6%	-53.4%	89.5%	-39.4%

Source: Frantur (ISTAC). Tourist arrivals by air.

Note: on the result of the estimated Canary Islands total arrivals, tourists from La Gomera and El Hierro are included. Only main tourists are taken into account in each island.

Tourist arrivals in the Canary Islands (ISTAC)

January - November 2022 (vs. 2019)



CANARY ISLANDS

	United Kingdom	Germany	Belgium	France	Netherlands	Ireland	Italy	Switzerland	Denmark	Finland	Norway	Sweden	Nordics	Others	International	Mainland	TOTAL
2019	4,547,117	2,396,580	366,429	540,161	532,071	545,891	414,275	243,298	261,534	215,549	375,350	461,067	1,313,500	1,048,606	11,947,918	1,841,866	13,789,785
2022	4,486,455	2,016,865	366,236	693,645	603,147	520,991	546,925	138,653	309,161	146,743	270,232	260,202	986,338	1,017,540	11,376,787	1,791,705	13,168,493
Change	-60,662	-379,715	-193	153,484	71,076	-24,900	132,650	-104,645	47,627	-68,806	-105,118	-200,865	-327,162	-31,066	-571,131	-50,161	-621,292
Change, %	-1.3%	-15.8%	-0.1%	28.4%	13.4%	-4.6%	32.0%	-43.0%	18.2%	-31.9%	-28.0%	-43.6%	-24.9%	-3.0%	-4.8%	-2.7%	-4.5%

LANZAROTE

	United Kingdom	Germany	Belgium	France	Netherlands	Ireland	Italy	Switzerland	Denmark	Finland	Norway	Sweden	Nordics	Others	International	Mainland	TOTAL
2019	1,293,973	278,906	47,943	141,365	85,868	292,053	60,689	-	-	-	-	-	81,927	123,547	2,406,262	274,774	2,681,036
2022	1,171,173	199,680	44,839	161,508	84,299	248,355	79,321	-	-	-	-	-	71,491	102,717	2,163,377	318,256	2,481,634
Change	-122,800	-79,226	-3,104	20,143	-1,569	-43,698	18,632	--	--	--	--	--	-10,436	-20,830	-242,885	43,482	-199,402
Change, %	-9.5%	-28.4%	-6.5%	14.2%	-1.8%	-15.0%	30.7%	--	--	--	--	--	-12.7%	-16.9%	-10.1%	15.8%	-7.4%

FUERTEVENTURA

	United Kingdom	Germany	Belgium	France	Netherlands	Ireland	Italy	Switzerland	Denmark	Finland	Norway	Sweden	Nordics	Others	International	Mainland	TOTAL
2019	447,679	631,135	13,889	102,417	45,116	31,933	79,784	-	-	-	-	-	71,491	174,901	1,598,342	146,327	1,744,669
2022	533,746	608,503	14,307	128,207	58,335	33,620	114,333	-	-	-	-	-	54,849	166,417	1,712,316	146,422	1,858,736
Change	86,067	-22,632	418	25,790	13,219	1,687	34,549	--	--	--	--	--	-16,642	-8,484	113,974	95	114,067
Change, %	19.2%	-3.6%	3.0%	25.2%	29.3%	5.3%	43.3%	--	--	--	--	--	-23.3%	-4.9%	7.1%	0.1%	6.5%

GRAN CANARIA

	United Kingdom	Germany	Belgium	France	Netherlands	Ireland	Italy	Switzerland	Denmark	Finland	Norway	Sweden	Nordics	Others	International	Mainland	TOTAL
2019	703,727	751,636	95,059	85,163	215,105	70,277	89,232	-	-	-	-	-	810,139	368,445	3,188,781	594,897	3,783,678
2022	708,610	611,644	95,751	118,185	251,555	71,737	100,771	-	-	-	-	-	611,345	308,080	2,877,678	499,484	3,377,164
Change	4,883	-139,992	692	33,022	36,450	1,460	11,539	--	--	--	--	--	-198,794	-60,365	-311,103	-95,413	-406,514
Change, %	0.7%	-18.6%	0.7%	38.8%	16.9%	2.1%	12.9%	--	--	--	--	--	-24.5%	-16.4%	-9.8%	-16.0%	-10.7%

TENERIFE

	United Kingdom	Germany	Belgium	France	Netherlands	Ireland	Italy	Switzerland	Denmark	Finland	Norway	Sweden	Nordics	Others	International	Mainland	TOTAL
2019	2,056,519	583,927	199,392	199,384	162,817	150,277	182,020	-	-	-	-	-	330,760	594,766	4,459,856	768,293	5,228,152
2022	2,050,834	536,998	207,095	277,759	198,884	166,333	251,080	-	-	-	-	-	243,530	561,048	4,493,557	757,708	5,251,262
Change	-5,685	-46,929	7,703	78,375	36,067	16,056	69,060	--	--	--	--	--	-87,230	-33,718	33,701	-10,585	23,110
Change, %	-0.3%	-8.0%	3.9%	39.3%	22.2%	10.7%	37.9%	--	--	--	--	--	-26.4%	-5.7%	0.8%	-1.4%	0.4%

LA PALMA


	United Kingdom	Germany	Belgium	France	Netherlands	Ireland	Italy	Switzerland	Denmark	Finland	Norway	Sweden	Nordics	Others	International	Mainland	TOTAL
2019	24,781	90,882	6,364	8,928	20,143	433	1,809	-	-	-	-	-	13,194	21,866	188,398	48,861	237,259
2022	11,986	31,727	3,381	3,807	7,893	308	1,087	-	-	-	-	-	1,064	13,058	74,308	59,253	133,558
Change	-12,795	-59,155	-2,983	-5,121	-12,250	-125	-722	--	--	--	--	--	-12,130	-8,808	-114,090	10,392	-103,701
Change, %	-51.6%	-65.1%	-46.9%	-57.4%	-60.8%	-28.9%	-39.9%	--	--	--	--	--	-91.9%	-40.3%	-60.6%	21.3%	-43.7%

Source: Frontur (ISTAC). Tourist arrivals by air.

Note: on the result of the estimated Canary Islands total arrivals, tourists from La Gomera and El Hierro are included. Only main tourists are taken into account in each island.

International tourist arrivals in Spain (INE)

November 2022



BY COUNTRY OF RESIDENCE

Monthly

	UK	Germany	Belgium	France	Netherlands	Ireland	Italy	Switzerland	Denmark	Finland	Norway	Sweden	Nordics	Russia	Portugal	Austria	Others	INTERNATIONAL
Oct-19	872,392	569,008	139,559	574,259	182,139	94,334	294,195	91,331	79,660	75,735	112,295	156,961	424,651	53,368	123,350	38,066	345,534	4,655,021
Oct-22	828,680	529,562	142,489	585,567	189,850	124,618	265,588	83,268	84,433	63,073	95,994	121,248	364,748	--	125,703	35,605	373,179	4,342,030
Change	-43,712	-39,446	2,930	11,308	7,711	30,284	-28,607	-8,063	4,773	-12,662	-16,301	-35,713	-59,903	--	2,353	-2,461	27,645	-312,991
Change, %	-5.0%	-6.9%	2.1%	2.0%	4.2%	32.1%	-9.7%	-8.8%	6.0%	-16.7%	-14.5%	-22.8%	-14.1%	--	1.9%	-6.5%	8.0%	-6.7%

Year-to-date

	UK	Germany	Belgium	France	Netherlands	Ireland	Italy	Switzerland	Denmark	Finland	Norway	Sweden	Nordics	Russia	Portugal	Austria	Others	INTERNATIONAL
Jan-Oct 19	17,226,438	10,662,960	2,396,023	10,594,844	3,520,330	2,093,959	4,229,293	1,722,899	1,136,035	693,315	1,391,196	1,945,427	5,165,973	1,261,376	2,292,495	1,157,648	15,621,782	79,204,410
Jan-Oct 22	14,358,093	9,308,660	2,372,261	9,426,065	3,738,419	1,981,699	3,745,873	1,580,280	1,083,730	415,829	1,170,097	1,326,688	3,996,344	--	2,221,757	924,462	12,475,202	67,436,966
Change	-2,868,345	-1,354,300	-23,762	-1,168,779	218,089	-112,260	-483,420	-142,619	-52,305	-277,486	-221,099	-618,739	-1,169,629	--	-70,738	-233,186	-3,146,580	-11,767,444
Change, %	-16.7%	-12.7%	-1.0%	-11.0%	6.2%	-5.4%	-11.4%	-8.3%	-4.6%	-40.0%	-15.9%	-31.8%	-22.6%	--	-3.1%	-20.1%	-20.1%	-14.9%

BY AUTONOMOUS COMMUNITY

Monthly


	Canary Islands	Andalusia	Aragon	Asturias	Canary Islands	Cantabria	C. y Leon	C. La Mancha	Catalonia	Canarian Region	Extremadura	Galicia	Madrid	Murcia	Navarre	Other Country	La Rioja	SPAIN
Oct-19	1,173,313	614,169	37,253	20,111	182,713	15,461	67,470	13,442	1,047,153	541,121	46,166	78,657	665,927	48,883	21,308	72,141	9,734	4,655,021
Oct-22	1,185,851	593,559	24,617	8,304	165,403	13,044	51,593	16,677	962,715	520,350	17,946	65,220	541,889	40,250	13,492	116,093	5,028	4,342,030
Change	12,538	-20,609	-12,636	-11,807	-17,309	-2,416	-15,877	3,235	-84,438	-20,771	-28,221	-13,437	-124,039	-8,634	-7,816	43,952	-4,706	-312,991
Change, %	1.1%	-3.4%	-33.9%	-58.7%	-9.5%	-15.6%	-23.5%	24.1%	-8.1%	-3.8%	-61.1%	-17.1%	-18.6%	-17.7%	-36.7%	60.9%	-48.3%	-6.7%

Year-to-date

	Canary Islands	Andalusia	Aragon	Asturias	Canary Islands	Cantabria	C. y Leon	C. La Mancha	Catalonia	Canarian Region	Extremadura	Galicia	Madrid	Murcia	Navarre	Other Country	La Rioja	SPAIN
Jan-Oct 19	11,946,094	11,465,292	507,500	262,089	13,554,934	381,805	1,219,438	240,837	18,381,984	9,080,975	210,522	1,543,129	7,112,193	999,881	274,967	1,518,201	37,882	79,204,410
Jan-Oct 22	11,109,239	9,475,431	355,696	269,879	13,072,737	307,272	943,705	178,182	13,988,647	8,092,499	252,320	1,167,725	5,597,740	777,116	228,606	1,436,548	5,028	67,436,966
Change	-836,855	-1,989,860	-151,804	7,790	-482,196	-74,532	-275,733	-62,655	-4,393,337	-988,476	41,797	-375,404	-1,514,454	-222,766	-46,361	-81,653	-32,854	-11,767,444
Change, %	-7.0%	-17.4%	-29.9%	3.0%	-3.6%	-19.5%	-22.6%	-26.0%	-23.9%	-10.9%	19.9%	-24.3%	-21.3%	-22.3%	-16.9%	-5.4%	-86.7%	-14.9%

Tourist arrivals in the Canary Islands (ISTAC)

November 2022



Number of tourists by holiday package booking and country of residence

November 2022

	Book	Do not book	TOTAL	% Book	% Do not book
International	619,212	600,698	1,219,910	50.8%	49.2%
- Germany	163,769	87,634	251,403	65.1%	34.9%
- Netherlands	30,686	25,135	55,820	55.0%	45.0%
- Ireland	13,689	38,127	51,817	26.4%	73.6%
- Nordics	130,459	62,519	192,977	67.6%	32.4%
- United Kingdom	204,125	210,934	415,060	49.2%	50.8%
- Switzerland	6,008	7,316	13,324	45.1%	54.9%
- Others	70,476	169,033	239,509	29.4%	70.6%
Spanish Mainland	23,354	112,399	135,753	17.2%	82.8%
TOTAL	642,566	713,097	1,355,663	47.4%	52.6%

January - November 2022

	Book	Do not book	TOTAL	% Book	% Do not book
International	6,081,935	5,294,858	11,376,792	53.5%	46.5%
- Germany	1,315,607	701,261	2,016,865	65.2%	34.8%
- Netherlands	379,200	223,948	603,147	62.9%	37.1%
- Ireland	154,516	366,474	520,991	29.7%	70.3%
- Nordics	702,656	283,683	986,339	71.2%	28.8%
- United Kingdom	2,554,873	1,931,579	4,486,455	56.9%	43.1%
- Switzerland	48,632	90,021	138,653	35.1%	64.9%
- Others	926,451	1,697,892	2,624,342	35.3%	64.7%
Spanish Mainland	314,429	1,477,276	1,791,705	17.5%	82.5%
TOTAL	6,396,364	6,772,134	13,168,497	48.6%	51.4%

Share of tourists by accommodation type and country of residence

November 2022

	Hotels and similar	Apartments	Property	Cruise	Others
International	63.4%	19.2%	3.0%	4.1%	10.3%
- Germany	61.7%	10.9%	3.3%	15.8%	8.4%
- Netherlands	65.1%	23.4%	1.4%	0.2%	9.9%
- Ireland	56.3%	30.6%	2.4%	0.0%	10.8%
- Nordics	67.6%	25.9%	1.7%	1.2%	3.6%
- United Kingdom	63.7%	23.0%	2.6%	1.5%	9.2%
- Switzerland	76.9%	7.6%	4.4%	0.2%	11.0%
- Others	61.7%	12.9%	5.0%	0.7%	19.8%
Spanish Mainland	57.9%	6.1%	2.6%	0.0%	33.4%
TOTAL	62.8%	17.9%	3.0%	3.7%	12.7%

January - November 2022


	Hotels and similar	Apartments	Property	Cruise	Others
International	70.5%	15.0%	3.0%	1.5%	9.9%
- Germany	71.2%	10.0%	3.7%	6.1%	9.0%
- Netherlands	72.9%	19.5%	1.6%	0.1%	5.9%
- Ireland	58.8%	28.6%	3.1%	0.1%	9.4%
- Nordics	78.2%	13.2%	3.3%	0.3%	5.0%
- United Kingdom	71.4%	17.6%	2.5%	0.9%	7.6%
- Switzerland	74.6%	10.2%	3.9%	0.2%	11.1%
- Others	67.1%	11.8%	3.6%	0.3%	17.3%
Spanish Mainland	58.9%	10.5%	1.6%	0.0%	28.9%
TOTAL	68.9%	14.4%	2.8%	1.3%	12.5%

Source: Frontur (ISTAC). Tourist arrivals by air.

Note: on the result of the estimated Canary Islands total arrivals, tourists from La Gomera and El Hierro are included.

Tourist arrivals in the Canary Islands (ISTAC)

November 2022



Number of tourists by holiday package booking and island of stay

November 2022

		Lanzarote	Fuerteventura	Gran Canaria	Tenerife	La Palma	CANARY ISLANDS
Book	Total	113,658	116,213	213,989	227,188	13,279	642,566
	- International	106,029	114,517	210,334	217,009	12,844	619,212
	- Spanish Mainland	7,629	1,696	3,655	10,179	435	23,354
Do not book	Total	124,419	78,516	174,864	347,918	13,484	713,097
	- International	111,524	69,662	140,670	292,833	8,935	600,698
	- Spanish Mainland	12,895	8,854	34,194	55,085	4,549	112,399
TOTAL	All markets	238,078	194,729	388,852	575,104	26,763	1,355,663
	- International	217,553	184,179	351,004	509,841	21,779	1,219,910
	- Spanish Mainland	20,525	10,550	37,848	65,263	4,984	135,753
% book package	Total	47.7%	59.7%	55.0%	39.5%	49.6%	47.4%
	- International	48.7%	62.2%	59.9%	42.6%	59.0%	50.8%
	- Spanish Mainland	37.2%	16.1%	9.7%	15.6%	8.7%	17.2%

January - November 2022

		Lanzarote	Fuerteventura	Gran Canaria	Tenerife	La Palma	CANARY ISLANDS
Book	Total	1,262,868	1,207,809	1,844,063	2,220,760	76,148	6,396,364
	- International	1,195,867	1,182,420	1,776,904	2,065,729	70,477	6,081,935
	- Spanish Mainland	67,001	25,389	67,159	155,031	5,671	314,429
Do not book	Total	1,289,604	719,794	1,602,503	3,145,898	125,737	6,772,134
	- International	1,029,443	588,180	1,156,788	2,524,026	64,631	5,294,858
	- Spanish Mainland	260,161	131,614	445,715	621,872	61,106	1,477,276
TOTAL	All markets	2,552,471	1,927,601	3,446,565	5,366,657	201,883	13,168,497
	- International	2,225,309	1,770,599	2,933,692	4,589,754	135,105	11,376,792
	- Spanish Mainland	327,162	157,002	512,873	776,903	66,778	1,791,705
% book package	Total	49.5%	62.7%	53.5%	41.4%	37.7%	48.6%
	- International	53.7%	66.8%	60.6%	45.0%	52.2%	53.5%
	- Spanish Mainland	20.5%	16.2%	13.1%	20.0%	8.5%	17.5%

Share of tourists by accommodation type and island of stay

November 2022

		Lanzarote	Fuerteventura	Gran Canaria	Tenerife	La Palma	CANARY ISLANDS
International	Hotels	55.6%	74.6%	63.3%	60.6%	20.4%	63.4%
	Apartments	27.9%	11.0%	18.7%	17.2%	12.4%	19.2%
	Property	1.6%	2.6%	2.6%	3.9%	2.3%	3.0%
	Cruise	4.8%	5.3%	8.1%	5.0%	44.9%	4.1%
	Others	10.1%	6.5%	7.2%	13.4%	20.0%	10.3%
Spanish Mainland	Hotels	68.7%	60.4%	56.3%	58.2%	26.7%	57.9%
	Apartments	11.2%	11.6%	3.8%	5.2%	4.1%	6.1%
	Property	2.6%	5.6%	1.0%	2.5%	4.2%	2.6%
	Cruise	0.0%	0.0%	0.0%	0.0%	0.0%	0.0%
	Others	17.5%	22.5%	38.9%	34.1%	64.9%	33.4%
TOTAL	Hotels	56.7%	73.8%	62.6%	60.3%	21.6%	62.8%
	Apartments	26.5%	11.0%	17.2%	15.8%	10.9%	17.9%
	Property	1.7%	2.8%	2.5%	3.7%	2.6%	3.0%
	Cruise	4.4%	5.0%	7.3%	4.5%	36.5%	3.7%
	Others	10.7%	7.4%	10.3%	15.7%	28.4%	12.7%

January - November 2022

		Lanzarote	Fuerteventura	Gran Canaria	Tenerife	La Palma	CANARY ISLANDS
International	Hotels	63.3%	80.2%	71.3%	67.8%	27.9%	70.5%
	Apartments	24.8%	10.5%	13.5%	12.5%	13.5%	15.0%
	Property	1.8%	2.1%	2.9%	3.9%	2.9%	3.0%
	Cruise	2.3%	2.1%	4.0%	2.5%	35.1%	1.5%
	Others	7.8%	5.1%	8.2%	13.3%	20.6%	9.9%
Spanish Mainland	Hotels	56.5%	57.2%	59.7%	61.4%	43.3%	58.9%
	Apartments	15.9%	17.5%	6.6%	9.3%	12.1%	10.5%
	Property	2.1%	2.8%	1.4%	1.1%	3.2%	1.6%
	Cruise	0.1%	0.1%	0.1%	0.0%	0.3%	0.0%
	Others	25.4%	22.4%	32.2%	28.1%	41.0%	28.9%
TOTAL	Hotels	62.4%	78.3%	69.6%	66.9%	33.0%	68.9%
	Apartments	23.7%	11.1%	12.5%	12.0%	13.0%	14.4%
	Property	1.8%	2.1%	2.7%	3.5%	3.0%	2.8%
	Cruise	2.1%	1.9%	3.4%	2.2%	23.6%	1.3%
	Others	10.0%	6.5%	11.8%	15.4%	27.4%	12.5%

Source: Frontur (ISTAC). Tourist arrivals by air.

Note: in the islands are included tourists who have chosen the island as the main destination of their trip or as a secondary destination. (*) Others = house of friend or relative + other type of accommodation