

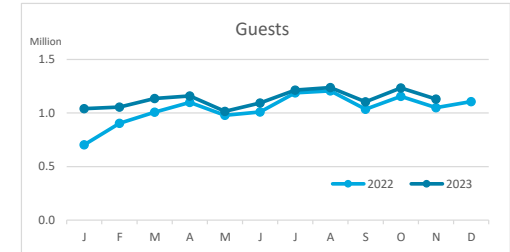
Main tourist accommodation indicators

CANARY ISLANDS (January - November 2023)



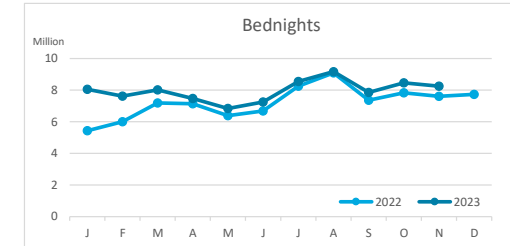
GUESTS BY ACCOMMODATION TYPE (*)

	TOTAL				Hotels				Apartments			
	Abroad	Mainland	Canary Islands	Total	Abroad	Mainland	Canary Islands	Total	Abroad	Mainland	Canary Islands	Total
	Jan - Nov 22	8,820,386	1,311,088	1,210,770	11,342,244	6,918,165	1,139,682	868,298	8,926,145	1,902,221	171,406	342,472
Jan - Nov 23	9,860,049	1,313,272	1,248,366	12,421,687	7,695,133	1,137,283	893,550	9,725,966	2,164,916	175,989	354,816	2,695,721
Change	1,039,663	2,184	37,596	1,079,443	776,968	-2,399	25,252	799,821	262,695	4,583	12,344	279,622
Change, %	11.8%	0.2%	3.1%	9.5%	11.2%	-0.2%	2.9%	9.0%	13.8%	2.7%	3.6%	11.6%



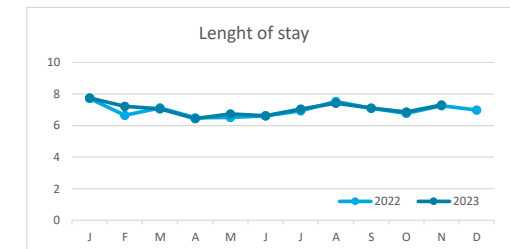
BEDNIGHTS

	TOTAL				Hotels				Apartments			
	Abroad	Mainland	Canary Islands	Total	Abroad	Mainland	Canary Islands	Total	Abroad	Mainland	Canary Islands	Total
	Jan - Nov 22	68,411,210	6,421,923	4,139,003	78,972,136	51,847,247	5,458,884	2,657,632	59,963,763	16,563,963	963,039	1,481,371
Jan - Nov 23	76,770,138	6,354,104	4,428,330	87,552,572	57,545,483	5,356,201	2,857,514	65,759,198	19,224,655	997,903	1,570,816	21,793,374
Change	8,358,928	-67,819	289,327	8,580,436	5,698,236	-102,683	199,882	5,795,435	2,660,692	34,864	89,445	2,785,001
Change, %	12.2%	-1.1%	7.0%	10.9%	11.0%	-1.9%	7.5%	9.7%	16.1%	3.6%	6.0%	14.7%

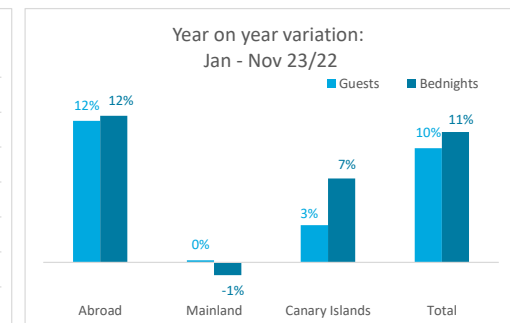
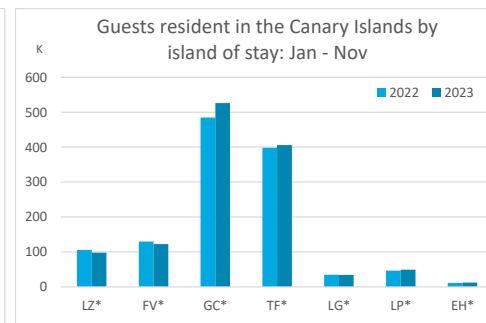
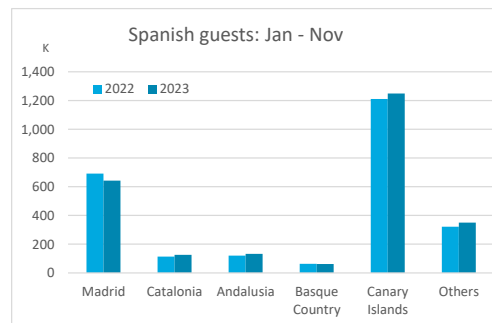
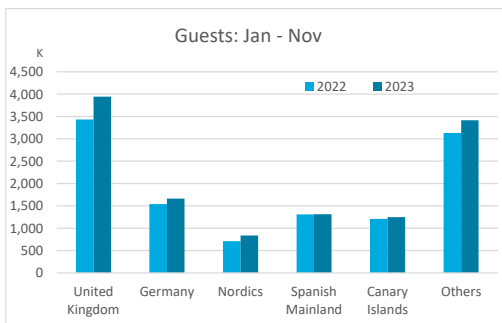


LENGHT OF STAY

	TOTAL				Hotels				Apartments			
	Abroad	Mainland	Canary Islands	Total	Abroad	Mainland	Canary Islands	Total	Abroad	Mainland	Canary Islands	Total
	Jan - Nov 22	7.8	4.9	3.4	7.0	7.5	4.8	3.1	6.7	8.7	5.6	4.3
Jan - Nov 23	7.8	4.8	3.5	7.0	7.5	4.7	3.2	6.8	8.9	5.7	4.4	8.1
Change	0.0	-0.1	0.1	0.1	0.0	-0.1	0.1	0.0	0.2	0.1	0.1	0.2



GUESTS AND BEDNIGHTS BY PLACE OF RESIDENCE



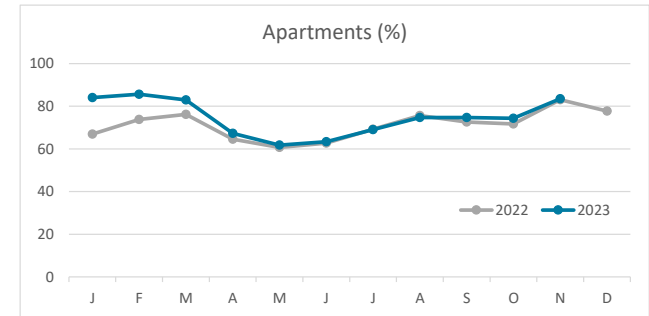
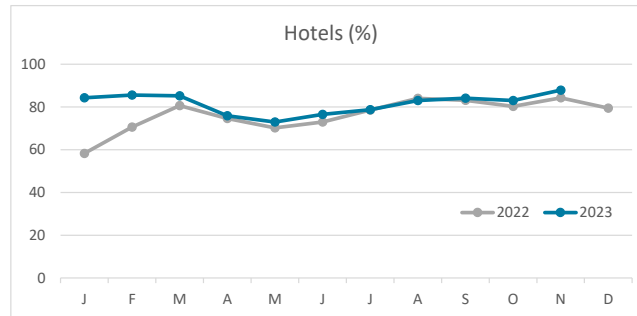
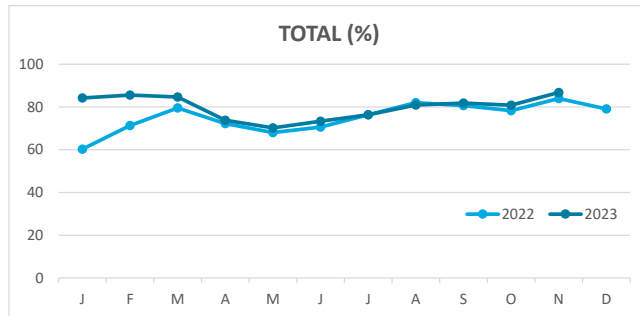
Note: LZ* (Lanzarote), FV* (Fuerteventura), GC* (Gran Canaria), TF* (Tenerife), LG* (La Gomera), LP* (La Palma) and EH* (El Hierro).

Main tourist accommodation indicators

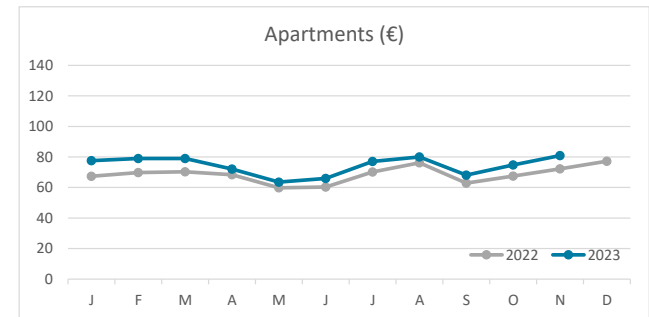
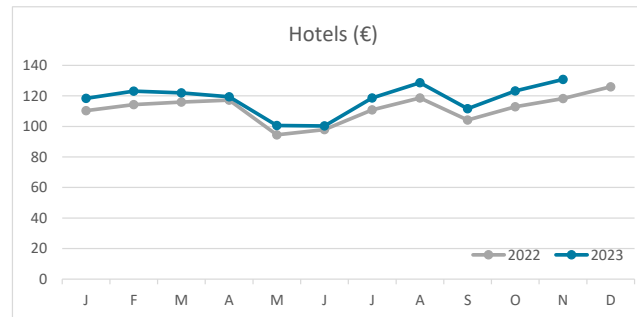
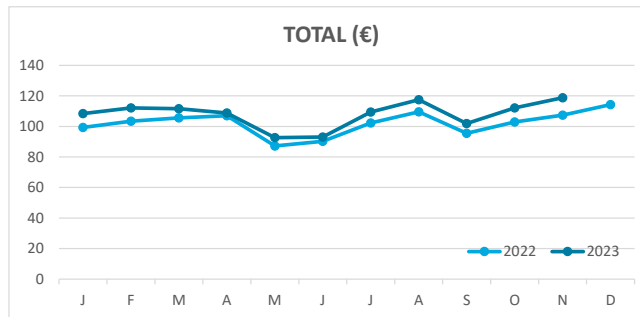
CANARY ISLANDS (January - November 2023)



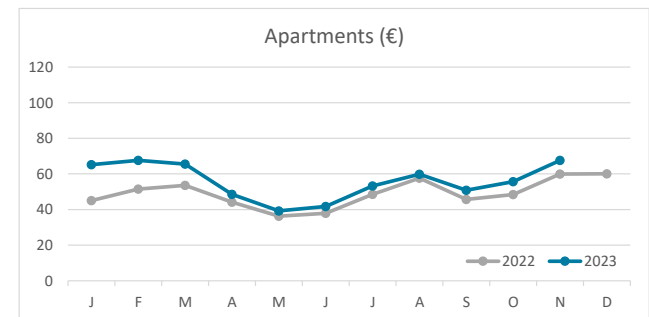
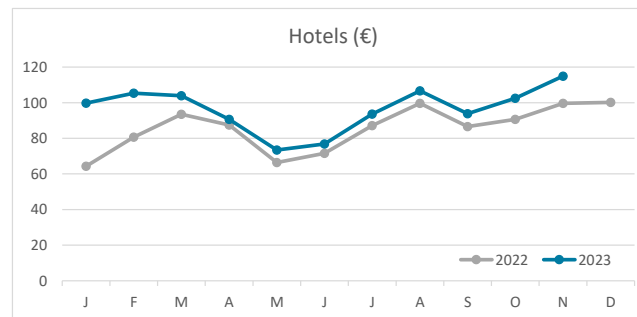
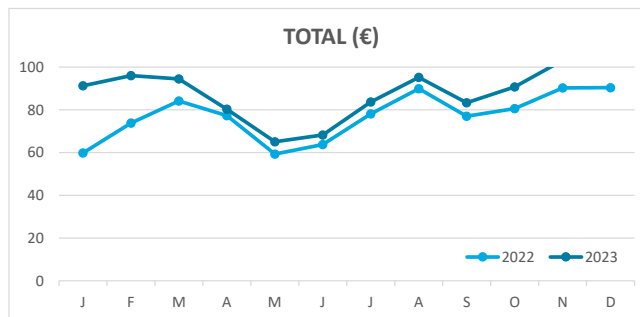
OCCUPANCY RATE PER ROOM / APARTMENT



ADR (Average Daily Rate)



REVPAR (Revenue Per Available Room)



Note: "Guests indicator" refers to number of guests checking in as new arrivals.
Source: Encuestas de Alojamiento Turístico (ISTAC)