

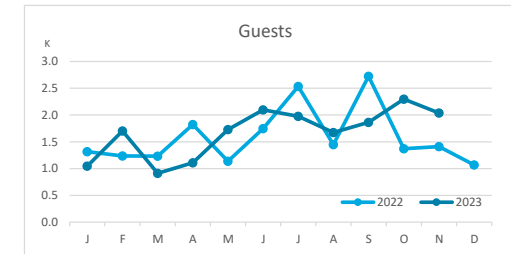
Main tourist accommodation indicators

EL HIERRO (January - November 2023)



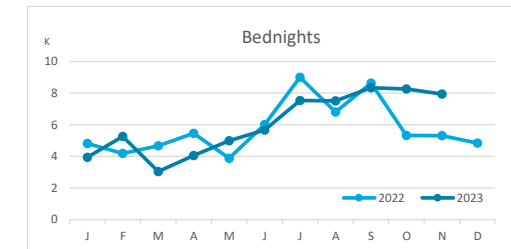
GUESTS BY ACCOMMODATION TYPE (*)

	Breakdown by accommodation type											
	TOTAL				Hotels				Apartments			
	Abroad	Mainland	Canary Islands	Total	Abroad	Mainland	Canary Islands	Total	Abroad	Mainland	Canary Islands	Total
Jan - Nov 22	3,281	3,495	11,201	17,977	2,886	3,096	4,619	10,601	395	399	6,582	7,376
Jan - Nov 23	2,957	3,100	12,384	18,441	2,385	2,474	7,097	11,956	572	626	5,287	6,485
Change	-324	-395	1,183	464	-501	-622	2,478	1,355	177	227	-1,295	-891
Change, %	-9.9%	-11.3%	10.6%	2.6%	-17.4%	-20.1%	53.6%	12.8%	44.8%	56.9%	-19.7%	-12.1%



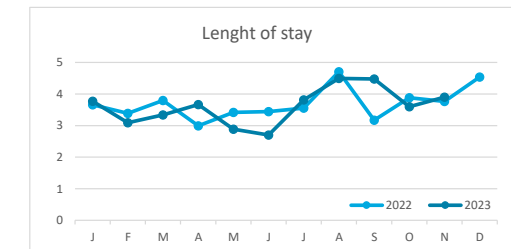
BEDNIGHTS

	Breakdown by accommodation type											
	TOTAL				Hotels				Apartments			
	Abroad	Mainland	Canary Islands	Total	Abroad	Mainland	Canary Islands	Total	Abroad	Mainland	Canary Islands	Total
Jan - Nov 22	12,448	14,750	36,934	64,132	10,441	12,427	11,056	33,924	2,007	2,323	25,878	30,208
Jan - Nov 23	12,455	13,515	40,603	66,573	9,103	9,631	19,551	38,285	3,352	3,884	21,052	28,288
Change	7	-1,235	3,669	2,441	-1,338	-2,796	8,495	4,361	1,345	1,561	-4,826	-1,920
Change, %	0.1%	-8.4%	9.9%	3.8%	-12.8%	-22.5%	76.8%	12.9%	67.0%	67.2%	-18.6%	-6.4%

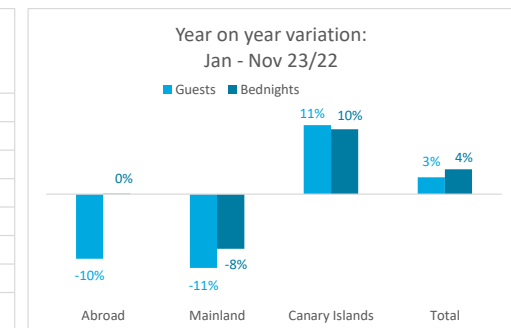
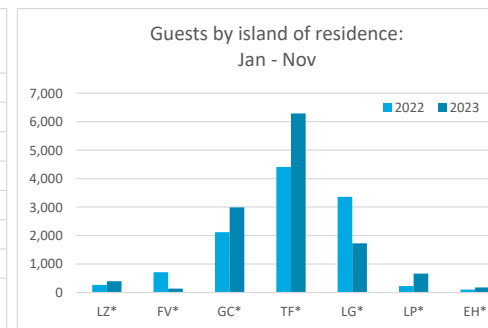
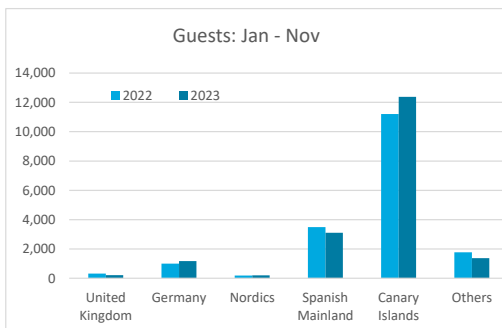


LENGHT OF STAY

	Breakdown by accommodation type											
	TOTAL				Hotels				Apartments			
	Abroad	Mainland	Canary Islands	Total	Abroad	Mainland	Canary Islands	Total	Abroad	Mainland	Canary Islands	Total
Jan - Nov 22	3.8	4.2	3.3	3.6	3.6	4.0	2.4	3.2	5.1	5.8	3.9	4.1
Jan - Nov 23	4.2	4.4	3.3	3.6	3.8	3.9	2.8	3.2	5.9	6.2	4.0	4.4
Change	0.4	0.1	0.0	0.0	0.2	-0.1	0.4	0.0	0.8	0.4	0.1	0.3



GUESTS AND BEDNIGHTS BY PLACE OF RESIDENCE



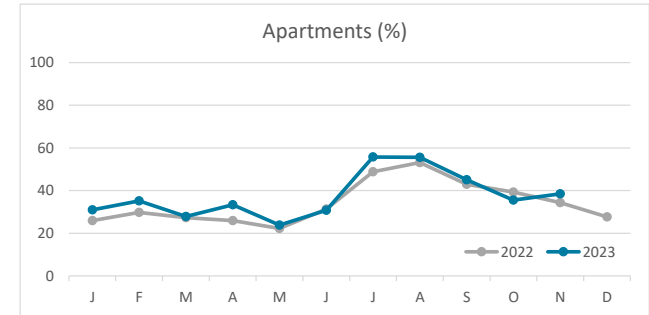
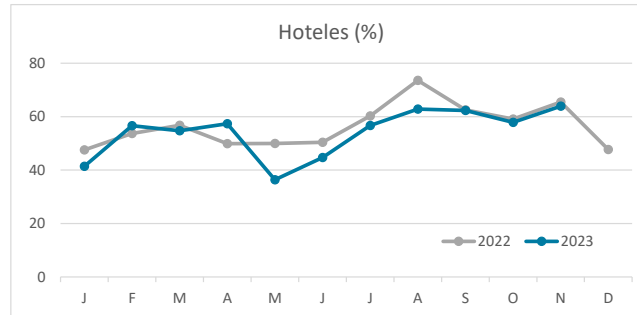
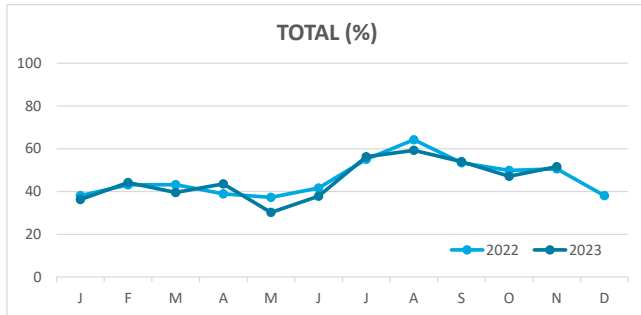
Note: LZ* (Lanzarote), FV* (Fuerteventura), GC* (Gran Canaria), TF* (Tenerife), LG* (La Gomera), LP* (La Palma) and EH* (El Hierro).

Main tourist accommodation indicators

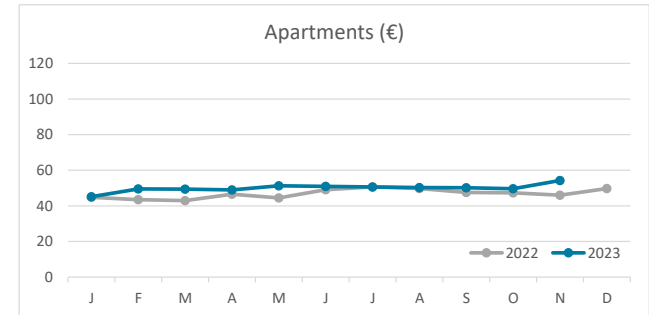
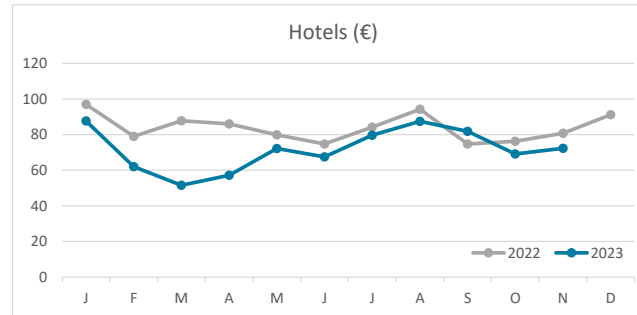
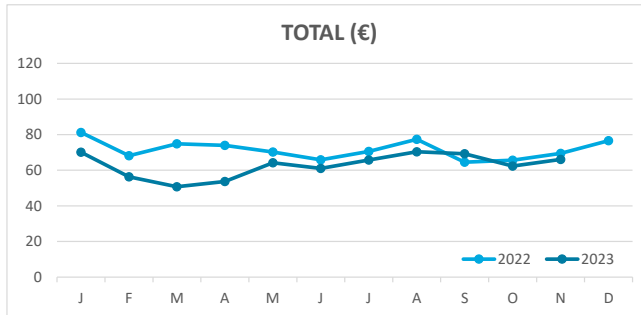
EL HIERRO (January - November 2023)



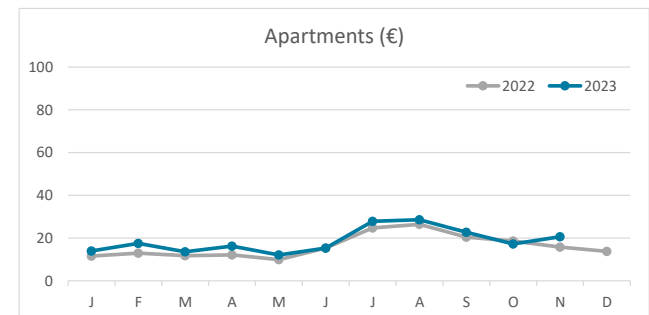
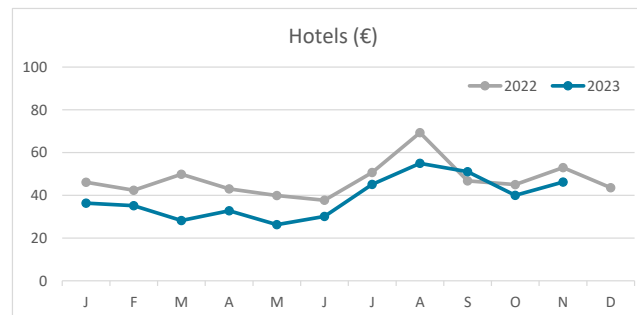
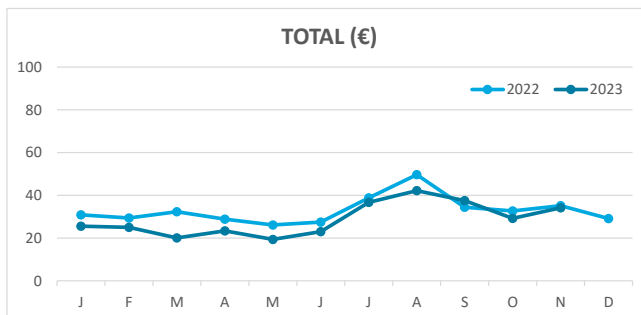
OCCUPANCY RATE PER ROOM / APARTMENT



ADR (Average Daily Rate)



REVPAR (Revenue Per Available Room)



Note: "Guests indicator" refers to number of guests checking in as new arrivals.
 Source: Encuestas de Alojamiento Turístico (ISTAC)