

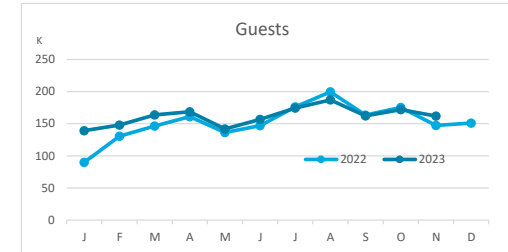
Main tourist accommodation indicators

FUERTEVENTURA (January - November 2023)



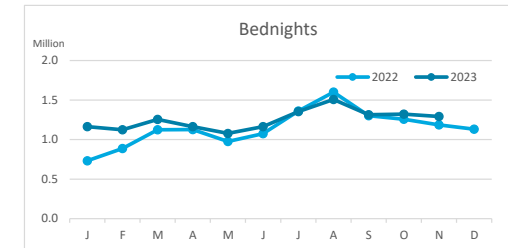
GUESTS BY ACCOMMODATION TYPE (*)

	TOTAL				Hotels				Apartments			
	Abroad	Mainland	Canary Islands	Total	Abroad	Mainland	Canary Islands	Total	Abroad	Mainland	Canary Islands	Total
	Jan - Nov 22	1,426,056	117,324	129,872	1,673,252	1,279,782	93,946	101,708	1,475,436	146,274	23,378	28,164
Jan - Nov 23	1,534,455	119,109	122,592	1,776,156	1,401,846	102,347	97,385	1,601,578	132,609	16,762	25,207	174,578
Change	108,399	1,785	-7,280	102,904	122,064	8,401	-4,323	126,142	-13,665	-6,616	-2,957	-23,238
Change, %	7.6%	1.5%	-5.6%	6.1%	9.5%	8.9%	-4.3%	8.5%	-9.3%	-28.3%	-10.5%	-11.7%



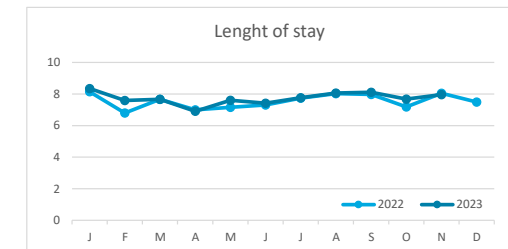
BEDNIGHTS

	TOTAL				Hotels				Apartments			
	Abroad	Mainland	Canary Islands	Total	Abroad	Mainland	Canary Islands	Total	Abroad	Mainland	Canary Islands	Total
	Jan - Nov 22	11,494,727	603,867	532,782	12,631,376	10,161,069	491,873	401,110	11,054,052	1,333,658	111,994	131,672
Jan - Nov 23	12,525,991	607,975	607,154	13,741,120	11,222,898	519,534	480,677	12,223,109	1,303,093	88,441	126,477	1,518,011
Change	1,031,264	4,108	74,372	1,109,744	1,061,829	27,661	79,567	1,169,057	-30,565	-23,553	-5,195	-59,313
Change, %	9.0%	0.7%	14.0%	8.8%	10.4%	5.6%	19.8%	10.6%	-2.3%	-21.0%	-3.9%	-3.8%

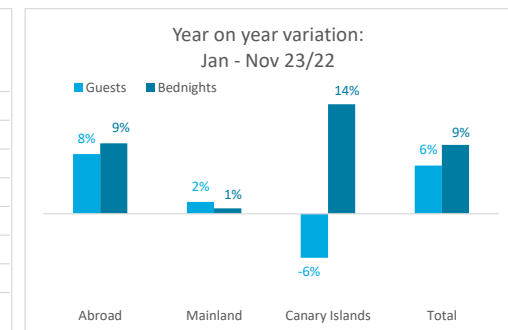
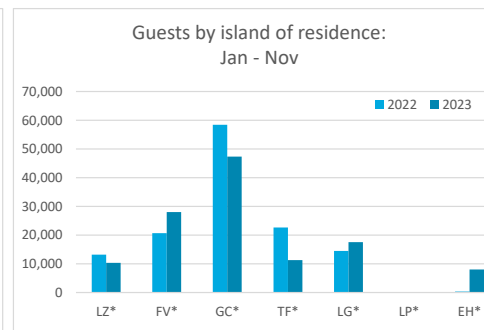
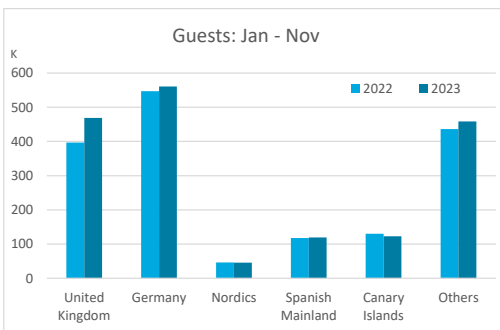


LENGHT OF STAY

	TOTAL				Hotels				Apartments			
	Abroad	Mainland	Canary Islands	Total	Abroad	Mainland	Canary Islands	Total	Abroad	Mainland	Canary Islands	Total
	Jan - Nov 22	8.1	5.1	4.1	7.5	7.9	5.2	3.9	7.5	9.1	4.8	4.7
Jan - Nov 23	8.2	5.1	5.0	7.7	8.0	5.1	4.9	7.6	9.8	5.3	5.0	8.7
Change	0.1	0.0	0.9	0.2	0.1	-0.2	1.0	0.1	0.7	0.5	0.3	0.7



GUESTS AND BEDNIGHTS BY PLACE OF RESIDENCE



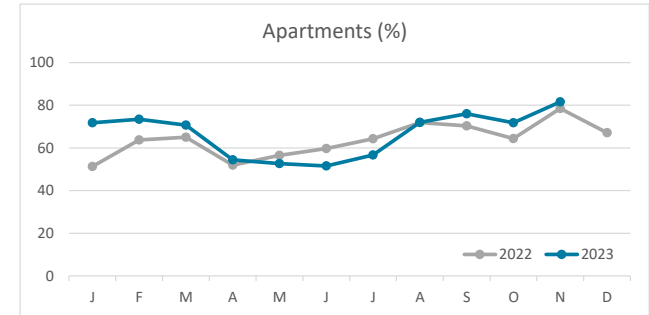
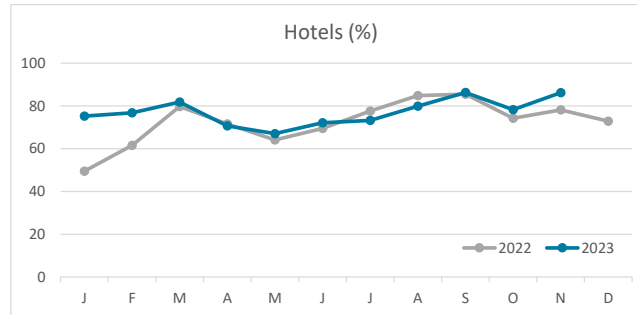
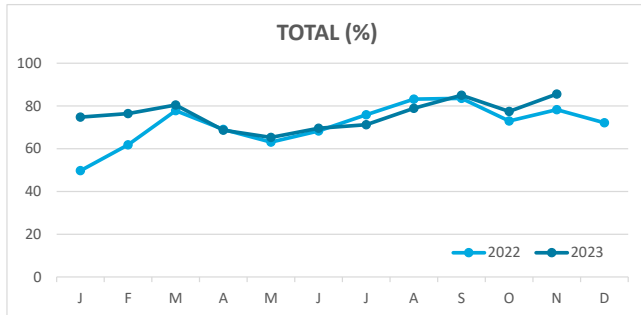
Note: LZ* (Lanzarote), FV* (Fuerteventura), GC* (Gran Canaria), TF* (Tenerife), LG* (La Gomera), LP* (La Palma) and EH* (El Hierro).

Main tourist accommodation indicators

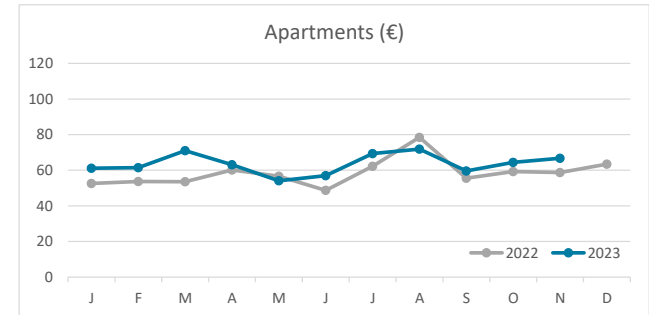
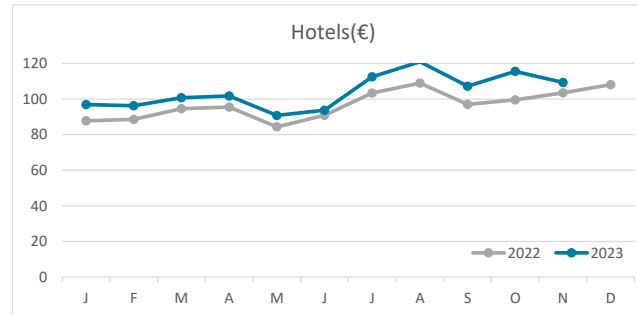
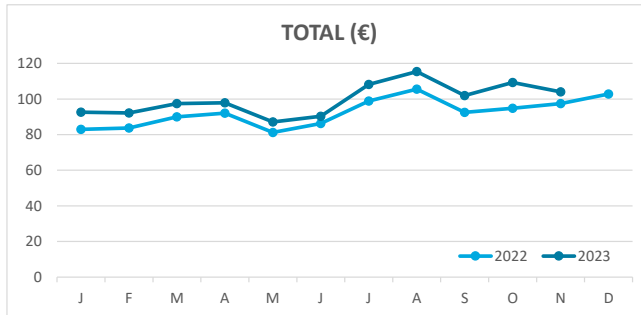
FUERTEVENTURA (January - November 2023)



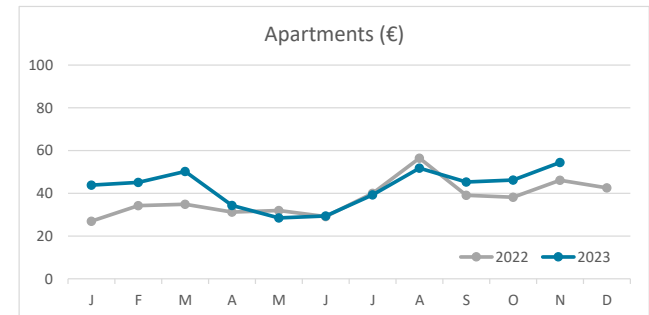
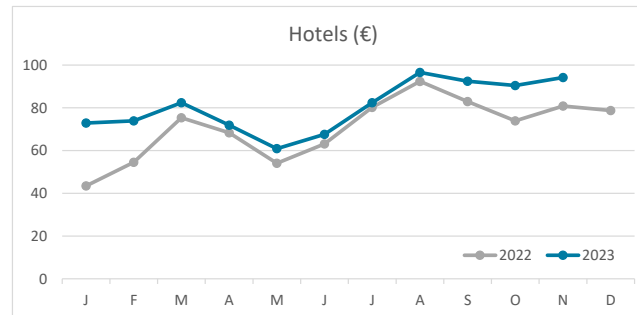
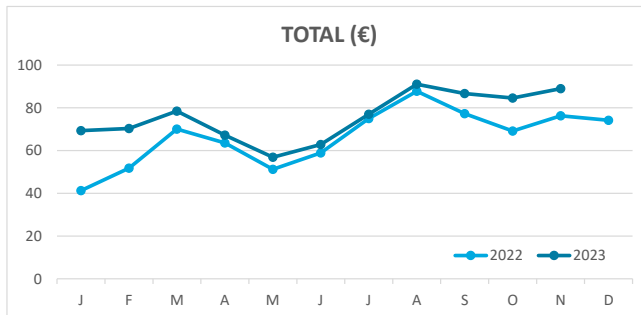
OCCUPANCY RATE PER ROOM / APARTMENT



ADR (Average Daily Rate)



REVPAR (Revenue Per Available Room)



Note: "Guests indicator" refers to number of guests checking in as new arrivals.
 Source: Encuestas de Alojamiento Turístico (ISTAC)