

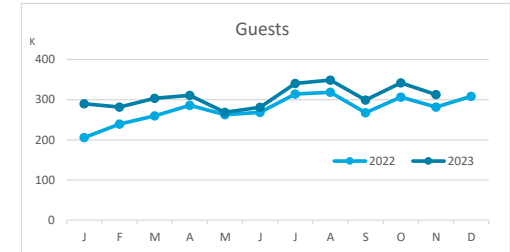
Main tourist accommodation indicators

GRAN CANARIA (January - November 2023)



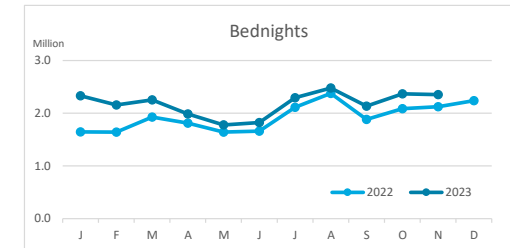
GUESTS BY ACCOMMODATION TYPE (*)

	TOTAL				Breakdown by accommodation type							
					Hotels				Apartments			
	Abroad	Mainland	Canary Islands	Total	Abroad	Mainland	Canary Islands	Total	Abroad	Mainland	Canary Islands	Total
Jan - Nov 22	2,181,494	341,892	484,714	3,008,100	1,712,259	309,759	332,724	2,354,742	469,235	32,133	151,990	653,358
Jan - Nov 23	2,524,803	326,058	526,086	3,376,947	1,938,727	285,476	352,552	2,576,755	586,076	40,582	173,534	800,192
Change	343,309	-15,834	41,372	368,847	226,468	-24,283	19,828	222,013	116,841	8,449	21,544	146,834
Change, %	15.7%	-4.6%	8.5%	12.3%	13.2%	-7.8%	6.0%	9.4%	24.9%	26.3%	14.2%	22.5%



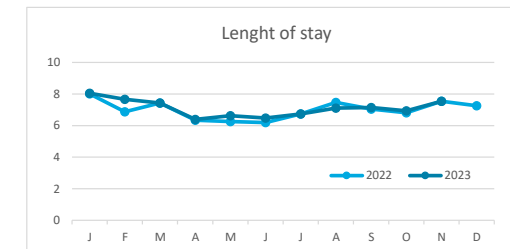
BEDNIGHTS

	TOTAL				Breakdown by accommodation type							
					Hotels				Apartments			
	Abroad	Mainland	Canary Islands	Total	Abroad	Mainland	Canary Islands	Total	Abroad	Mainland	Canary Islands	Total
Jan - Nov 22	17,739,645	1,490,601	1,689,959	20,920,205	13,126,557	1,319,762	984,251	15,430,570	4,613,088	170,839	705,708	5,489,635
Jan - Nov 23	20,655,724	1,416,315	1,891,100	23,963,139	14,847,772	1,205,823	1,099,671	17,153,266	5,807,952	210,492	791,429	6,809,873
Change	2,916,079	-74,286	201,141	3,042,934	1,721,215	-113,939	115,420	1,722,696	1,194,864	39,653	85,721	1,320,238
Change, %	16.4%	-5.0%	11.9%	14.5%	13.1%	-8.6%	11.7%	11.2%	25.9%	23.2%	12.1%	24.0%

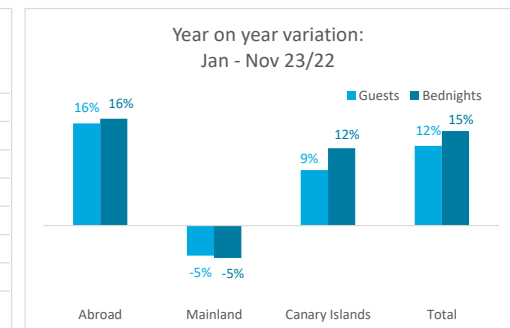
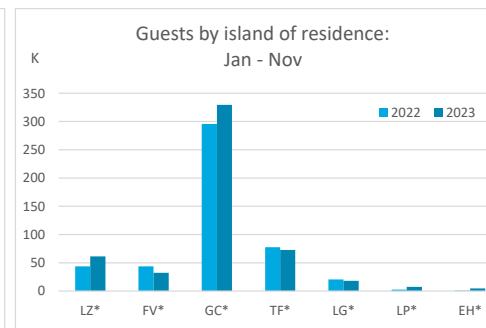
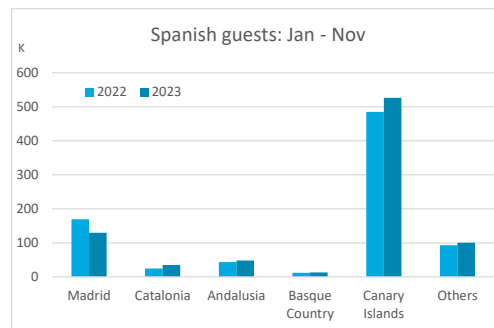
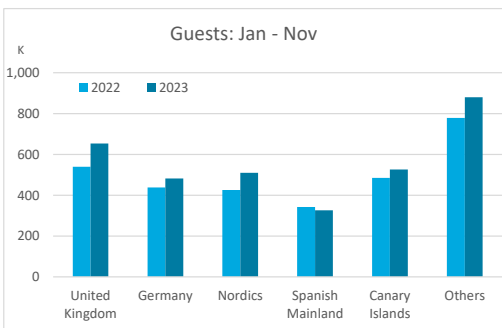


LENGHT OF STAY

	TOTAL				Breakdown by accommodation type							
					Hotels				Apartments			
	Abroad	Mainland	Canary Islands	Total	Abroad	Mainland	Canary Islands	Total	Abroad	Mainland	Canary Islands	Total
Jan - Nov 22	8.1	4.4	3.5	7.0	7.7	4.3	3.0	6.6	9.8	5.3	4.6	8.4
Jan - Nov 23	8.2	4.3	3.6	7.1	7.7	4.2	3.1	6.7	9.9	5.2	4.6	8.5
Change	0.0	0.0	0.1	0.1	0.0	0.0	0.2	0.1	0.1	-0.1	-0.1	0.1



GUESTS AND BEDNIGHTS BY PLACE OF RESIDENCE



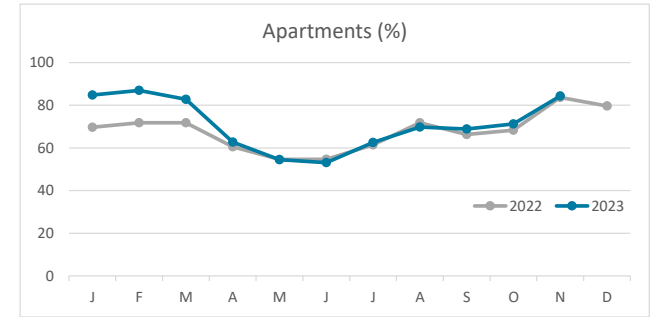
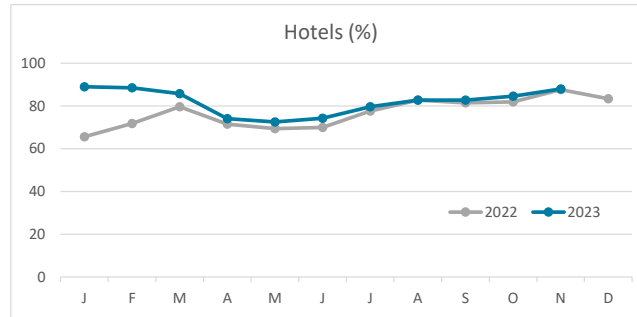
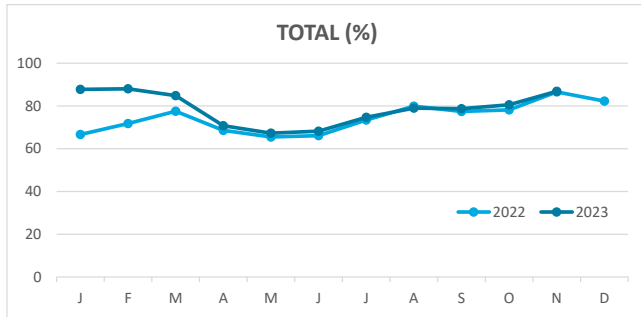
Note: LZ* (Lanzarote), FV* (Fuerteventura), GC* (Gran Canaria), TF* (Tenerife), LG* (La Gomera), LP* (La Palma) and EH* (El Hierro).

Main tourist accommodation indicators

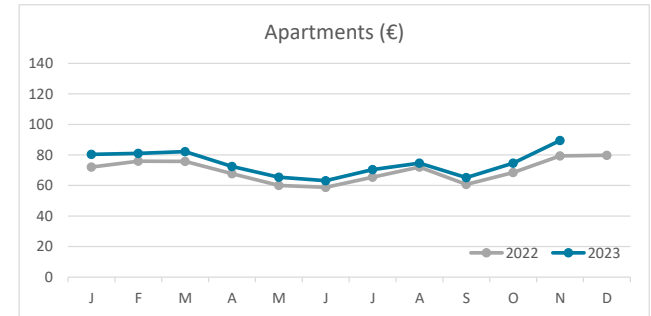
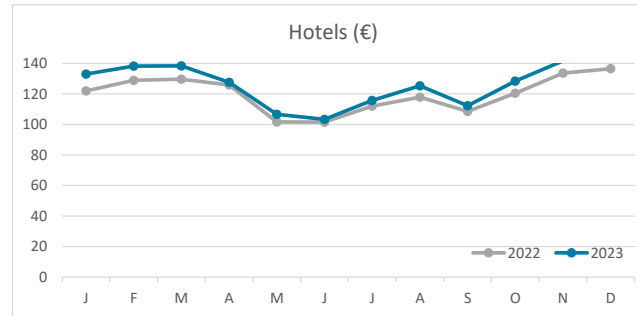
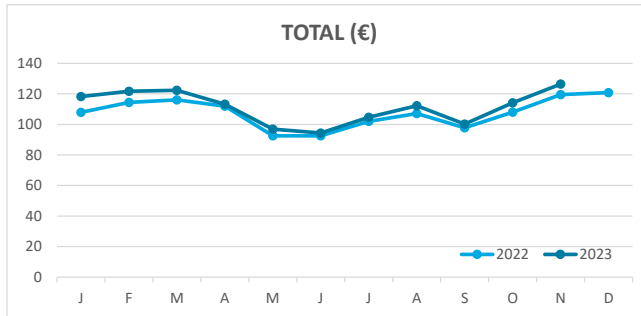
GRAN CANARIA (January - November 2023)



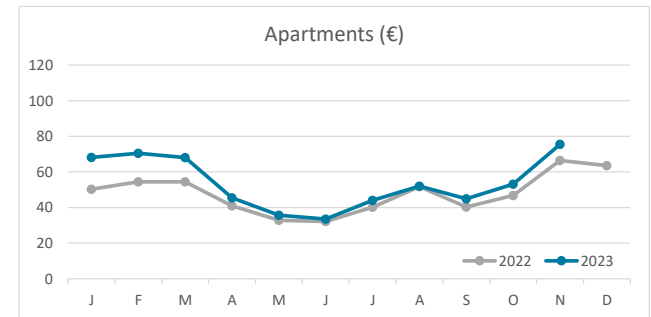
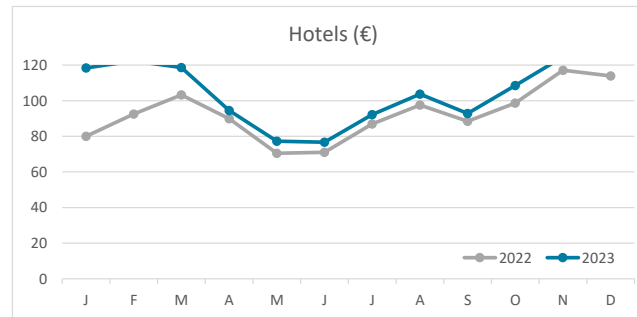
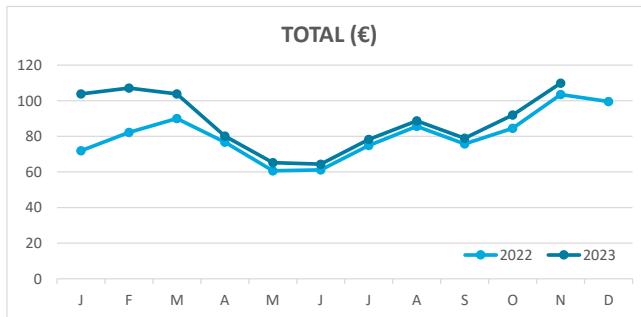
OCCUPANCY RATE PER ROOM / APARTMENT



ADR (Average Daily Rate)



REVPAR (Revenue Per Available Room)



Note: "Guests indicator" refers to number of guests checking in as new arrivals.
 Source: Encuestas de Alojamiento Turístico (ISTAC)