

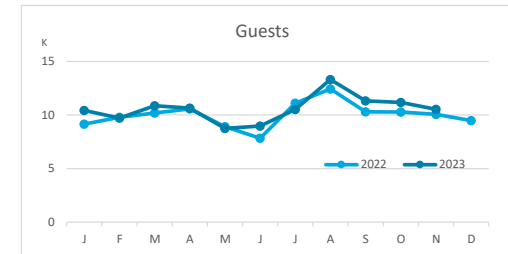
# Main tourist accommodation indicators

## LA GOMERA (January - November 2023)



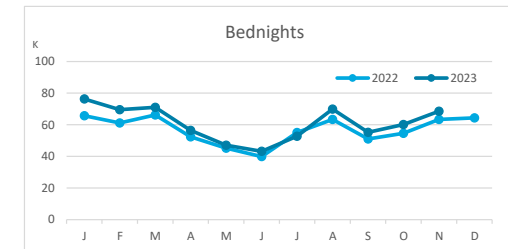
### GUESTS BY ACCOMMODATION TYPE (\*)

	Breakdown by accommodation type											
	TOTAL				Hotels				Apartments			
	Abroad	Mainland	Canary Islands	Total	Abroad	Mainland	Canary Islands	Total	Abroad	Mainland	Canary Islands	Total
Jan - Nov 22	59,304	4,738	46,617	110,659	38,224	3,549	32,387	74,160	21,080	1,189	14,230	36,499
Jan - Nov 23	62,424	4,745	49,072	116,241	41,221	3,574	34,134	78,929	21,203	1,171	14,938	37,312
Change	3,120	7	2,455	5,582	2,997	25	1,747	4,769	123	-18	708	813
Change, %	5.3%	0.1%	5.3%	5.0%	7.8%	0.7%	5.4%	6.4%	0.6%	-1.5%	5.0%	2.2%



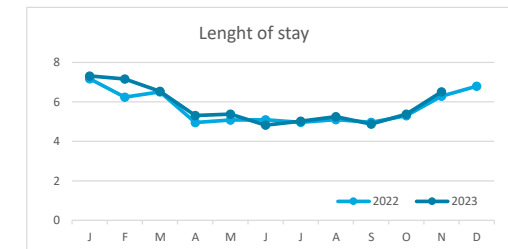
### BEDNIGHTS

	Breakdown by accommodation type											
	TOTAL				Hotels				Apartments			
	Abroad	Mainland	Canary Islands	Total	Abroad	Mainland	Canary Islands	Total	Abroad	Mainland	Canary Islands	Total
Jan - Nov 22	466,416	16,913	134,891	618,220	250,501	12,256	81,435	344,192	215,915	4,657	53,456	274,028
Jan - Nov 23	491,386	16,673	162,321	670,380	270,408	12,688	89,918	373,014	220,978	3,985	72,403	297,366
Change	24,970	-240	27,430	52,160	19,907	432	8,483	28,822	5,063	-672	18,947	23,338
Change, %	5.4%	-1.4%	20.3%	8.4%	7.9%	3.5%	10.4%	8.4%	2.3%	-14.4%	35.4%	8.5%

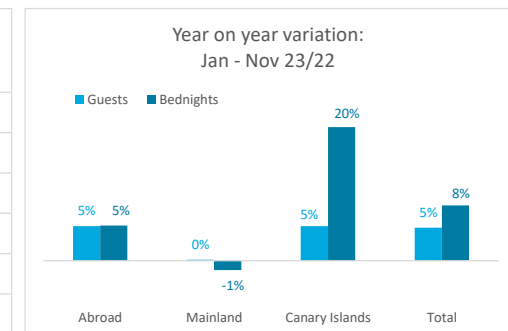
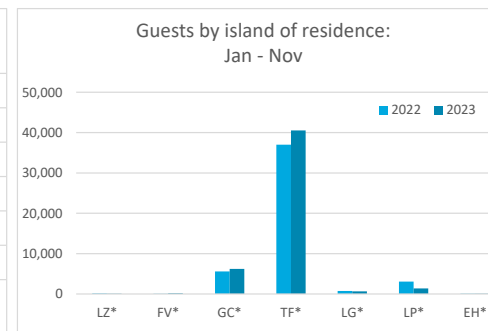
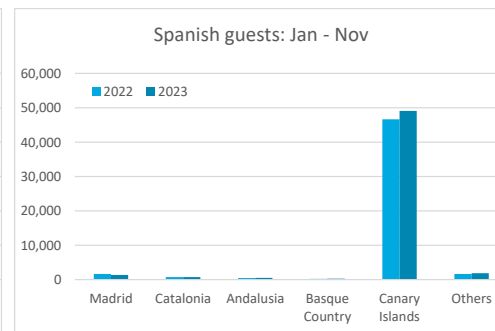
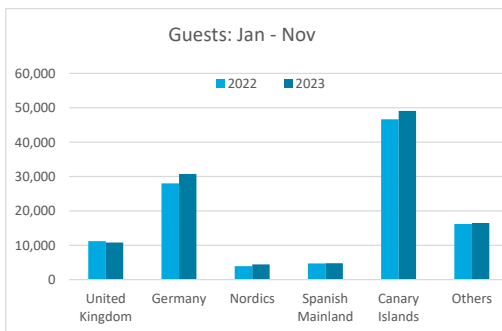


### LENGHT OF STAY

	Breakdown by accommodation type											
	TOTAL				Hotels				Apartments			
	Abroad	Mainland	Canary Islands	Total	Abroad	Mainland	Canary Islands	Total	Abroad	Mainland	Canary Islands	Total
Jan - Nov 22	7.9	3.6	2.9	5.6	6.6	3.5	2.5	4.6	10.2	3.9	3.8	7.5
Jan - Nov 23	7.9	3.5	3.3	5.8	6.6	3.6	2.6	4.7	10.4	3.4	4.8	8.0
Change	0.0	-0.1	0.4	0.2	0.0	0.1	0.1	0.1	0.2	-0.5	1.1	0.5



### GUESTS AND BEDNIGHTS BY PLACE OF RESIDENCE



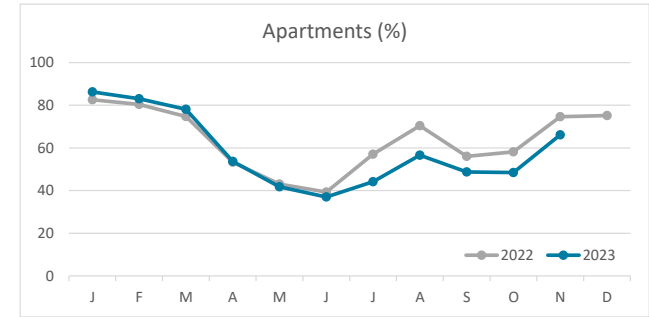
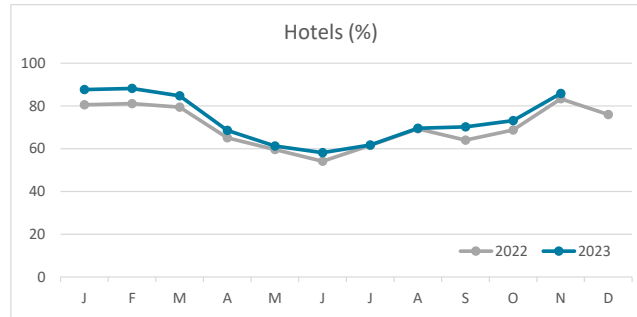
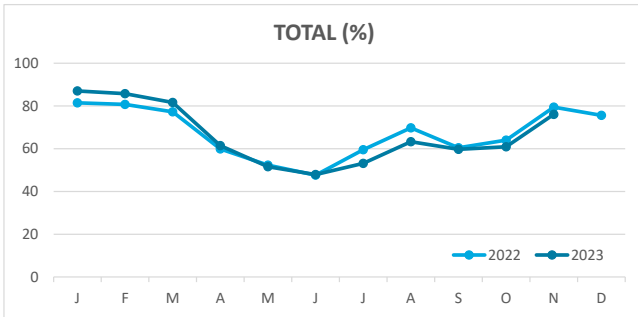
Note: LZ\* (Lanzarote), FV\* (Fuerteventura), GC\* (Gran Canaria), TF\* (Tenerife), LG\* (La Gomera), LP\* (La Palma) and EH\* (El Hierro).

# Main tourist accommodation indicators

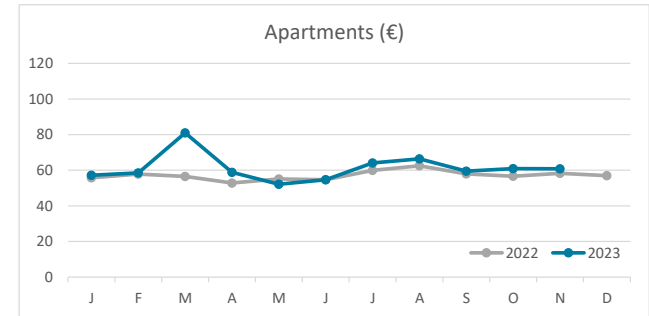
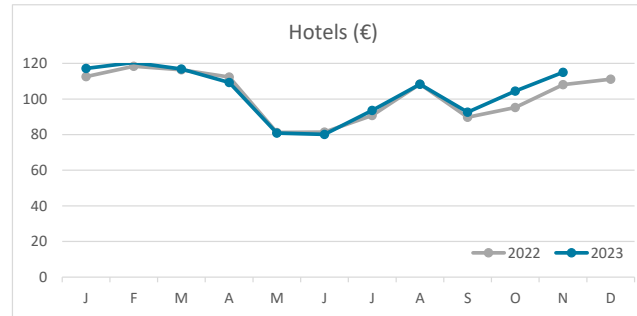
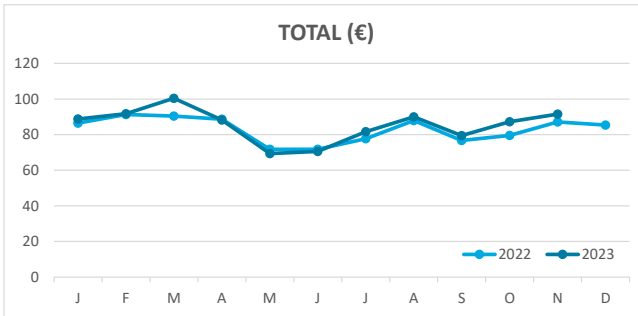
## LA GOMERA (January - November 2023)



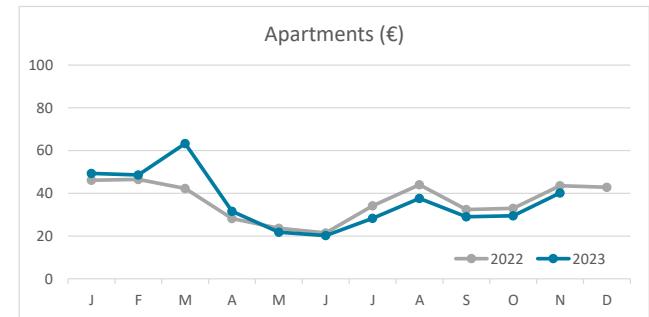
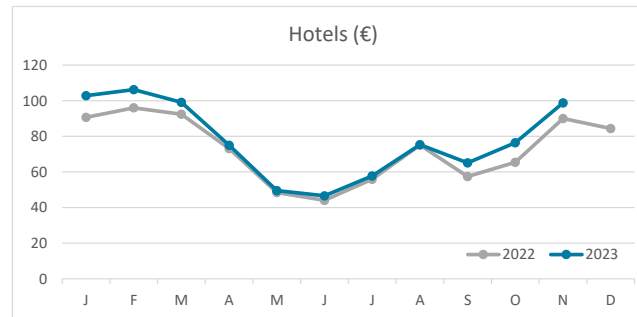
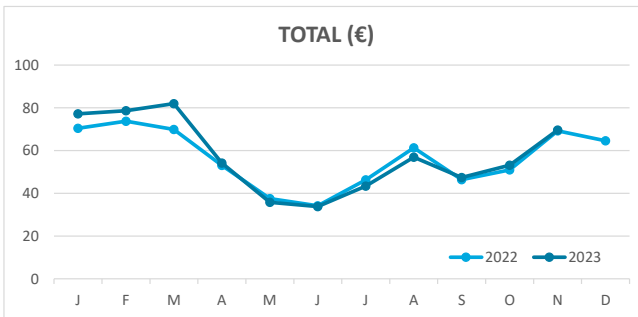
### OCCUPANCY RATE PER ROOM / APARTMENT



### ADR (Average Daily Rate)



### REVPAR (Revenue Per Available Room)



Note: "Guests indicator" refers to number of guests checking in as new arrivals.  
 Source: Encuestas de Alojamiento Turístico (ISTAC)