

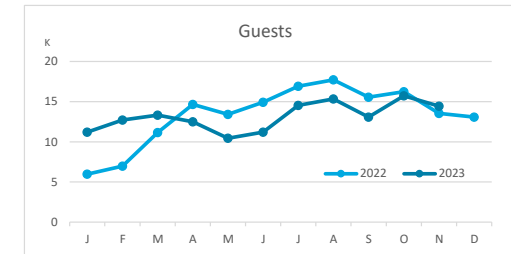
# Main tourist accommodation indicators

## LA PALMA (January - November 2023)



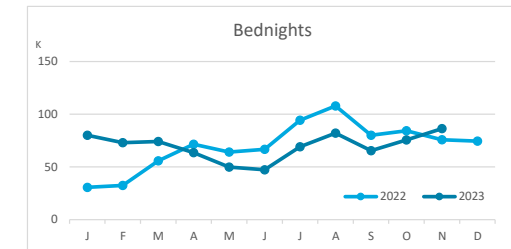
### GUESTS BY ACCOMMODATION TYPE (\*)

	TOTAL				Breakdown by accommodation type							
					Hotels				Apartments			
	Abroad	Mainland	Canary Islands	Total	Abroad	Mainland	Canary Islands	Total	Abroad	Mainland	Canary Islands	Total
Jan - Nov 22	56,470	55,870	34,729	147,069	38,440	43,207	19,119	100,766	18,030	12,663	15,610	46,303
Jan - Nov 23	64,864	45,354	34,275	144,493	47,124	39,695	19,623	106,442	17,740	5,659	14,652	38,051
Change	8,394	-10,516	-454	-2,576	8,684	-3,512	504	5,676	-290	-7,004	-958	-8,252
Change, %	14.9%	-18.8%	-1.3%	-1.8%	22.6%	-8.1%	2.6%	5.6%	-1.6%	-55.3%	-6.1%	-17.8%



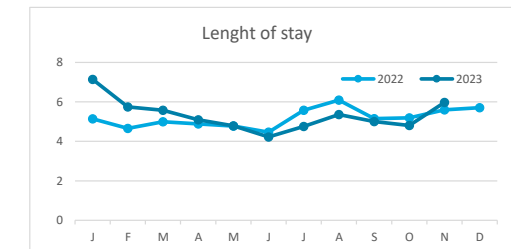
### BEDNIGHTS

	TOTAL				Breakdown by accommodation type							
					Hotels				Apartments			
	Abroad	Mainland	Canary Islands	Total	Abroad	Mainland	Canary Islands	Total	Abroad	Mainland	Canary Islands	Total
Jan - Nov 22	388,690	244,570	130,463	763,723	253,799	180,621	69,819	504,239	134,891	63,949	60,644	259,484
Jan - Nov 23	460,388	190,941	115,395	766,724	303,169	158,060	60,400	521,629	157,219	32,881	54,995	245,095
Change	71,698	-53,629	-15,068	3,001	49,370	-22,561	-9,419	17,390	22,328	-31,068	-5,649	-14,389
Change, %	18.4%	-21.9%	-11.5%	0.4%	19.5%	-12.5%	-13.5%	3.4%	16.6%	-48.6%	-9.3%	-5.5%

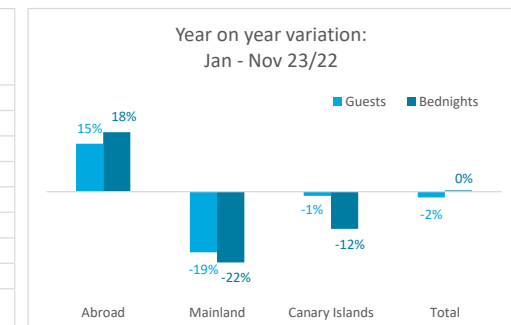
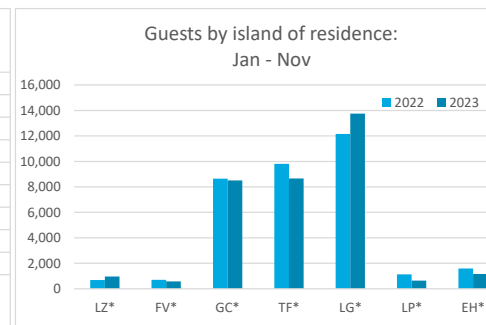
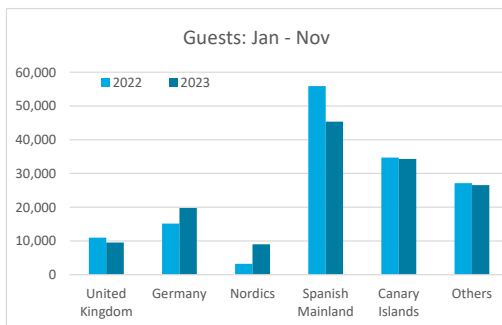


### LENGHT OF STAY

	TOTAL				Breakdown by accommodation type							
					Hotels				Apartments			
	Abroad	Mainland	Canary Islands	Total	Abroad	Mainland	Canary Islands	Total	Abroad	Mainland	Canary Islands	Total
Jan - Nov 22	6.9	4.4	3.8	5.2	6.6	4.2	3.7	5.0	7.5	5.1	3.9	5.6
Jan - Nov 23	7.1	4.2	3.4	5.3	6.4	4.0	3.1	4.9	8.9	5.8	3.8	6.4
Change	0.2	-0.2	-0.4	0.1	-0.2	-0.2	-0.6	-0.1	1.4	0.8	-0.1	0.8



### GUESTS AND BEDNIGHTS BY PLACE OF RESIDENCE



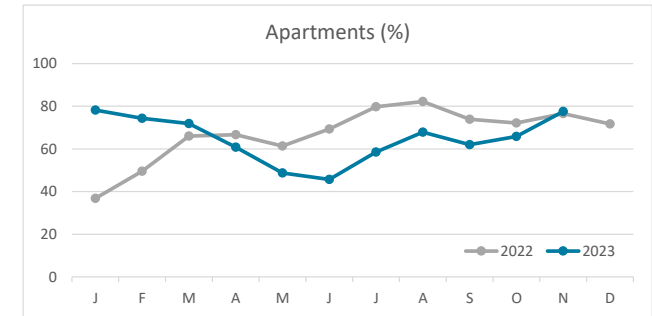
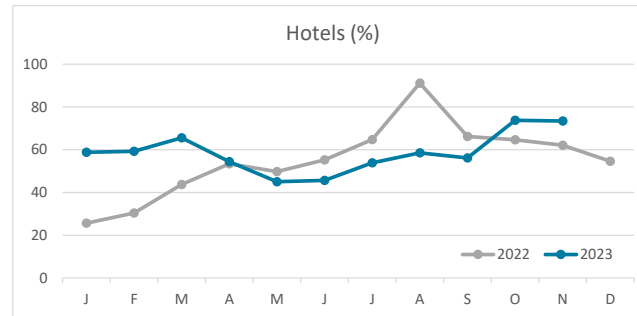
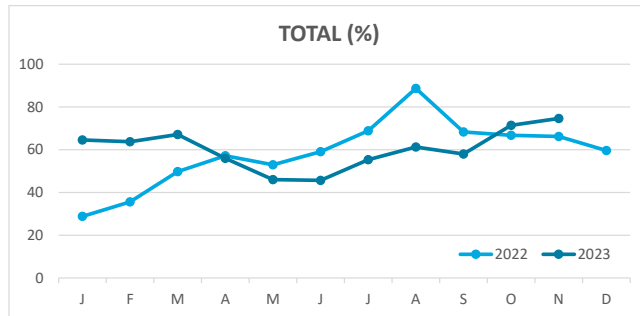
Note: LZ\* (Lanzarote), FV\* (Fuerteventura), GC\* (Gran Canaria), TF\* (Tenerife), LG\* (La Gomera), LP\* (La Palma) and EH\* (El Hierro).

# Main tourist accommodation indicators

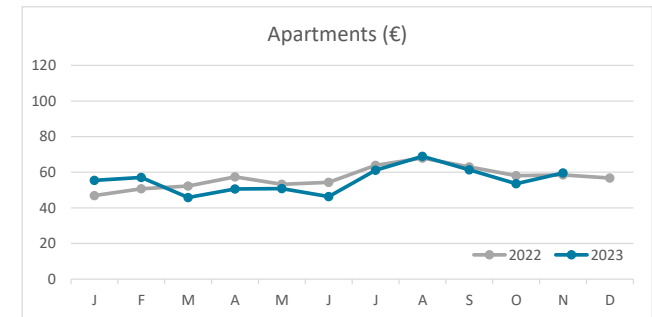
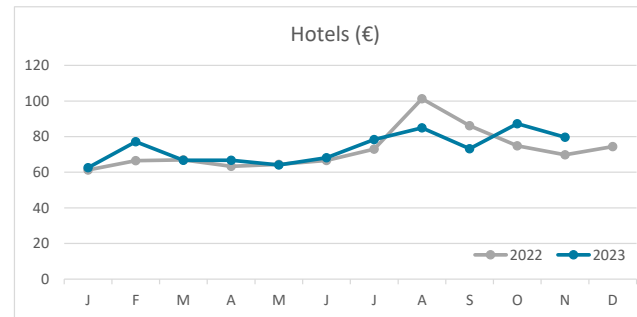
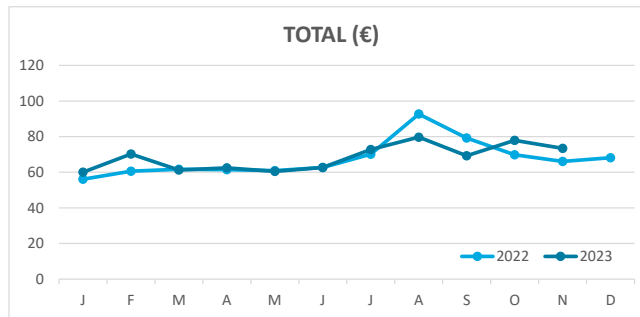
## LA PALMA (January - November 2023)



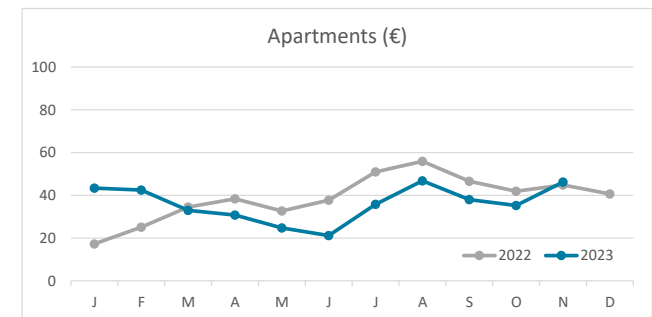
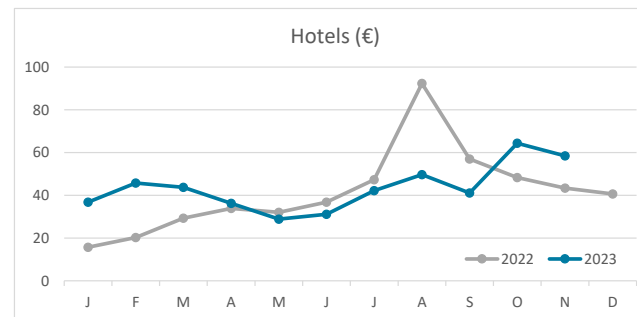
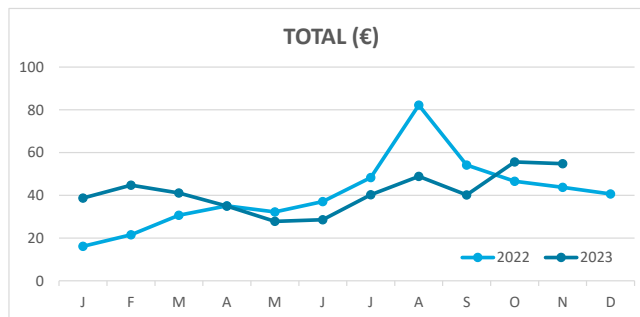
### OCCUPANCY RATE PER ROOM / APARTMENT



### ADR (Average Daily Rate)



### REVPAR (Revenue Per Available Room)



Note: "Guests indicator" refers to number of guests checking in as new arrivals.  
Source: Encuestas de Alojamiento Turístico (ISTAC)