

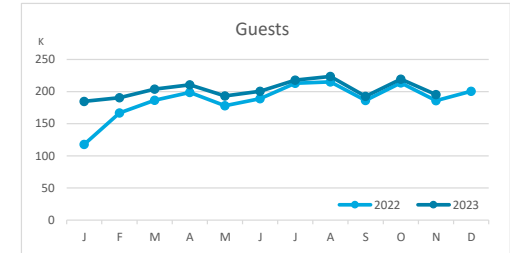
Main tourist accommodation indicators

LANZAROTE (January - November 2023)



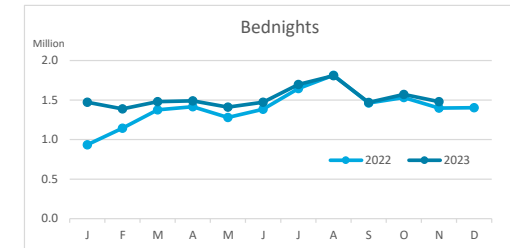
GUESTS BY ACCOMMODATION TYPE (*)

	TOTAL				Hotels				Apartments			
	Abroad	Mainland	Canary Islands	Total	Abroad	Mainland	Canary Islands	Total	Abroad	Mainland	Canary Islands	Total
	Jan - Nov 22	1,707,544	237,566	105,852	2,050,962	1,207,288	196,110	66,429	1,469,827	500,256	41,456	39,423
Jan - Nov 23	1,892,474	242,110	98,202	2,232,786	1,337,731	197,974	61,412	1,597,117	554,743	44,136	36,790	635,669
Change	184,930	4,544	-7,650	181,824	130,443	1,864	-5,017	127,290	54,487	2,680	-2,633	54,534
Change, %	10.8%	1.9%	-7.2%	8.9%	10.8%	1.0%	-7.6%	8.7%	10.9%	6.5%	-6.7%	9.4%



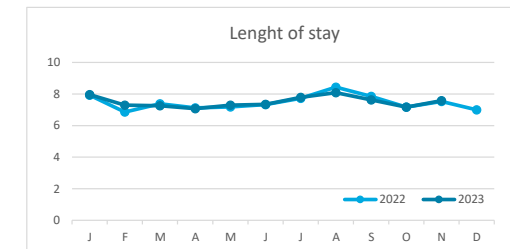
BEDNIGHTS

	TOTAL				Hotels				Apartments			
	Abroad	Mainland	Canary Islands	Total	Abroad	Mainland	Canary Islands	Total	Abroad	Mainland	Canary Islands	Total
	Jan - Nov 22	13,574,359	1,328,381	484,723	15,387,463	9,245,524	1,041,888	272,787	10,560,199	4,328,835	286,493	211,936
Jan - Nov 23	15,013,437	1,353,315	374,994	16,741,746	10,141,911	1,035,592	193,242	11,370,745	4,871,526	317,723	181,752	5,371,001
Change	1,439,078	24,934	-109,729	1,354,283	896,387	-6,296	-79,545	810,546	542,691	31,230	-30,184	543,737
Change, %	10.6%	1.9%	-22.6%	8.8%	9.7%	-0.6%	-29.2%	7.7%	12.5%	10.9%	-14.2%	11.3%

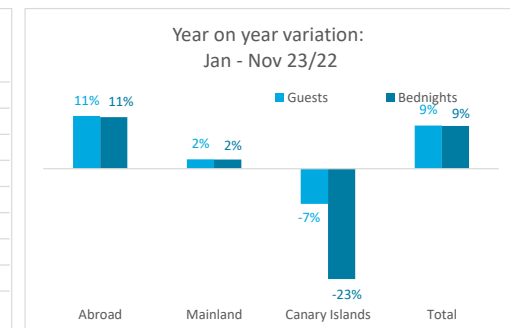
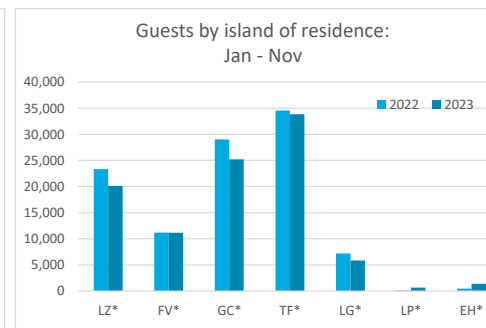
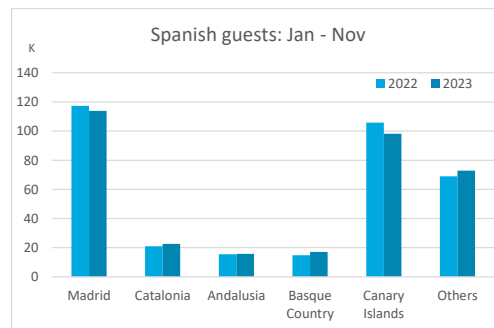
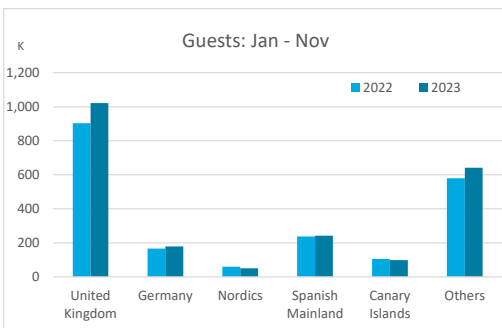


LENGHT OF STAY

	TOTAL				Hotels				Apartments			
	Abroad	Mainland	Canary Islands	Total	Abroad	Mainland	Canary Islands	Total	Abroad	Mainland	Canary Islands	Total
	Jan - Nov 22	7.9	5.6	4.6	7.5	7.7	5.3	4.1	7.2	8.7	6.9	5.4
Jan - Nov 23	7.9	5.6	3.8	7.5	7.6	5.2	3.1	7.1	8.8	7.2	4.9	8.4
Change	0.0	0.0	-0.8	0.0	-0.1	-0.1	-1.0	-0.1	0.1	0.3	-0.4	0.1



GUESTS AND BEDNIGHTS BY PLACE OF RESIDENCE



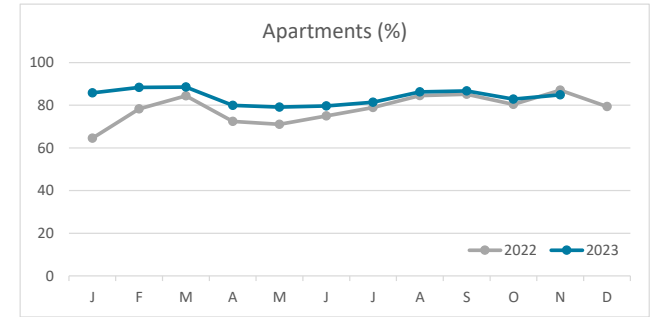
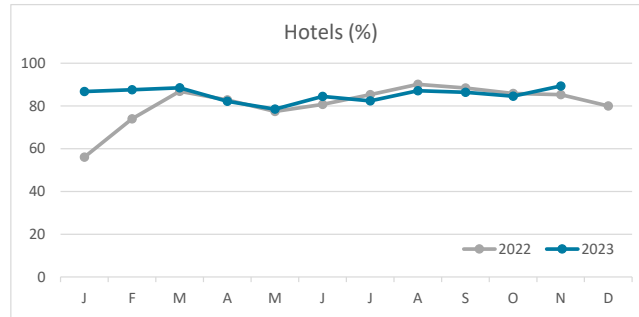
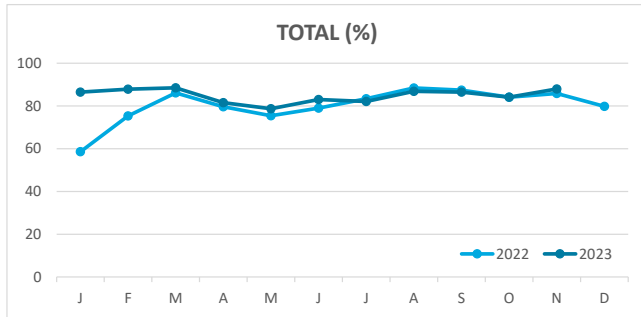
Note: LZ* (Lanzarote), FV* (Fuerteventura), GC* (Gran Canaria), TF* (Tenerife), LG* (La Gomera), LP* (La Palma) and EH* (El Hierro).

Main tourist accommodation indicators

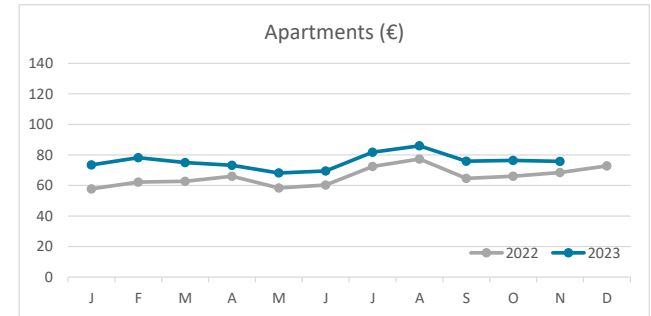
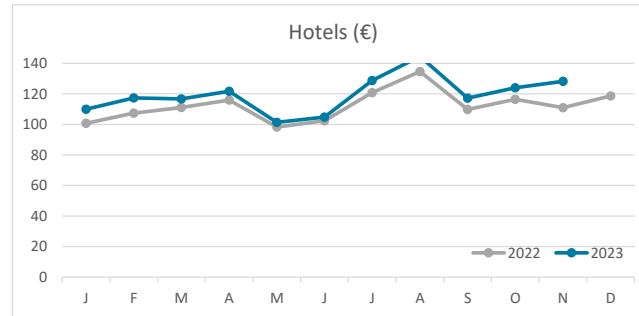
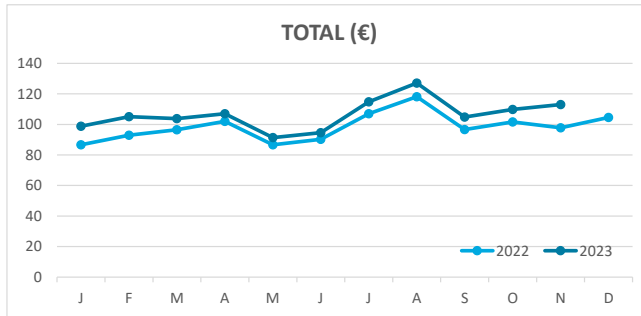
LANZAROTE (January - November 2023)



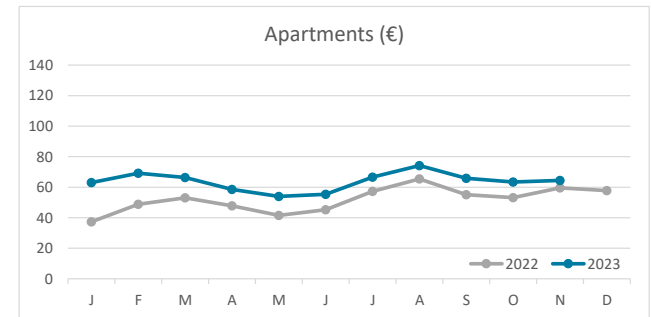
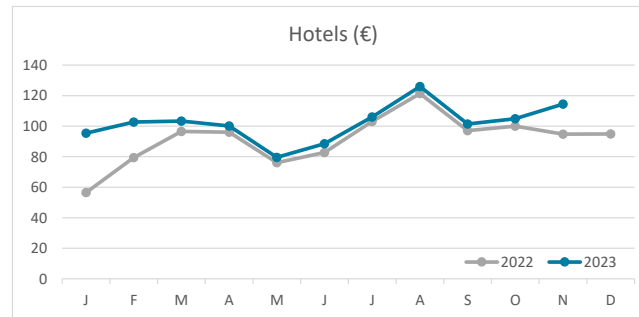
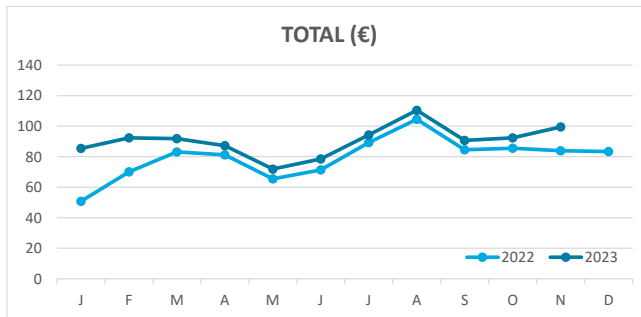
OCCUPANCY RATE PER ROOM / APARTMENT



ADR (Average Daily Rate)



REVPAR (Revenue Per Available Room)



Note: "Guests indicator" refers to number of guests checking in as new arrivals.
 Source: Encuestas de Alojamiento Turístico (ISTAC)