

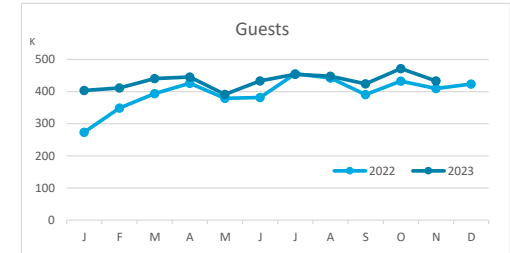
Main tourist accommodation indicators

TENERIFE (January - November 2023)



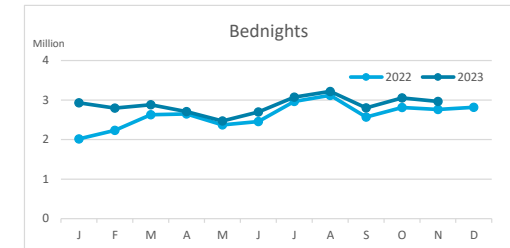
GUESTS BY ACCOMMODATION TYPE (*)

	TOTAL				Hotels				Apartments			
	Abroad	Mainland	Canary Islands	Total	Abroad	Mainland	Canary Islands	Total	Abroad	Mainland	Canary Islands	Total
	Jan - Nov 22	3,386,237	550,203	397,785	4,334,225	2,639,286	490,015	311,312	3,440,613	746,951	60,188	86,473
Jan - Nov 23	3,778,072	572,796	405,755	4,756,623	2,926,099	505,743	321,347	3,753,189	851,973	67,053	84,408	1,003,434
Change	391,835	22,593	7,970	422,398	286,813	15,728	10,035	312,576	105,022	6,865	-2,065	109,822
Change, %	11.6%	4.1%	2.0%	9.7%	10.9%	3.2%	3.2%	9.1%	14.1%	11.4%	-2.4%	12.3%



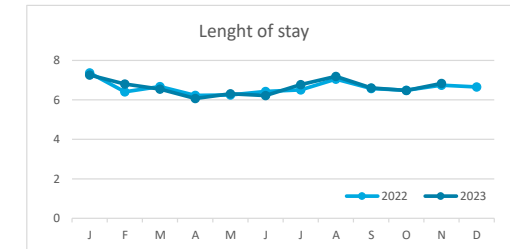
BEDNIGHTS

	TOTAL				Hotels				Apartments			
	Abroad	Mainland	Canary Islands	Total	Abroad	Mainland	Canary Islands	Total	Abroad	Mainland	Canary Islands	Total
	Jan - Nov 22	24,734,925	2,722,841	1,129,251	28,587,017	18,799,356	2,400,057	837,174	22,036,587	5,935,569	322,784	292,077
Jan - Nov 23	27,610,757	2,755,370	1,236,763	31,602,890	20,750,222	2,414,873	914,055	24,079,150	6,860,535	340,497	322,708	7,523,740
Change	2,875,832	32,529	107,512	3,015,873	1,950,866	14,816	76,881	2,042,563	924,966	17,713	30,631	973,310
Change, %	11.6%	1.2%	9.5%	10.5%	10.4%	0.6%	9.2%	9.3%	15.6%	5.5%	10.5%	14.9%

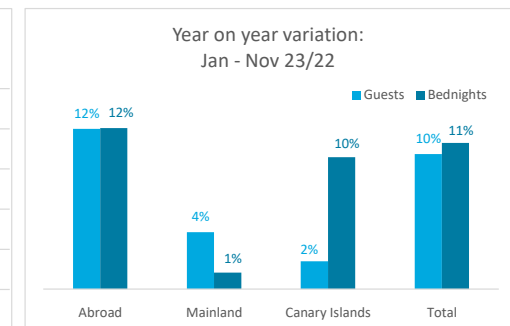
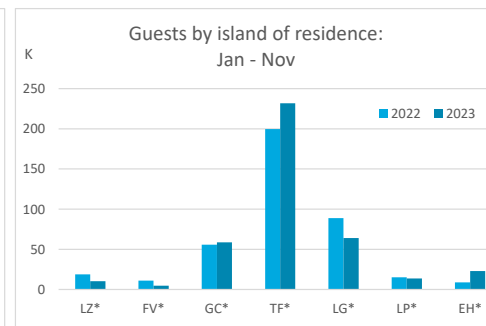
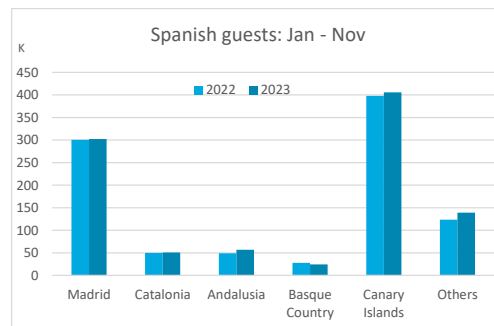
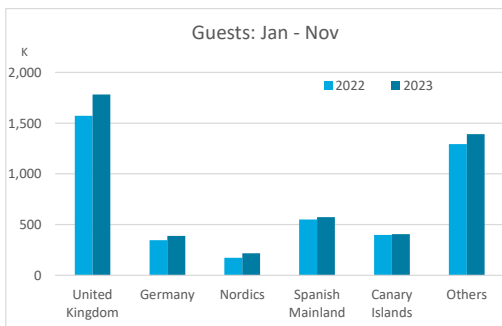


LENGHT OF STAY

	TOTAL				Hotels				Apartments			
	Abroad	Mainland	Canary Islands	Total	Abroad	Mainland	Canary Islands	Total	Abroad	Mainland	Canary Islands	Total
	Jan - Nov 22	7.3	4.9	2.8	6.6	7.1	4.9	2.7	6.4	7.9	5.4	3.4
Jan - Nov 23	7.3	4.8	3.0	6.6	7.1	4.8	2.8	6.4	8.1	5.1	3.8	7.5
Change	0.0	-0.1	0.2	0.0	0.0	-0.1	0.2	0.0	0.1	-0.3	0.4	0.2



GUESTS AND BEDNIGHTS BY PLACE OF RESIDENCE



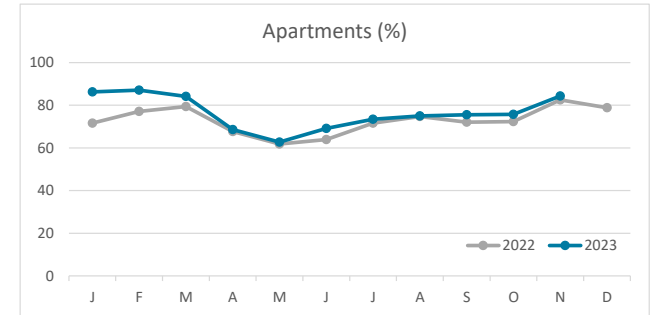
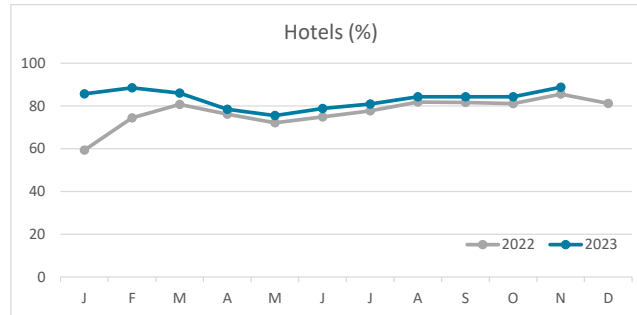
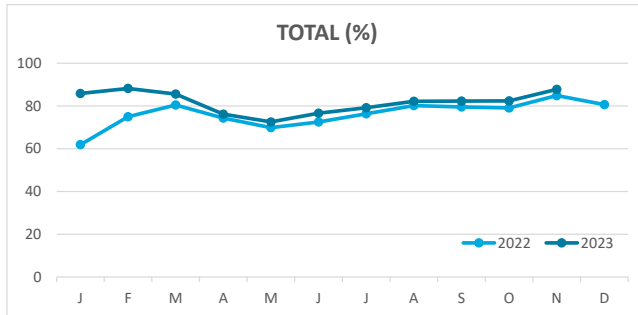
Note: LZ* (Lanzarote), FV* (Fuerteventura), GC* (Gran Canaria), TF* (Tenerife), LG* (La Gomera), LP* (La Palma) and EH* (El Hierro).

Main tourist accommodation indicators

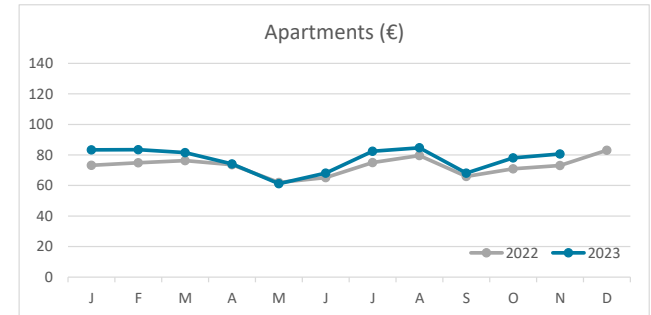
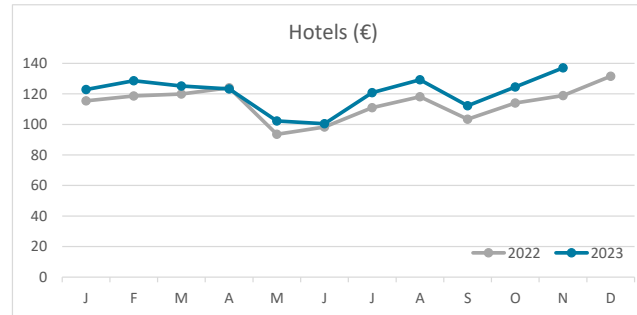
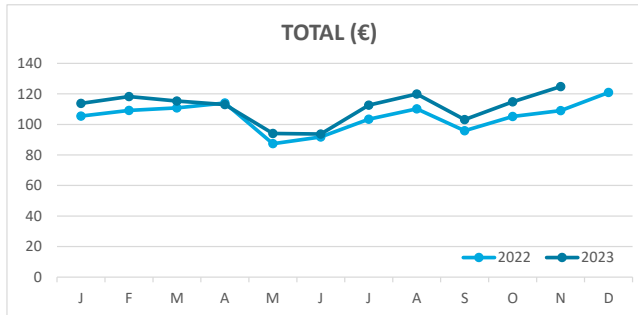
TENERIFE (January - November 2023)



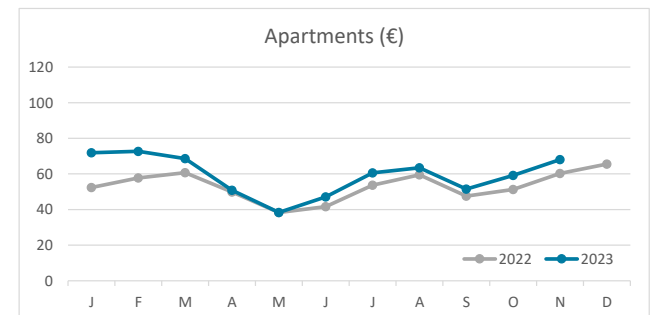
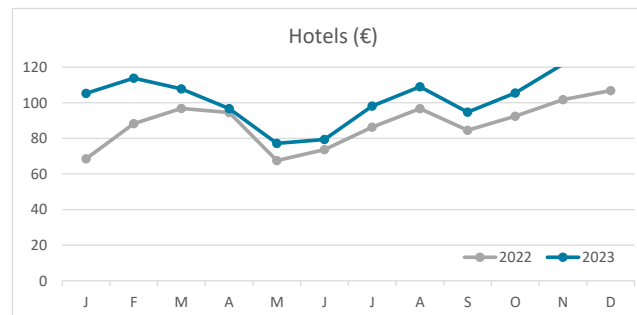
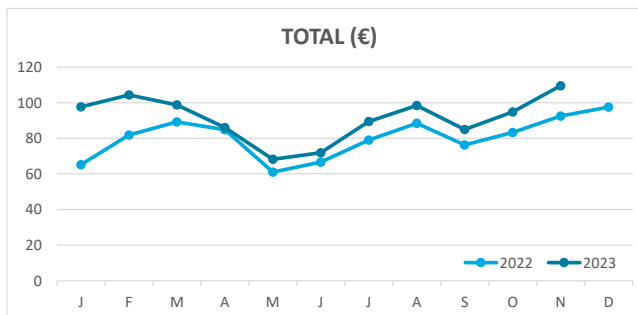
OCCUPANCY RATE PER ROOM / APARTMENT



ADR (Average Daily Rate)



REVPAR (Revenue Per Available Room)



Note: "Guests indicator" refers to number of guests checking in as new arrivals.
 Source: Encuestas de Alojamiento Turístico (ISTAC)