

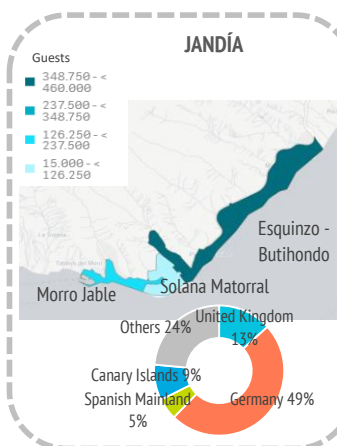
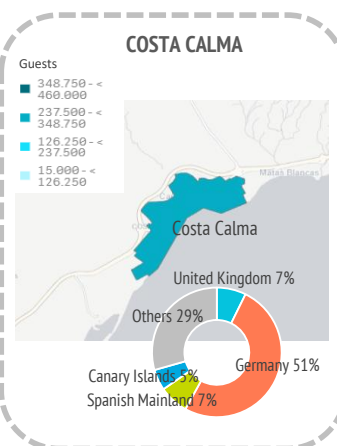
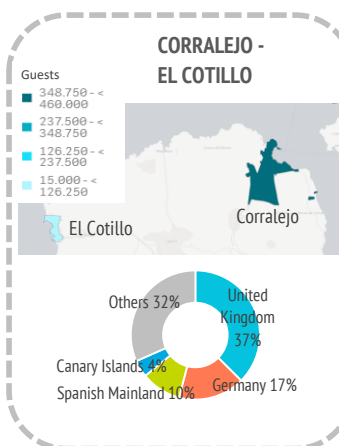
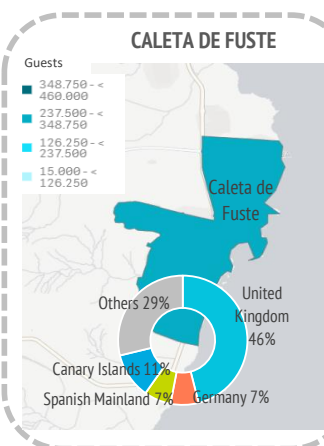
# Tourist accommodation indicators by tourist areas

## Fuerteventura (2022)

### GUESTS IN ACCOMMODATION

Tourist areas	Caleta de Fuste	Corralejo-El Cotillo		Costa Calma	Jandía			Others	Fuerteventura
Description	Caleta de Fuste	Corralejo	El Cotillo	Costa Calma	Morro Jable	Solana Matorral	Esquinzo-Butihondo		
<b>International</b>	258,618	347,097	13,901	271,125	141,283	19,008	392,606	118,139	1,561,777
- United Kingdom	145,586	154,221	3,645	22,641	9,525	2,086	74,137	24,521	436,362
- Germany	22,085	66,351	3,578	157,377	96,625	10,294	208,490	32,893	597,693
- Others	90,947	126,525	6,678	91,107	35,133	6,628	109,979	60,725	527,722
<b>Spain</b>	57,393	55,174	5,070	38,957	29,460	5,806	56,394	14,179	262,433
- Spanish Mainland	21,246	40,111	2,210	22,773	7,831	1,963	24,695	5,569	126,398
- Canary Islands	36,147	15,063	2,860	16,184	21,629	3,843	31,699	8,610	136,035
<b>Total</b>	<b>316,011</b>	<b>402,271</b>	<b>18,971</b>	<b>310,082</b>	<b>170,743</b>	<b>24,814</b>	<b>449,000</b>	<b>132,318</b>	<b>1,824,210</b>

Tourist areas	Caleta de Fuste	Corralejo-El Cotillo		Costa Calma	Jandía			Others	Fuerteventura
Description	Caleta de Fuste	Corralejo	El Cotillo	Costa Calma	Morro Jable	Solana Matorral	Esquinzo-Butihondo		
<b>International</b>	81.8%	86.3%	73.3%	87.4%	82.7%	76.6%	87.4%	89.3%	85.6%
- United Kingdom	46.1%	38.3%	19.2%	7.3%	5.6%	8.4%	16.5%	18.5%	23.9%
- Germany	7.0%	16.5%	18.9%	50.8%	56.6%	41.5%	46.4%	24.9%	32.8%
- Others	28.8%	31.5%	35.2%	29.4%	20.6%	26.7%	24.5%	45.9%	28.9%
<b>Spain</b>	18.2%	13.7%	26.7%	12.6%	17.3%	23.4%	12.6%	10.7%	14.4%
- Spanish Mainland	6.7%	10.0%	11.6%	7.3%	4.6%	7.9%	5.5%	4.2%	6.9%
- Canary Islands	11.4%	3.7%	15.1%	5.2%	12.7%	15.5%	7.1%	6.5%	7.5%
<b>Total</b>	<b>100%</b>	<b>100%</b>	<b>100%</b>	<b>100%</b>	<b>100%</b>	<b>100%</b>	<b>100%</b>	<b>100%</b>	<b>100%</b>



### Other indicators

Tourist areas	Caleta de Fuste	Corralejo-El Cotillo		Costa Calma	Jandía			Others	Fuerteventura
Description	Caleta de Fuste	Corralejo	El Cotillo	Costa Calma	Morro Jable	Solana Matorral	Esquinzo-Butihondo		
<b>Bednights</b>									
<b>International</b>	1,924,949	2,680,035	93,843	2,202,935	1,306,668	156,101	3,286,516	903,074	12,554,121
- United Kingdom	1,107,702	1,221,687	27,023	157,616	74,394	13,421	568,128	180,004	3,349,975
- Germany	160,039	567,425	27,667	1,394,680	995,088	94,906	1,908,624	290,941	5,439,370
- Others	657,208	890,923	39,153	650,639	237,186	47,774	809,764	432,129	3,764,776
<b>Spain</b>	238,009	248,940	21,378	182,015	142,197	24,206	280,899	70,311	1,207,955
- Spanish Mainland	101,508	183,900	10,179	122,603	42,417	8,754	142,913	35,470	647,744
- Canary Islands	136,501	65,040	11,199	59,412	99,780	15,452	137,986	34,841	560,211
<b>Total</b>	<b>2,162,958</b>	<b>2,928,975</b>	<b>115,221</b>	<b>2,384,950</b>	<b>1,448,865</b>	<b>180,307</b>	<b>3,567,415</b>	<b>973,385</b>	<b>13,762,076</b>
<b>Length of stay</b>									
<b>International</b>	7.4	7.7	6.8	8.1	9.2	8.2	8.4	7.6	8.0
- United Kingdom	7.6	7.9	7.4	7.0	7.8	6.4	7.7	7.3	7.7
- Germany	7.2	8.6	7.7	8.9	10.3	9.2	9.2	8.8	9.1
<b>Spain</b>	4.1	4.5	4.2	4.7	4.8	4.2	5.0	5.0	4.6
- Spanish Mainland	4.8	4.6	4.6	5.4	5.4	4.5	5.8	6.4	5.1
- Canary Islands	3.8	4.3	3.9	3.7	4.6	4.0	4.4	4.0	4.1
<b>Accommodation establishments</b>	22	27	6	20	20	3	16	13	126
<b>Bed-spaces</b>	10,247	11,515	415	10,249	6,437	1,744	13,184	4,040	57,831
<b>ADR (€)</b>	75.75	89.13	57.64	83.04	103.15	94.95	114.56	84.79	93.35
<b>RevPar (€)</b>	50.22	69.40	43.13	59.29	75.40	43.22	83.34	59.34	66.81
<b>Total revenue (€ million)</b>	76.67	119.17	3.20	104.01	78.67	9.86	185.76	36.78	614.11
<b>Bed-space occupancy rate (%)</b>	57.81	69.67	76.05	63.70	61.67	28.32	74.11	66.02	65.18
<b>Occupancy rate per room/apt. (%)</b>	66.29	77.87	74.83	71.39	73.10	45.52	72.75	70.00	71.57
<b>Tourist population<sup>(1)</sup></b>	5,926	8,025	316	6,534	3,969	494	9,774	2,667	37,704
<b>Employment</b>	1,337	1,954	70	1,544	1,170	105	2,732	671	9,584

Source: Encuestas de Alojamiento Turístico (ISTAC).

<sup>(1)</sup> Equivalent tourist population is obtained by dividing the total number of bednights during the reference period by 365 days (366 in case of leap year).