

Tourist accommodation indicators by tourist areas

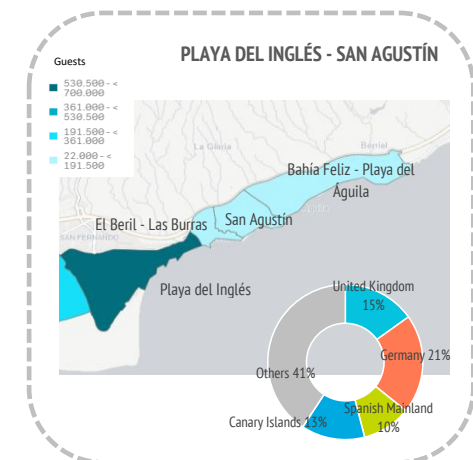
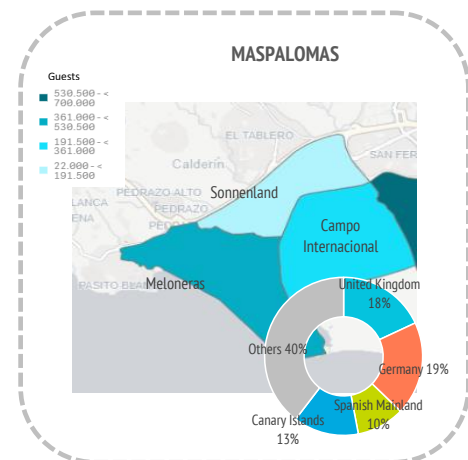
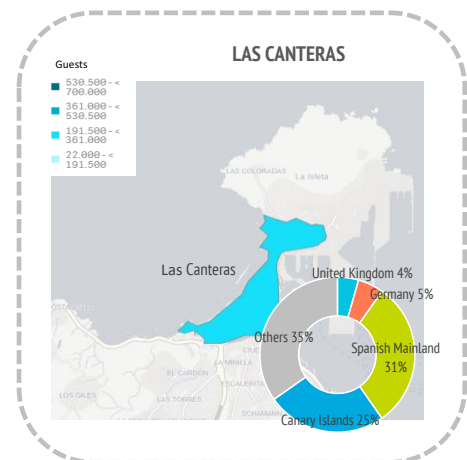
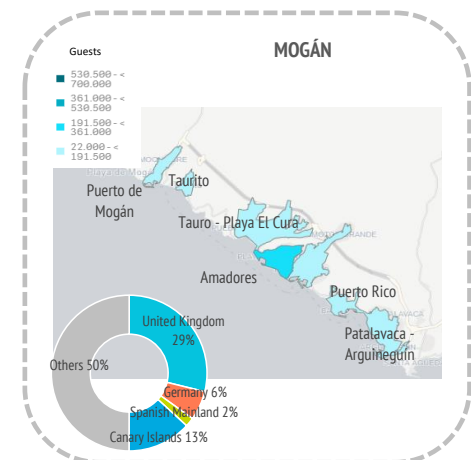
Gran Canaria (2022)



Guests in accommodation

Tourist areas	Mogán turístico						Las Canteras	Maspalomas			Playa del Inglés-San Agustín			Others	Gran Canaria	
	Puerto de Mogán	Taurito	Tauro-Playa el Cura	Amadores	Puerto Rico	Patalavaca-Arguineguín	Las Canteras	Meloneras	Sonnenland	Campo Internacional	Playa del Inglés	El Beril-Las Burras	San Agustín	Bahía Feliz-Playa del Águila		
International	72,554	99,659	41,653	209,098	134,234	123,536	135,306	324,440	69,484	198,212	791,193	24,604	111,422	24,768	79,659	2,439,822
- United Kingdom	30,201	44,920	7,896	75,596	51,166	21,424	13,374	58,584	26,772	53,825	157,949	2,365	22,241	5,628	15,445	587,386
- Germany	7,078	10,158	2,829	17,885	1,468	9,407	16,351	99,584	5,971	42,113	209,482	8,787	34,837	3,751	12,856	482,557
- Others	35,275	44,581	30,928	115,617	81,600	92,705	105,581	166,272	36,741	102,274	423,762	13,452	54,344	15,389	51,358	1,369,879
Spain	27,672	19,581	2,059	32,923	27,477	11,534	168,509	73,658	35,048	69,911	233,100	6,246	41,748	10,938	116,310	876,714
- Spanish Mainland	1,286	4,264	1,225	2,406	1,502	4,522	92,684	48,063	5,859	21,572	94,132	1,621	29,253	2,096	56,477	366,962
- Canary Islands	26,386	15,317	834	30,517	25,975	7,012	75,825	25,595	29,189	48,339	138,968	4,625	12,495	8,842	59,833	509,752
Total	100,226	119,240	43,712	242,021	161,711	135,070	303,815	398,098	104,532	268,123	1,024,293	30,850	153,170	35,706	195,969	3,316,536

Tourist areas	Mogán turístico						Las Canteras	Maspalomas			Playa del Inglés-San Agustín			Others	Gran Canaria	
	Puerto de Mogán	Taurito	Tauro-Playa el Cura	Amadores	Puerto Rico	Patalavaca-Arguineguín	Las Canteras	Meloneras	Sonnenland	Campo Internacional	Playa del Inglés	El Beril-Las Burras	San Agustín	Bahía Feliz-Playa del Águila		
International	72.4%	83.6%	95.3%	86.4%	83.0%	91.5%	44.5%	81.5%	66.5%	73.9%	77.2%	79.8%	72.7%	69.4%	40.6%	73.6%
- United Kingdom	30.1%	37.7%	18.1%	31.2%	31.6%	15.9%	4.4%	14.7%	25.6%	20.1%	15.4%	7.7%	14.5%	15.8%	7.9%	17.7%
- Germany	7.1%	8.5%	6.5%	7.4%	0.9%	7.0%	5.4%	25.0%	5.7%	15.7%	20.5%	28.5%	22.7%	10.5%	6.6%	14.6%
- Others	35.2%	37.4%	70.8%	47.8%	50.5%	68.6%	34.8%	41.8%	35.1%	38.1%	41.4%	43.6%	35.5%	43.1%	26.2%	41.3%
Spain	27.6%	16.4%	4.7%	13.6%	17.0%	8.5%	55.5%	18.5%	33.5%	26.1%	22.8%	20.2%	27.3%	30.6%	59.4%	26.4%
- Spanish Mainland	1.3%	3.6%	2.8%	1.0%	0.9%	3.3%	30.5%	12.1%	5.6%	8.0%	9.2%	5.3%	19.1%	5.9%	28.8%	11.1%
- Canary Islands	26.3%	12.8%	1.9%	12.6%	16.1%	5.2%	25.0%	6.4%	27.9%	18.0%	13.6%	15.0%	8.2%	24.8%	30.5%	15.4%
Total	100%	100%	100%	100%	100%	100%	100%	100%	100%	100%	100%	100%	100%	100%	100%	100%



Tourist accommodation indicators by tourist areas

Gran Canaria (2022)

Other indicators

Tourist areas		Mogán turístico					Las Canteras	Maspalomas			Playa del Inglés-San Agustín				Others	Gran Canaria
Description	Puerto de Mogán	Taurito	Tauro-Playa el Cura	Amadores	Puerto Rico	Patalavaca-Arguineguín	Las Canteras	Meloneras	Sonnenland	Campo Internacional	Playa del Inglés	El Beril-Las Burras	San Agustín	Bahía Feliz-Playa del Águila		
Bednights																
International	551,814	785,647	326,985	1,638,987	1,220,833	1,306,297	610,626	2,570,756	571,690	1,680,523	6,953,223	219,849	856,368	180,755	296,567	19,770,920
- United Kingdom	238,696	352,154	60,052	547,749	441,098	238,065	57,508	439,940	214,820	438,084	1,217,054	19,578	166,309	38,868	68,526	4,538,501
- Germany	62,736	87,055	24,407	137,423	12,549	111,026	92,313	887,140	63,721	413,084	2,188,229	80,314	293,079	31,384	56,284	4,540,744
- Others	250,382	346,438	242,526	953,815	767,186	957,206	460,805	1,243,676	293,149	829,355	3,547,940	119,957	396,980	110,503	171,757	10,691,675
Spain	105,254	80,017	8,067	122,458	125,840	65,817	539,583	314,886	154,546	299,981	1,082,121	36,023	150,944	43,919	257,577	3,387,033
- Spanish Mainland	7,035	25,004	5,164	16,556	8,378	30,783	336,599	232,623	34,389	96,810	522,243	9,810	111,337	11,243	146,222	1,594,196
- Canary Islands	98,219	55,013	2,903	105,902	117,462	35,034	202,984	82,263	120,157	203,171	559,878	26,213	39,607	32,676	111,355	1,792,837
Total	657,068	865,664	335,052	1,761,445	1,346,673	1,372,114	1,150,209	2,885,642	726,236	1,980,504	8,035,344	255,872	1,007,312	224,674	554,144	23,157,953
Length of stay																
International	7.6	7.9	7.9	7.8	9.1	10.6	4.5	7.9	8.2	8.5	8.8	8.9	7.7	7.3	3.7	8.1
- United Kingdom	7.9	7.8	7.6	7.2	8.6	11.1	4.3	7.5	8.0	8.1	7.7	8.3	7.5	6.9	4.4	7.7
- Germany	8.9	8.6	8.6	7.7	8.5	11.8	5.6	8.9	10.7	9.8	10.4	9.1	8.4	8.4	4.4	9.4
Spain	3.8	4.1	3.9	3.7	4.6	5.7	3.2	4.3	4.4	4.3	4.6	5.8	3.6	4.0	2.2	3.9
- Spanish Mainland	5.5	5.9	4.2	6.9	5.6	6.8	3.6	4.8	5.9	4.5	5.5	6.1	3.8	5.4	2.6	4.3
- Canary Islands	3.7	3.6	3.5	3.5	4.5	5.0	2.7	3.2	4.1	4.2	4.0	5.7	3.2	3.7	1.9	3.5
Accommodation establishments																
Accommodation establishments	5	6	6	20	31	12	45	13	11	26	151	8	12	4	22	371
Bed-spaces	2,623	2,779	1,537	6,853	5,711	5,039	5,810	10,317	3,888	7,737	34,674	1,045	4,285	1,090	3,497	96,885
ADR (€)	138.3	114.0	81.4	82.0	76.7	100.0	71.9	194.9	77.4	96.7	95.7	145.3	134.2	45.2	101.2	108.2
RevPar (€)	94.7	93.5	56.4	68.0	56.4	78.3	50.7	153.4	54.2	76.9	70.1	111.3	100.7	29.9	60.8	80.7
Total revenue (€ million)	39.0	45.1	10.7	69.7	46.5	50.9	51.9	282.5	26.3	86.8	375.7	18.0	65.9	4.7	36.3	1,210
Bed-space occupancy rate (%)	68.6	85.3	59.7	70.4	64.6	74.6	54.2	76.6	51.1	70.1	63.5	67.1	64.4	56.5	43.4	65.5
Occupancy rate (room/apt. (%))	68.5	82.0	69.4	82.9	73.6	78.3	70.5	78.7	70.1	79.5	73.2	76.6	75.1	66.3	60.0	74.6
Tourist population ⁽¹⁾	1,800	2,372	918	4,826	3,690	3,759	3,151	7,906	1,990	5,426	22,015	701	2,760	616	1,518	63,446
Employment	509	579	245	934	521	795	696	2,942	388	1,260	4,892	152	733	137	735	15,519

Source: Encuestas de Alojamiento Turístico (ISTAC).

(1) Equivalent tourist population is obtained by dividing the total number of bednights during the reference period by 365 days (366 in case of leap year).