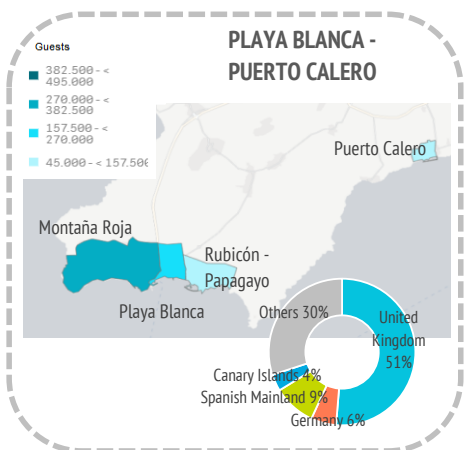
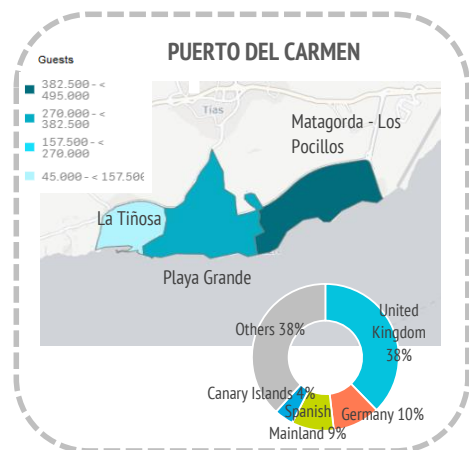
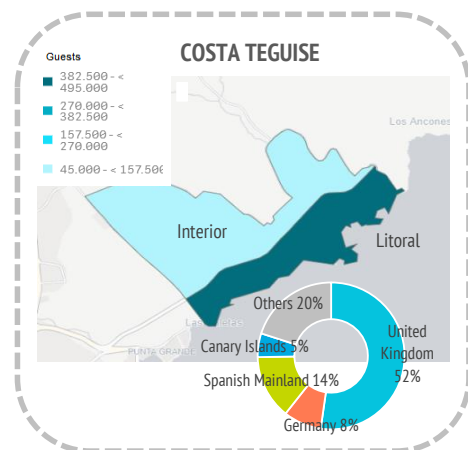


Guests in accommodation

Tourist areas	Costa Teguisse		Puerto del Carmen			Playa Blanca - Puerto Calero				Others	Lanzarote	
	Interior	Litoral	La Tiñosa	Playa Grande	Matagorda-Los Pocillos	Montaña Roja	Playa Blanca	Rubicon-Papagayo	Puerto Calero			
Description												
International	44,113	367,505	60,682	283,549	407,524	314,531	163,423	103,381	43,746	92,410	1,880,864	
- United Kingdom	24,453	242,240	28,167	136,415	163,762	196,500	85,673	63,979	28,271	23,021	992,481	
- Germany	2,828	39,903	4,944	16,287	69,274	22,527	8,074	7,399	4,903	8,938	185,077	
- Others	16,832	85,362	27,571	130,847	174,488	95,504	69,676	32,003	10,572	60,451	703,306	
Spain	26,077	72,458	11,799	34,666	71,682	42,937	29,065	29,984	4,555	47,497	370,720	
- Spanish Mainland	16,565	55,307	9,818	18,094	53,106	25,000	26,665	27,217	3,228	21,796	256,796	
- Canary Islands	9,512	17,151	1,981	16,572	18,576	17,937	2,400	2,767	1,327	25,701	113,924	
Total	70,190	439,963	72,481	318,215	479,206	357,468	192,488	133,365	48,301	139,907	2,251,584	

Tourist areas	Costa Teguisse		Puerto del Carmen			Playa Blanca - Puerto Calero				Others	Lanzarote	
	Interior	Litoral	La Tiñosa	Playa Grande	Matagorda-Los Pocillos	Montaña Roja	Playa Blanca	Rubicon-Papagayo	Puerto Calero			
Description												
International	62.8%	83.5%	83.7%	89.1%	85.0%	88.0%	84.9%	77.5%	90.6%	66.1%	83.5%	
- United Kingdom	34.8%	55.1%	38.9%	42.9%	34.2%	55.0%	44.5%	48.0%	58.5%	16.5%	44.1%	
- Germany	4.0%	9.1%	6.8%	5.1%	14.5%	6.3%	4.2%	5.5%	10.2%	6.4%	8.2%	
- Others	24.0%	19.4%	38.0%	41.1%	36.4%	26.7%	36.2%	24.0%	21.9%	43.2%	31.2%	
Spain	37.2%	16.5%	16.3%	10.9%	15.0%	12.0%	15.1%	22.5%	9.4%	33.9%	16.5%	
- Spanish Mainland	23.6%	12.6%	13.5%	5.7%	11.1%	7.0%	13.9%	20.4%	6.7%	15.6%	11.4%	
- Canary Islands	13.6%	3.9%	2.7%	5.2%	3.9%	5.0%	1.2%	2.1%	2.7%	18.4%	5.1%	
Total	100%	100%	100%	100%	100%	100%	100%	100%	100%	100%	100%	



Other indicators

Tourist areas	Costa Teguisse		Puerto del Carmen			Playa Blanca - Puerto Calero				Others	Lanzarote	
	Interior	Litoral	La Tiñosa	Playa Grande	Matagorda-Los Pocillos	Montaña Roja	Playa Blanca	Rubicon-Papagayo	Puerto Calero			
Description												
Bednights												
International	321,767	2,833,990	447,188	2,442,390	3,313,347	2,573,670	1,183,712	823,352	312,275	600,280	14,851,971	
- United Kingdom	184,059	1,870,283	200,876	1,183,693	1,210,572	1,531,808	629,366	510,567	201,451	153,815	7,676,490	
- Germany	24,181	392,655	48,827	173,651	666,280	253,743	69,353	75,249	42,819	64,621	1,811,379	
- Others	113,527	571,052	197,485	1,085,046	1,436,495	788,119	484,993	237,536	68,005	381,844	5,364,102	
Spain	146,756	386,408	60,123	182,682	413,850	250,715	160,390	186,174	16,074	137,023	1,940,195	
- Spanish Mainland	107,083	283,652	50,436	99,543	330,446	146,649	154,021	174,173	13,374	64,984	1,424,361	
- Canary Islands	39,673	102,756	9,687	83,139	83,404	104,066	6,369	12,001	2,700	72,039	515,834	
Total	468,523	3,220,398	507,311	2,625,072	3,727,197	2,824,385	1,344,102	1,009,526	328,349	737,303	16,792,166	
Length of stay												
International	7.3	7.7	7.4	8.6	8.1	8.2	7.2	8.0	7.1	6.5	7.9	
- United Kingdom	7.5	7.7	7.1	8.7	7.4	7.8	7.3	8.0	7.1	6.7	7.7	
- Germany	8.6	9.8	9.9	10.7	9.6	11.3	8.6	10.2	8.7	7.2	9.8	
Spain	5.6	5.3	5.1	5.3	5.8	5.8	5.5	6.2	3.5	2.9	5.2	
- Spanish Mainland	6.5	5.1	5.1	5.5	6.2	5.9	5.8	6.4	4.1	3.0	5.5	
- Canary Islands	4.2	6.0	4.9	5.0	4.5	5.8	2.7	4.3	2.0	2.8	4.5	
Accommodation establishments	5	26	11	62	30	19	9	7	2	15	186	
Bed-spaces	1,876	11,721	1,901	10,061	12,960	10,080	5,057	3,598	1,402	3,355	62,011	
ADR (€)	45.86	89.83	87.86	77.66	101.02	100.83	135.88	119.92	155.58	111.63	99.10	
RevPar (€)	35.42	69.18	71.20	62.04	84.93	82.70	111.92	97.28	111.73	84.48	79.63	
Total revenue (€ million)	10.5	126.1	21.6	89.7	164.8	115.5	88.9	54.2	28.0	36.2	735.4	
Bed-space occupancy rate (%)	68.42	75.25	73.09	71.48	78.79	76.73	72.81	76.87	64.17	60.20	74.18	
Occupancy rate per room/apt. (%)	77.24	77.02	81.04	79.88	84.07	82.01	82.37	81.13	71.82	75.68	80.35	
Tourist population ⁽¹⁾	1,284	8,823	1,390	7,192	10,211	7,738	3,682	2,766	900	2,020	46,006	
Employment	289	1,764	307	1,072	1,754	1,741	1,043	723	345	686	9,724	

Source: Encuestas de Alojamiento Turístico (ISTAC).

(1) Equivalent tourist population is obtained by dividing the total number of bednights during the reference period by 365 days (366 in case of leap year).