


# Tourist accommodation indicators by tourist areas

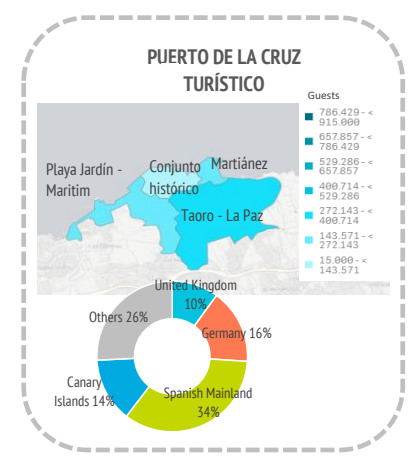
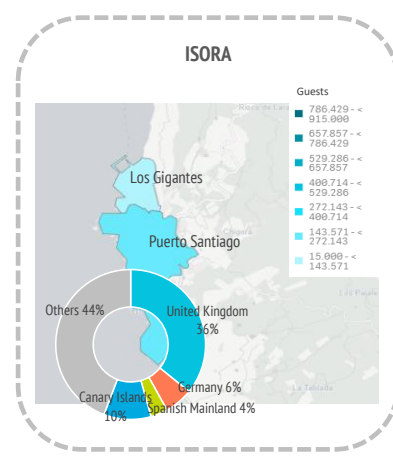
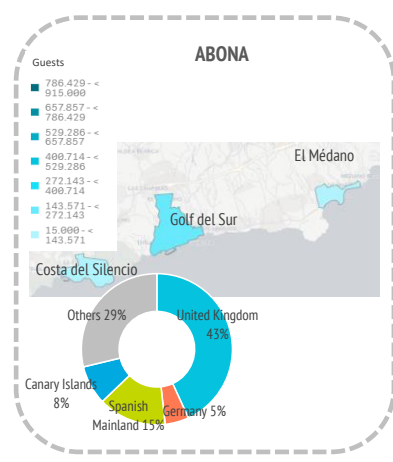
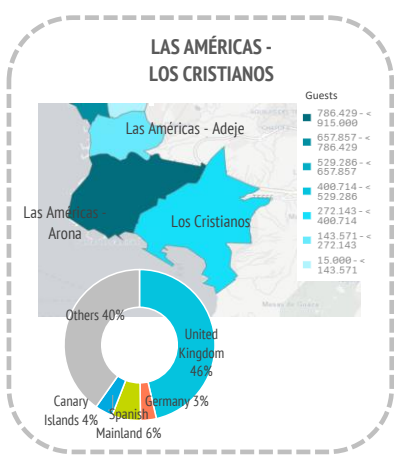
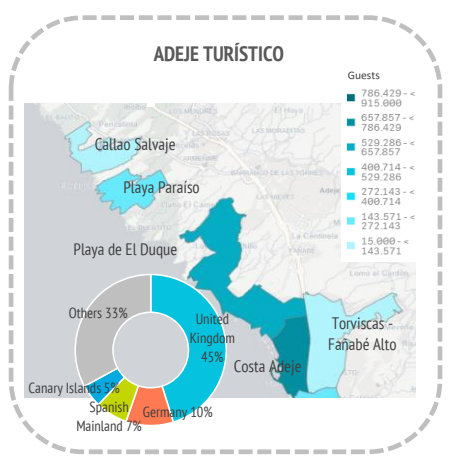
## Tenerife (2022)



### GUESTS IN ACCOMMODATION

Tourist areas	Adeje turístico					Las Américas - Los Cristianos			Abona			Isora		Puerto de la Cruz turístico			Others	Tenerife	
	Callao Salvaje	Playa Paraiso	Playa de El Duque	Costa Adeje	Torviscas-Fañabé Alto	Las Américas-Adeje	Las Américas-Arona	Los Cristianos	Costa del Silencio	El Médano	Golf del Sur	Los Gigantes	Puerto Santiago	Playa Jardín-Maritim	Conjunto histórico	Taoro-La Paz	Martiáñez		
International	38,737	184,654	466,241	624,461	80,490	142,247	819,076	284,087	14,590	24,149	150,062	40,573	214,663	74,828	48,214	184,651	65,435	283,744	<b>3,740,902</b>
- United Kingdom	17,231	88,434	234,687	325,568	47,871	65,815	413,185	163,024	5,340	9,701	90,771	20,493	85,582	8,000	5,974	43,277	14,804	82,696	1,722,453
- Germany	2,528	27,722	58,852	68,391	2,783	8,541	26,712	11,484	592	5,044	6,848	2,791	15,425	29,392	12,299	50,273	23,490	32,542	385,709
- Others	18,978	68,498	172,702	230,502	29,836	67,891	379,179	109,579	8,658	9,404	52,443	17,289	113,656	37,436	29,941	91,101	27,141	168,506	1,632,740
Spain	6,104	33,094	68,920	60,230	17,325	18,931	81,996	37,026	3,823	3,924	48,597	3,045	38,055	87,026	48,236	127,443	83,716	249,290	<b>1,016,781</b>
- Spanish Mainland	3,234	17,548	48,325	28,119	11,452	11,474	55,479	17,993	1,512	2,018	32,250	1,602	9,280	64,310	26,332	79,311	77,154	106,180	593,573
- Canary Islands	2,870	15,546	20,595	32,111	5,873	7,457	26,517	19,033	2,311	1,906	16,347	1,443	28,775	22,716	21,904	48,132	6,562	143,110	423,208
<b>Total</b>	<b>44,841</b>	<b>217,748</b>	<b>535,161</b>	<b>684,691</b>	<b>97,815</b>	<b>161,178</b>	<b>901,072</b>	<b>321,113</b>	<b>18,413</b>	<b>28,073</b>	<b>198,659</b>	<b>43,618</b>	<b>252,718</b>	<b>161,854</b>	<b>96,450</b>	<b>312,094</b>	<b>149,151</b>	<b>533,034</b>	<b>4,757,683</b>

Tourist areas	Adeje turístico					Las Américas - Los Cristianos			Abona			Isora		Puerto de la Cruz turístico			Others	Tenerife	
	Callao Salvaje	Playa Paraiso	Playa de El Duque	Costa Adeje	Torviscas-Fañabé Alto	Las Américas-Adeje	Las Américas-Arona	Los Cristianos	Costa del Silencio	El Médano	Golf del Sur	Los Gigantes	Puerto Santiago	Playa Jardín-Maritim	Conjunto histórico	Taoro-La Paz	Martiáñez		
International	86.4%	84.8%	87.1%	91.2%	82.3%	88.3%	90.9%	88.5%	79.2%	86.0%	75.5%	93.0%	84.9%	46.2%	50.0%	59.2%	43.9%	53.2%	<b>78.6%</b>
- United Kingdom	38.4%	40.6%	43.9%	47.5%	48.9%	40.8%	45.9%	50.8%	29.0%	34.6%	45.7%	47.0%	33.9%	4.9%	6.2%	13.9%	9.9%	15.5%	36.2%
- Germany	5.6%	12.7%	11.0%	10.0%	2.8%	5.3%	3.0%	3.6%	3.2%	18.0%	3.4%	6.4%	6.1%	18.2%	12.8%	16.1%	15.7%	6.1%	8.1%
- Others	42.3%	31.5%	32.3%	33.7%	30.5%	42.1%	42.1%	34.1%	47.0%	33.5%	26.4%	39.6%	45.0%	23.1%	31.0%	29.2%	18.2%	31.6%	34.3%
Spain	13.6%	15.2%	12.9%	8.8%	17.7%	11.7%	9.1%	11.5%	20.8%	14.0%	24.5%	7.0%	15.1%	53.8%	50.0%	40.8%	56.1%	46.8%	<b>21.4%</b>
- Spanish Mainland	7.2%	8.1%	9.0%	4.1%	11.7%	7.1%	6.2%	5.6%	8.2%	7.2%	16.2%	3.7%	3.7%	39.7%	27.3%	25.4%	51.7%	19.9%	12.5%
- Canary Islands	6.4%	7.1%	3.8%	4.7%	6.0%	4.6%	2.9%	5.9%	12.6%	6.8%	8.2%	3.3%	11.4%	14.0%	22.7%	15.4%	4.4%	26.8%	8.9%
<b>Total</b>	<b>100%</b>	<b>100%</b>	<b>100%</b>	<b>100%</b>	<b>100%</b>	<b>100%</b>	<b>100%</b>	<b>100%</b>	<b>100%</b>	<b>100%</b>	<b>100%</b>	<b>100%</b>	<b>100%</b>	<b>100%</b>	<b>100%</b>	<b>100%</b>	<b>100%</b>	<b>100%</b>	<b>100%</b>



# Tourist accommodation indicators by tourist areas

## Tenerife (2022)



### Other indicators

Tourist areas		Adeje turístico					Las Américas - Los Cristianos			Abona			Isora		Puerto de la Cruz turístico				Others	Tenerife
Description	Callao Salvaje	Playa Paraíso	Playa de El Duque	Costa Adeje	Torviscas-Fañabé Alto	Las Américas-Adeje	Las Américas-Arona	Los Cristianos	Costa del Silencio	El Médano	Golf del Sur	Los Gigantes	Puerto Santiago	Playa Jardín-Maritim	Conjunto histórico	Taoro-La Paz	Martínez			
<b>Bednights</b>																				
International	300,086	1,228,849	3,495,905	4,937,006	604,619	1,030,471	6,110,320	2,129,189	106,958	127,337	1,093,823	304,765	1,534,595	596,065	290,383	1,392,727	453,888	1,514,683	27,251,669	
- United Kingdom	130,717	583,821	1,702,573	2,592,036	351,662	450,659	3,017,123	1,203,363	34,782	63,575	673,595	167,560	641,286	59,732	32,911	305,350	108,423	538,449	12,657,617	
- Germany	23,289	208,885	467,509	615,819	25,956	75,930	218,446	87,779	4,265	27,543	44,915	20,215	123,741	277,269	109,245	481,691	165,634	191,125	3,169,256	
- Others	146,080	436,143	1,325,823	1,729,151	227,001	503,882	2,874,751	838,047	67,911	36,219	375,313	116,990	769,568	259,064	148,227	605,686	179,831	785,109	11,424,796	
Spain	31,116	113,688	334,083	250,856	89,234	97,994	358,773	136,630	15,349	13,128	220,441	11,111	130,716	433,701	177,483	598,886	461,833	679,246	4,154,268	
- Spanish Mainland	20,993	75,144	259,485	143,817	63,130	73,679	281,711	69,579	5,199	9,491	144,984	7,861	49,052	378,672	123,150	472,815	441,579	319,259	2,939,600	
- Canary Islands	10,123	38,544	74,598	107,039	26,104	24,315	77,062	67,051	10,150	3,637	75,457	3,250	81,664	55,029	54,333	126,071	20,254	359,987	1,214,668	
<b>Total</b>	<b>331,202</b>	<b>1,342,537</b>	<b>3,829,988</b>	<b>5,187,862</b>	<b>693,853</b>	<b>1,128,465</b>	<b>6,469,093</b>	<b>2,265,819</b>	<b>122,307</b>	<b>140,465</b>	<b>1,314,264</b>	<b>315,876</b>	<b>1,665,311</b>	<b>1,029,766</b>	<b>467,866</b>	<b>1,991,613</b>	<b>915,721</b>	<b>2,193,929</b>	<b>31,405,937</b>	
<b>Length of stay</b>																				
International	7.7	6.7	7.5	7.9	7.5	7.2	7.5	7.5	7.3	5.3	7.3	7.5	7.1	8.0	6.0	7.5	6.9	5.3	7.3	
- United Kingdom	7.6	6.6	7.3	8.0	7.3	6.8	7.3	7.4	6.5	6.6	7.4	8.2	7.5	7.5	5.5	7.1	7.3	6.5	7.3	
- Germany	9.2	7.5	7.9	9.0	9.3	8.9	8.2	7.6	7.2	5.5	6.6	7.2	8.0	9.4	8.9	9.6	7.1	5.9	8.2	
Spain	5.1	3.4	4.8	4.2	5.2	5.2	4.4	3.7	4.0	3.3	4.5	3.6	3.4	5.0	3.7	4.7	5.5	2.7	4.1	
- Spanish Mainland	6.5	4.3	5.4	5.1	5.5	6.4	5.1	3.9	3.4	4.7	4.5	4.9	5.3	5.9	4.7	6.0	5.7	3.0	5.0	
- Canary Islands	3.5	2.5	3.6	3.3	4.4	3.3	2.9	3.5	4.4	1.9	4.6	2.3	2.8	2.4	2.5	2.6	3.1	2.5	2.9	
<b>Accommodation establishments</b>	6	5	22	33	9	8	45	28	3	4	10	5	11	13	16	23	8	45	293	
<b>Bed-spaces</b>	1,457	4,143	12,702	17,889	3,139	4,055	25,524	11,189	1,471	661	4,481	1,177	6,146	4,423	2,161	8,472	3,611	10,996	123,696	
<b>ADR (€)</b>	75.1	161.1	175.7	108.9	71.8	95.1	96.0	86.6	88.6	80.2	128.2	96.0	111.4	55.3	39.9	65.5	60.4	108.9	105.6	
<b>RevPar (€)</b>	55.2	135.0	144.6	90.8	54.2	80.8	76.5	62.6	29.7	57.9	97.0	77.4	80.6	36.4	27.2	47.0	45.8	69.6	80.58	
<b>Total revenue (€ million)</b>	10.8	96.4	309.0	251.8	20.7	49.9	287.5	88.1	5.2	6.9	58.4	14.1	78.1	28.4	10.9	68.4	30.9	113.2	1,529	
<b>Bed-space occupancy rate (%)</b>	62.2	88.8	82.6	79.4	60.5	76.2	69.4	55.5	22.8	58.2	80.3	73.5	74.2	63.8	59.3	64.4	69.5	54.7	69.55	
<b>Occupancy rate per room/apt. (%)</b>	73.5	83.8	82.3	83.4	75.4	85.0	79.7	72.4	33.6	72.3	75.6	80.7	72.4	65.9	68.3	71.7	75.7	64.0	76.28	
<b>Tourist population <sup>(1)</sup></b>	907	3,678	10,493	14,213	1,901	3,092	17,724	6,208	335	385	3,601	865	4,562	2,821	1,282	5,456	2,509	6,011	86,044	
<b>Employment</b>	200	1,324	4,314	3,094	347	577	3,403	1,108	141	108	995	221	1,059	619	253	1,298	717	2,109	21,887	

Source: Encuestas de Alojamiento Turístico (ISTAC).

<sup>(1)</sup> Equivalent tourist population is obtained by dividing the total number of bednights during the reference period by 365 days (366 in case of leap year).