

# Tourist profile by municipality

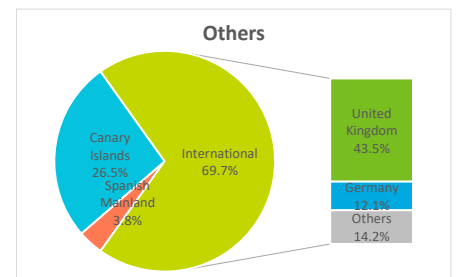
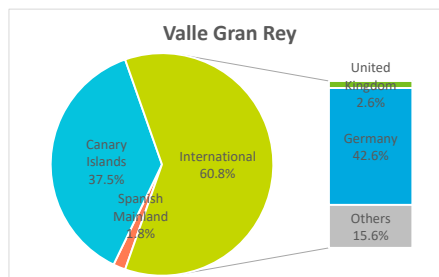
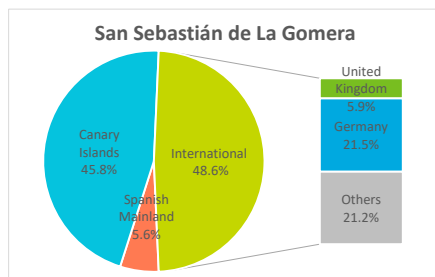
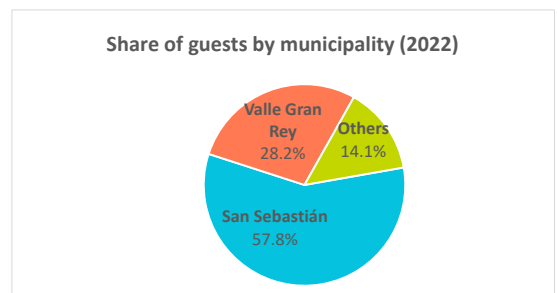
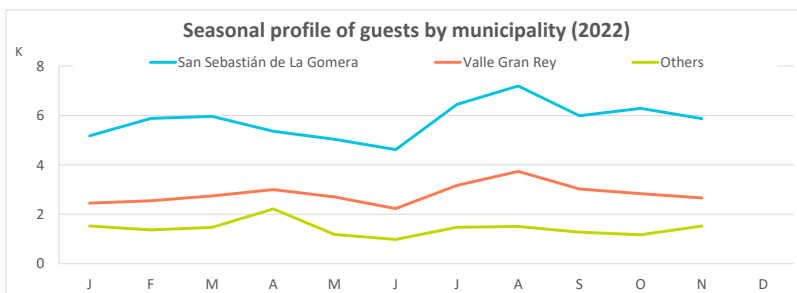
## La Gomera (2022)



### GUESTS IN ACCOMMODATION

Place of residence:	Municipality of stay				Accommodation type	
	San Sebastián de La Gomera	Valle Gran Rey	Others	La Gomera	Hotel	Apartment
International	33,725	20,563	11,780	<b>66,068</b>	42,423	23,645
- United Kingdom	4,096	865	7,344	<b>12,305</b>	4,625	7,680
- Germany	14,899	14,404	2,039	<b>31,342</b>	21,019	10,323
Spanish Mainland	3,912	606	634	<b>5,152</b>	3,868	1,284
Canary Islands	31,764	12,677	4,478	<b>48,919</b>	34,134	14,785
<b>Total</b>	<b>69,401</b>	<b>33,846</b>	<b>16,892</b>	<b>120,139</b>	<b>80,425</b>	<b>39,714</b>

Place of residence:	Municipality of stay				Accommodation type	
	San Sebastián de La Gomera	Valle Gran Rey	Others	La Gomera	Hotel	Apartment
International	48.6%	60.8%	69.7%	<b>55.0%</b>	52.7%	59.5%
- United Kingdom	5.9%	2.6%	43.5%	<b>10.2%</b>	5.8%	19.3%
- Germany	21.5%	42.6%	12.1%	<b>26.1%</b>	26.1%	26.0%
Spanish Mainland	5.6%	1.8%	3.8%	<b>4.3%</b>	4.8%	3.2%
Canary Islands	45.8%	37.5%	26.5%	<b>40.7%</b>	42.4%	37.2%
<b>Total</b>	<b>100%</b>	<b>100%</b>	<b>100%</b>	<b>100%</b>	<b>100%</b>	<b>100%</b>



### Other indicators

	Municipality of stay				Accommodation type	
	San Sebastián de La Gomera	Valle Gran Rey	Others	La Gomera	Hotel	Apartment
<b>Bednights</b>						
International	201,229	210,491	111,293	<b>523,013</b>	279,007	244,006
- United Kingdom	27,170	6,229	83,840	<b>117,239</b>	30,982	86,257
- Germany	98,410	166,667	17,086	<b>282,163</b>	159,517	122,646
Spanish Mainland	13,422	2,169	2,518	<b>18,109</b>	13,142	4,967
Canary Islands	79,373	48,469	13,673	<b>141,515</b>	85,546	55,969
<b>Total</b>	<b>294,024</b>	<b>261,129</b>	<b>127,484</b>	<b>682,637</b>	<b>377,695</b>	<b>304,942</b>
<b>Length of stay</b>						
International	6.0	10.2	--	<b>7.9</b>	6.6	10.3
- United Kingdom	6.6	7.2	--	<b>9.5</b>	6.7	11.2
- Germany	6.6	11.6	--	<b>9.0</b>	7.6	11.9
Spanish Mainland	3.4	3.6	--	<b>3.5</b>	3.4	3.9
Canary Islands	2.5	3.8	--	<b>2.9</b>	2.5	3.8
<b>Total</b>	<b>4.2</b>	<b>7.7</b>	--	<b>5.7</b>	--	--
<b>ADR (€)</b>	103.3	70.1	--	<b>83.8</b>	103.4	57.3
<b>RevPar (€)</b>	66.9	49.0	--	<b>56.4</b>	72.5	36.6
<b>Total revenue (€ million)</b>	16.6	10.3	--	<b>30.4</b>	21.5	8.8
<b>Bed-space occupancy rate (%)</b>	58.7	53.9	--	<b>57.2</b>	63.8	50.6
<b>Occupancy rate per room/apart. (%)</b>	64.8	69.9	--	<b>67.3</b>	70.1	63.9

Sources: Encuestas de alojamiento turístico hotelero y extrahotelero (ISTAC).

Note 1: guests checking in as new arrivals. Note 2: Occupancy rate could be above 100% because of extra beds.