

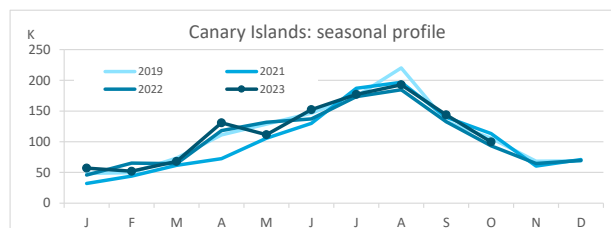
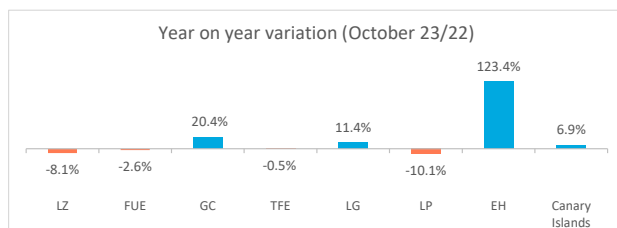
Domestic tourism

October 2023



Canary Islands residents staying in tourist accommodation by island of stay

	Lanzarote	Fuerteventura	Gran Canaria	Tenerife	La Gomera	La Palma	El Hierro	Canary Islands
October 2022	9,767	10,539	32,420	32,367	4,171	3,264	704	93,232
October 2023	8,975	10,265	39,043	32,196	4,646	2,935	1,573	99,633
% residents in the island	23.6%	21.6%	59.4%	55.0%	3.0%	52.2%	1.0%	100%
Change, 23-22	-792	-274	6,623	-171	475	-329	869	6,401
Change, % 23-22	-8.1%	-2.6%	20.4%	-0.5%	11.4%	-10.1%	123.4%	6.9%



Canary Islands residents staying in tourist accommodation by island of residence and island of stay

		ISLAND OF STAY								
		Lanzarote	Fuerteventura	Gran Canaria	Tenerife	La Gomera	La Palma	El Hierro	CANARY ISLANDS	
ISLAND OF RESIDENCE	Lanzarote	2,119	813	4,585	1,849	8	21	30	9,425	
	Fuerteventura	1,127	2,219	1,237	533	84	46	12	5,258	
	Gran Canaria	1,461	3,658	23,181	6,385	624	754	365	36,428	
	Tenerife	3,695	1,513	6,239	17,696	3,690	528	741	34,102	
	La Gomera	0	0	482	363	139	6	7	997	
	La Palma	475	1,924	1,677	3,772	87	1,533	403	9,871	
	El Hierro	98	138	1,642	1,598	14	47	15	3,552	
	CANARY ISLANDS	8,975	10,265	39,043	32,196	4,646	2,935	1,573	99,633	

Year on year variation: October 2023/2022

		ISLAND OF STAY								
		Lanzarote	Fuerteventura	Gran Canaria	Tenerife	La Gomera	La Palma	El Hierro	CANARY ISLANDS	
ISLAND OF RESIDENCE	Lanzarote	-3.8%	-57.6%	55.3%	8.8%	60.0%	-85.2%	-18.9%	5.2%	
	Fuerteventura	0.6%	177.4%	-65.1%	-49.4%	1300.0%	-9.8%	200.0%	-20.0%	
	Gran Canaria	-53.8%	7.3%	16.7%	21.5%	4.2%	-24.4%	276.3%	9.1%	
	Tenerife	24.3%	-51.7%	26.6%	2.5%	11.9%	-36.3%	32.3%	3.4%	
	La Gomera	-	-	510.1%	-74.6%	19.8%	-95.5%	75.0%	-43.4%	
	La Palma	70.9%	50.3%	59.1%	-22.9%	-41.2%	47.3%	20050.0%	13.5%	
	El Hierro	197.0%	-	82000.0%	107.5%	-	-32.9%	-	305.9%	
	CANARY ISLANDS	-8.1%	-2.6%	20.4%	-0.5%	11.4%	-10.1%	123.4%	6.9%	

Canary Islands residents travelling to other islands (residents of each island are excluded)

	Lanzarote	Fuerteventura	Gran Canaria	Tenerife	La Gomera	La Palma	El Hierro	CANARY ISLANDS
Outbound tourism	7,306	3,039	13,247	16,406	858	8,338	3,537	52,731
Year on year variation (%)	8.2%	-47.4%	-2.0%	4.4%	-47.8%	8.9%	304.2%	1.5%
Inbound tourism	6,856	8,046	15,862	14,500	4,507	1,402	1,558	52,731
Year on year variation (%)	-9.4%	-17.4%	26.3%	-3.9%	11.1%	-36.9%	121.3%	1.5%
Net balance	-450	5,007	2,615	-1,906	3,649	-6,936	-1,979	0

Distribution by island of residence

		ISLAND OF STAY								
		Lanzarote	Fuerteventura	Gran Canaria	Tenerife	La Gomera	La Palma	El Hierro	CANARY ISLANDS	
ISLAND OF RESIDENCE	Lanzarote	23.6%	7.9%	11.7%	5.7%	0.2%	0.7%	1.9%	9.5%	
	Fuerteventura	12.6%	21.6%	3.2%	1.7%	1.8%	1.6%	0.8%	5.3%	
	Gran Canaria	16.3%	35.6%	59.4%	19.8%	13.4%	25.7%	23.2%	36.6%	
	Tenerife	41.2%	14.7%	16.0%	55.0%	79.4%	18.0%	47.1%	34.2%	
	La Gomera	0.0%	0.0%	1.2%	1.1%	3.0%	0.2%	0.4%	1.0%	
	La Palma	5.3%	18.7%	4.3%	11.7%	1.9%	52.2%	25.6%	9.9%	
	El Hierro	1.1%	1.3%	4.2%	5.0%	0.3%	1.6%	1.0%	3.6%	
	CANARY ISLANDS	100%	100%	100%	100%	100%	100%	100%	100%	

Distribution by island of stay

		ISLAND OF STAY								
		Lanzarote	Fuerteventura	Gran Canaria	Tenerife	La Gomera	La Palma	El Hierro	CANARY ISLANDS	
ISLAND OF RESIDENCE	Lanzarote	22.5%	8.6%	48.6%	19.6%	0.1%	0.2%	0.3%	100%	
	Fuerteventura	21.4%	42.2%	23.5%	10.1%	1.6%	0.9%	0.2%	100%	
	Gran Canaria	4.0%	10.0%	63.6%	17.5%	1.7%	2.1%	1.0%	100%	
	Tenerife	10.8%	4.4%	18.3%	51.9%	10.8%	1.5%	2.2%	100%	
	La Gomera	0.0%	0.0%	48.3%	36.4%	13.9%	0.6%	0.7%	100%	
	La Palma	4.8%	19.5%	17.0%	38.2%	0.9%	15.5%	4.1%	100%	
	El Hierro	2.8%	3.9%	46.2%	45.0%	0.4%	1.3%	0.4%	100%	
	CANARY ISLANDS	9.0%	10.3%	39.2%	32.3%	4.7%	2.9%	1.6%	100%	

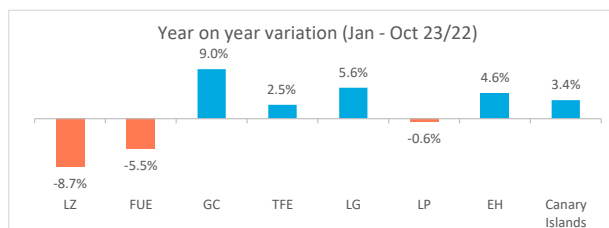
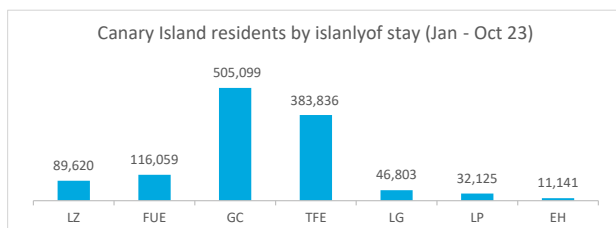
Domestic tourism

January - October 2023



Canary Islands residents staying in tourist accommodation by island of stay

	Lanzarote	Fuerteventura	Gran Canaria	Tenerife	La Gomera	La Palma	El Hierro	Canary Islands
Jan-Oct 2022	98,205	122,786	463,546	374,364	44,310	32,323	10,646	1,146,180
Jan-Oct 2023	89,620	116,059	505,099	383,836	46,803	32,125	11,141	1,184,683
% tourist of the island	20.1%	22.5%	63.8%	57.5%	2.5%	40.4%	1.6%	100%
Change, 23-22	-8,585	-6,727	41,553	9,472	2,493	-198	495	38,503
Change, % 23-22	-8.7%	-5.5%	9.0%	2.5%	5.6%	-0.6%	4.6%	3.4%



Canary Islands residents staying in tourist accommodation by island of residence and island of stay

ISLAND OF RESIDENCE	ISLAND OF STAY								CANARY ISLANDS
	Lanzarote	Fuerteventura	Gran Canaria	Tenerife	La Gomera	La Palma	El Hierro		
Lanzarote	18,008	9,999	56,948	9,411	86	945	393	95,790	
Fuerteventura	10,800	26,082	31,126	4,479	142	566	134	73,329	
Gran Canaria	22,983	45,255	322,237	54,542	6,000	7,898	2,670	461,585	
Tenerife	30,179	10,601	67,101	220,777	38,712	8,033	5,424	380,827	
La Gomera	648	39	7,401	13,158	1,184	571	618	23,619	
La Palma	5,652	16,669	16,259	59,675	621	12,994	1,725	113,595	
El Hierro	1,350	7,414	4,027	21,794	58	1,118	177	35,938	
CANARY ISLANDS	89,620	116,059	505,099	383,836	46,803	32,125	11,141	1,184,683	

Year on year variation: January - October 2023/2022

ISLAND OF RESIDENCE	ISLAND OF STAY								CANARY ISLANDS
	Lanzarote	Fuerteventura	Gran Canaria	Tenerife	La Gomera	La Palma	El Hierro		
Lanzarote	-17.4%	-22.5%	38.5%	-47.0%	-4.4%	45.6%	48.3%	1.3%	
Fuerteventura	10.0%	34.0%	-25.8%	-50.6%	425.9%	-13.9%	-80.1%	-10.2%	
Gran Canaria	-14.2%	-16.1%	13.6%	3.5%	12.5%	-0.9%	29.4%	6.8%	
Tenerife	-7.8%	-52.5%	-9.9%	17.4%	10.4%	-13.5%	36.9%	4.1%	
La Gomera	444.5%	-59.8%	225.5%	-8.7%	-60.5%	-49.1%	173.5%	11.2%	
La Palma	-18.4%	21.5%	-15.8%	-28.7%	-15.3%	14.1%	-48.5%	-18.3%	
El Hierro	3114.3%	2006.3%	356.1%	151.0%	-14.7%	-10.8%	71.8%	215.7%	
CANARY ISLANDS	-8.7%	-5.5%	9.0%	2.5%	5.6%	-0.6%	4.6%	3.4%	

Canary Islands residents travelling to other islands (residents of each island are excluded)

	Lanzarote	Fuerteventura	Gran Canaria	Tenerife	La Gomera	La Palma	El Hierro	CANARY ISLANDS
Outbound tourism	77,782	47,247	139,348	160,050	22,435	100,601	35,761	583,224
Year on year variation (%)	6.9%	-24.0%	-6.3%	-10.0%	23.0%	-21.2%	217.0%	-5.7%
Inbound tourism	71,612	89,977	182,862	163,059	45,619	19,131	10,964	583,224
Year on year variation (%)	-6.3%	-12.9%	1.6%	-12.5%	10.4%	-8.6%	4.0%	-5.7%
Net balance	-6,170	42,730	43,514	3,009	23,184	-81,470	-24,797	0

Distribution by island of residence

ISLAND OF RESIDENCE	ISLAND OF STAY								CANARY ISLANDS
	Lanzarote	Fuerteventura	Gran Canaria	Tenerife	La Gomera	La Palma	El Hierro		
Lanzarote	20.1%	8.6%	11.3%	2.5%	0.2%	2.9%	3.5%	8.1%	
Fuerteventura	12.1%	22.5%	6.2%	1.2%	0.3%	1.8%	1.2%	6.2%	
Gran Canaria	25.6%	39.0%	63.8%	14.2%	12.8%	24.6%	24.0%	39.0%	
Tenerife	33.7%	9.1%	13.3%	57.5%	82.7%	25.0%	48.7%	32.1%	
La Gomera	0.7%	0.0%	1.5%	3.4%	2.5%	1.8%	5.5%	2.0%	
La Palma	6.3%	14.4%	3.2%	15.5%	1.3%	40.4%	15.5%	9.6%	
El Hierro	1.5%	6.4%	0.8%	5.7%	0.1%	3.5%	1.6%	3.0%	
CANARY ISLANDS	100%	100%	100%	100%	100%	100%	100%	100%	

Distribution by island of stay

ISLAND OF RESIDENCE	ISLAND OF STAY								CANARY ISLANDS
	Lanzarote	Fuerteventura	Gran Canaria	Tenerife	La Gomera	La Palma	El Hierro		
Lanzarote	18.8%	10.4%	59.5%	9.8%	0.1%	1.0%	0.4%	100%	
Fuerteventura	14.7%	35.6%	42.4%	6.1%	0.2%	0.8%	0.2%	100%	
Gran Canaria	5.0%	9.8%	69.8%	11.8%	1.3%	1.7%	0.6%	100%	
Tenerife	7.9%	2.8%	17.6%	58.0%	10.2%	2.1%	1.4%	100%	
La Gomera	2.7%	0.2%	31.3%	55.7%	5.0%	2.4%	2.6%	100%	
La Palma	5.0%	14.7%	14.3%	52.5%	0.5%	11.4%	1.5%	100%	
El Hierro	3.8%	20.6%	11.2%	60.6%	0.2%	3.1%	0.5%	100%	
CANARY ISLANDS	7.6%	9.8%	42.6%	32.4%	4.0%	2.7%	0.9%	100%	