

# Tourist arrivals in the Canary Islands (ISTAC)

November 2023



## CANARY ISLANDS

	United Kingdom	Germany	Belgium	France	Netherlands	Ireland	Italy	Switzerland	Denmark	Finland	Norway	Sweden	Nordics	Others	International	Mainland	TOTAL
2022	415,060	251,403	37,396	62,371	55,820	51,817	55,222	13,324	44,150	38,418	53,461	56,948	192,977	84,521	1,219,910	135,753	1,355,663
2023	465,832	276,807	41,340	65,441	55,889	71,565	64,707	16,434	32,833	40,455	59,989	54,907	188,184	102,391	1,348,589	127,375	1,475,964
Change	50,772	25,404	3,944	3,070	69	19,748	9,485	3,110	-11,317	2,037	6,528	-2,041	-4,793	17,870	128,679	-8,378	120,301
Change, %	12.2%	10.1%	10.5%	4.9%	0.1%	38.1%	17.2%	23.3%	-25.6%	5.3%	12.2%	-3.6%	-2.5%	21.1%	10.5%	-6.2%	8.9%

## LANZAROTE

	United Kingdom	Germany	Belgium	France	Netherlands	Ireland	Italy	Switzerland	Denmark	Finland	Norway	Sweden	Nordics	Others	International	Mainland	TOTAL
2022	110,334	28,045	4,184	13,552	8,344	22,300	6,842	-	-	-	-	-	10,096	7,685	211,382	20,089	231,471
2023	117,889	32,107	5,026	16,275	5,862	33,557	7,543	-	-	-	-	-	7,969	9,815	236,044	17,613	253,657
Change	7,555	4,062	842	2,723	-2,482	11,257	701	--	--	--	--	--	-2,127	2,130	24,662	-2,476	22,186
Change, %	6.8%	14.5%	20.1%	20.1%	-29.7%	50.5%	10.2%	--	--	--	--	--	-21.1%	27.7%	11.7%	-12.3%	9.6%

## FUERTEVENTURA

	United Kingdom	Germany	Belgium	France	Netherlands	Ireland	Italy	Switzerland	Denmark	Finland	Norway	Sweden	Nordics	Others	International	Mainland	TOTAL
2022	56,996	60,803	2,345	10,288	6,244	4,457	9,373	-	-	-	-	-	7,915	14,346	172,767	10,102	182,869
2023	61,801	70,555	2,746	8,597	5,647	5,875	11,251	-	-	-	-	-	8,112	18,007	192,591	11,489	204,080
Change	4,805	9,752	401	-1,691	-597	1,418	1,878	--	--	--	--	--	197	3,661	19,824	1,387	21,211
Change, %	8.4%	16.0%	17.1%	-16.4%	-9.6%	31.8%	20.0%	--	--	--	--	--	2.5%	25.5%	11.5%	13.7%	11.6%

## GRAN CANARIA

	United Kingdom	Germany	Belgium	France	Netherlands	Ireland	Italy	Switzerland	Denmark	Finland	Norway	Sweden	Nordics	Others	International	Mainland	TOTAL
2022	59,174	78,039	8,759	10,793	20,390	8,181	10,574	-	-	-	-	-	120,871	30,148	346,929	36,444	383,373
2023	69,047	78,405	9,316	11,811	21,134	9,416	13,532	-	-	-	-	-	122,553	35,333	370,546	37,558	408,104
Change	9,873	366	557	1,018	744	1,235	2,958	--	--	--	--	--	1,682	5,185	23,617	1,114	24,731
Change, %	16.7%	0.5%	6.4%	9.4%	3.6%	15.1%	28.0%	--	--	--	--	--	1.4%	17.2%	6.8%	3.1%	6.5%

## TENERIFE

	United Kingdom	Germany	Belgium	France	Netherlands	Ireland	Italy	Switzerland	Denmark	Finland	Norway	Sweden	Nordics	Others	International	Mainland	TOTAL
2022	188,115	76,693	21,824	27,016	19,857	16,866	28,350	-	-	-	-	-	53,445	43,936	476,101	63,065	539,165
2023	215,391	84,841	23,935	28,405	22,386	22,717	32,291	-	-	-	-	-	48,929	54,405	533,300	54,732	588,032
Change	27,276	8,148	2,111	1,389	2,529	5,851	3,941	--	--	--	--	--	-4,516	10,469	57,199	-8,333	48,867
Change, %	14.5%	10.6%	9.7%	5.1%	12.7%	34.7%	13.9%	--	--	--	--	--	-8.4%	23.8%	12.0%	-13.2%	9.1%

## LA PALMA

	United Kingdom	Germany	Belgium	France	Netherlands	Ireland	Italy	Switzerland	Denmark	Finland	Norway	Sweden	Nordics	Others	International	Mainland	TOTAL
2022	266	6,577	218	529	875	12	56	-	-	-	-	-	334	1,277	10,144	4,458	14,601
2023	1,561	8,719	125	199	663	0	90	-	-	-	-	-	474	1,140	12,971	4,570	17,541
Change	1,295	2,142	-93	-330	-212	-12	34	--	--	--	--	--	140	-137	2,827	112	2,940
Change, %	486.8%	32.6%	-42.7%	-62.4%	-24.2%	-100.0%	60.7%	--	--	--	--	--	41.9%	-10.7%	27.9%	2.5%	20.1%

Source: Frontur (ISTAC). Tourist arrivals by air.

Note: on the result of the estimated Canary Islands total arrivals, tourists from La Gomera and El Hierro are included. Only main tourists are taken into account in each island.

# Tourist arrivals in the Canary Islands (ISTAC)

January - November 2023



## CANARY ISLANDS

	United Kingdom	Germany	Belgium	France	Netherlands	Ireland	Italy	Switzerland	Denmark	Finland	Norway	Sweden	Nordics	Others	International	Mainland	TOTAL
2022	4,486,455	2,016,865	366,236	693,645	603,147	520,991	546,925	138,653	309,161	146,743	270,232	260,202	986,338	1,017,540	11,376,787	1,791,705	13,168,493
2023	5,096,525	2,262,289	387,557	764,150	598,342	666,936	588,126	175,525	264,749	172,113	350,199	317,375	1,104,436	1,179,500	12,823,380	1,817,917	14,641,298
Change	610,070	245,424	21,321	70,505	-4,805	145,945	41,201	36,872	-44,412	25,370	79,967	57,173	118,098	161,960	1,446,593	26,212	1,472,805
Change, %	13.6%	12.2%	5.8%	10.2%	-0.8%	28.0%	7.5%	26.6%	-14.4%	17.3%	29.6%	22.0%	12.0%	15.9%	12.7%	1.5%	11.2%

## LANZAROTE

	United Kingdom	Germany	Belgium	France	Netherlands	Ireland	Italy	Switzerland	Denmark	Finland	Norway	Sweden	Nordics	Others	International	Mainland	TOTAL
2022	1,171,173	199,680	44,839	161,508	84,299	248,355	79,321	-	-	-	-	-	71,491	102,717	2,163,377	318,256	2,481,634
2023	1,361,683	224,566	53,989	197,580	71,650	323,407	88,084	-	-	-	-	-	56,030	98,717	2,475,701	297,662	2,773,361
Change	190,510	24,886	9,150	36,072	-12,649	75,052	8,763	--	--	--	--	--	-15,461	-4,000	312,324	-20,594	291,727
Change, %	16.3%	12.5%	20.4%	22.3%	-15.0%	30.2%	11.0%	--	--	--	--	--	-21.6%	-3.9%	14.4%	-6.5%	11.8%

## FUERTEVENTURA

	United Kingdom	Germany	Belgium	France	Netherlands	Ireland	Italy	Switzerland	Denmark	Finland	Norway	Sweden	Nordics	Others	International	Mainland	TOTAL
2022	533,746	608,503	14,307	128,207	58,335	33,620	114,333	-	-	-	-	-	54,849	166,417	1,712,316	146,422	1,858,736
2023	635,827	647,666	20,184	121,806	56,285	57,139	107,209	-	-	-	-	-	56,673	205,027	1,907,815	158,913	2,066,727
Change	102,081	39,163	5,877	-6,401	-2,050	23,519	-7,124	--	--	--	--	--	1,824	38,610	195,499	12,491	207,991
Change, %	19.1%	6.4%	41.1%	-5.0%	-3.5%	70.0%	-6.2%	--	--	--	--	--	3.3%	23.2%	11.4%	8.5%	11.2%

## GRAN CANARIA

	United Kingdom	Germany	Belgium	France	Netherlands	Ireland	Italy	Switzerland	Denmark	Finland	Norway	Sweden	Nordics	Others	International	Mainland	TOTAL
2022	708,610	611,644	95,751	118,185	251,555	71,737	100,771	-	-	-	-	-	611,345	308,080	2,877,678	499,484	3,377,164
2023	827,459	699,854	97,214	142,514	248,848	99,135	111,799	-	-	-	-	-	703,771	377,320	3,307,915	485,304	3,793,219
Change	118,849	88,210	1,463	24,329	-2,707	27,398	11,028	--	--	--	--	--	92,426	69,240	430,237	-14,180	416,055
Change, %	16.8%	14.4%	1.5%	20.6%	-1.1%	38.2%	10.9%	--	--	--	--	--	15.1%	22.5%	15.0%	-2.8%	12.3%

## TENERIFE

	United Kingdom	Germany	Belgium	France	Netherlands	Ireland	Italy	Switzerland	Denmark	Finland	Norway	Sweden	Nordics	Others	International	Mainland	TOTAL
2022	2,050,834	536,998	207,095	277,759	198,884	166,333	251,080	-	-	-	-	-	243,530	561,048	4,493,557	757,708	5,251,262
2023	2,254,320	633,172	211,678	296,870	213,835	186,656	279,469	-	-	-	-	-	280,567	654,028	5,010,589	817,149	5,827,736
Change	203,486	96,174	4,583	19,111	14,951	20,323	28,389	--	--	--	--	--	37,037	92,980	517,032	59,441	576,474
Change, %	9.9%	17.9%	2.2%	6.9%	7.5%	12.2%	11.3%	--	--	--	--	--	15.2%	16.6%	11.5%	7.8%	11.0%

## LA PALMA


	United Kingdom	Germany	Belgium	France	Netherlands	Ireland	Italy	Switzerland	Denmark	Finland	Norway	Sweden	Nordics	Others	International	Mainland	TOTAL
2022	11,986	31,727	3,381	3,807	7,893	308	1,087	-	-	-	-	-	1,064	13,058	74,308	59,253	133,558
2023	11,526	37,411	3,070	3,027	6,874	264	1,112	-	-	-	-	-	5,216	15,446	83,945	46,317	130,264
Change	-460	5,684	-311	-780	-1,019	-44	25	--	--	--	--	--	4,152	2,388	9,637	-12,936	-3,294
Change, %	-3.8%	17.9%	-9.2%	-20.5%	-12.9%	-14.3%	2.3%	--	--	--	--	--	390.2%	18.3%	13.0%	-21.8%	-2.5%

Source: Frontur (ISTAC). Tourist arrivals by air.

Note: on the result of the estimated Canary Islands total arrivals, tourists from La Gomera and El Hierro are included. Only main tourists are taken into account in each island.

# International tourist arrivals in Spain (INE)

November 2023



## BY COUNTRY OF RESIDENCE

### Monthly

	UK	Germany	Belgium	France	Ietherlands	Ireland	Italy	Switzerland	Denmark	Finland	Norway	Sweden	Nordics	Russia	Portugal	Austria	Others	INTERNATIONAL
Nov-22	826,874	526,060	141,745	589,080	187,890	124,203	264,514	81,883	84,235	62,819	95,856	120,771	363,681	0	125,165	35,723	1,067,833	4,334,651
Nov-23	952,279	623,155	187,798	641,986	229,308	145,312	302,396	106,066	74,814	73,763	100,876	156,586	406,039	0	145,780	52,424	1,349,147	5,141,690
Change	125,405	97,095	46,053	52,906	41,418	21,109	37,882	24,183	-9,421	10,944	5,020	35,815	42,358	--	20,615	16,701	281,314	807,039
Change, %	15.2%	18.5%	32.5%	9.0%	22.0%	17.0%	14.3%	29.5%	-11.2%	17.4%	5.2%	29.7%	11.6%	--	16.5%	46.8%	26.3%	18.6%

### Year-to-date

	UK	Germany	Belgium	France	Ietherlands	Ireland	Italy	Switzerland	Denmark	Finland	Norway	Sweden	Nordics	Russia	Portugal	Austria	Others	INTERNATIONAL
Jan-Nov 22	14,357,145	9,314,658	2,379,755	9,433,436	3,756,260	1,984,254	3,753,825	1,579,607	1,081,169	414,754	1,166,610	1,320,560	3,983,093	31,528	2,219,830	926,976	13,811,622	67,531,989
Jan-Nov 23	16,420,877	10,239,709	2,569,773	10,993,218	3,888,378	2,352,758	4,508,939	1,893,386	1,117,779	531,843	1,286,902	1,584,663	4,521,187	--	2,605,887	1,199,822	18,655,254	79,849,188
Change	2,063,732	925,051	190,018	1,559,782	132,118	368,504	755,114	313,779	36,610	117,089	120,292	264,103	538,094	--	386,057	272,846	4,843,632	12,317,199
Change, %	14.4%	9.9%	8.0%	16.5%	3.5%	18.6%	20.1%	19.9%	3.4%	28.2%	10.3%	20.0%	13.5%	--	17.4%	29.4%	35.1%	18.2%

## BY AUTONOMOUS COMMUNITY

### Monthly

	Canary Islands	Andalusia	Aragon	Asturias	aric Islands	Cantabria	C. y Leon	C. La Mancha	Catalonia	encian Region	Extremadura	Galicia	Madrid	Murcia	Navarre	ue Country	La Rioja	SPAIN
Nov-22	1,185,300	592,129	24,465	0	165,387	12,801	51,306	0	957,123	519,058	0	65,194	540,723	39,999	13,492	115,889	0	4,334,651
Nov-23	1,331,754	719,412	25,896	0	213,200	8,963	59,764	0	1,145,642	655,434	0	78,472	666,642	60,520	31,036	98,535	0	5,141,690
Change	146,454	127,283	1,431	0	47,813	-3,838	8,458	0	188,519	136,376	0	13,278	125,919	20,521	17,544	-17,354	0	807,039
Change, %	12.4%	21.5%	5.8%	--	28.9%	-30.0%	16.5%	--	19.7%	26.3%	--	20.4%	23.3%	51.3%	130.0%	-15.0%	--	18.6%


### Year-to-date

	Canary Islands	Andalusia	Aragon	Asturias	aric Islands	Cantabria	C. y Leon	C. La Mancha	Catalonia	encian Region	Extremadura	Galicia	Madrid	Murcia	Navarre	ue Country	La Rioja	SPAIN
Jan-Nov 22	11,108,364	9,475,963	355,241	257,390	13,073,070	303,667	939,491	161,114	14,037,930	8,102,583	233,981	1,165,927	5,607,578	773,716	227,782	1,429,536	0	67,531,989
Jan-Nov 23	12,569,087	11,575,244	397,089	338,021	14,239,634	414,029	1,142,537	137,937	16,982,825	9,777,945	159,514	1,454,294	7,234,995	920,027	277,437	1,854,222	11,533	79,849,188
Change	1,460,723	2,099,281	41,848	80,631	1,166,564	110,362	203,046	-23,177	2,944,895	1,675,362	-74,467	288,367	1,627,417	146,311	49,655	424,686	11,533	12,317,199
Change, %	13.1%	22.2%	11.8%	31.3%	8.9%	36.3%	21.6%	-14.4%	21.0%	20.7%	-31.8%	24.7%	29.0%	18.9%	21.8%	29.7%	--	18.2%

Note: Since March 2022, "Russia" is included in Others. Source: Frontur (INE).

# Tourist arrivals in the Canary Islands (ISTAC)

November 2023



## Number of tourists by holiday package booking and country of residence

### November 2023

	Book	Do not book	TOTAL	% Book	% Do not book
<b>International</b>	671,630	676,958	1,348,590	49.8%	50.2%
- Germany	163,890	112,917	276,807	59.2%	40.8%
- Netherlands	29,336	26,554	55,889	52.5%	47.5%
- Ireland	15,011	56,553	71,565	21.0%	79.0%
- Nordics	121,617	66,567	188,184	64.6%	35.4%
- United Kingdom	250,763	215,069	465,832	53.8%	46.2%
- Switzerland	5,983	10,450	16,434	36.4%	63.6%
- Others	85,030	188,848	273,879	31.0%	69.0%
<b>Spanish Mainland</b>	20,503	106,872	127,375	16.1%	83.9%
<b>TOTAL</b>	692,133	783,830	1,475,965	46.9%	53.1%

### January - November 2023

	Book	Do not book	TOTAL	% Book	% Do not book
<b>International</b>	6,721,417	6,101,976	12,823,387	52.4%	47.6%
- Germany	1,493,497	768,792	2,262,289	66.0%	34.0%
- Netherlands	362,730	235,614	598,342	60.6%	39.4%
- Ireland	203,086	463,850	666,936	30.5%	69.5%
- Nordics	693,432	411,004	1,104,436	62.8%	37.2%
- United Kingdom	2,823,607	2,272,919	5,096,525	55.4%	44.6%
- Switzerland	73,256	102,270	175,525	41.7%	58.3%
- Others	1,071,809	1,847,527	2,919,334	36.7%	63.3%
<b>Spanish Mainland</b>	312,875	1,505,042	1,817,917	17.2%	82.8%
<b>TOTAL</b>	7,034,292	7,607,018	14,641,304	48.0%	52.0%

## Share of tourists by accommodation type and country of residence

### November 2023

	Hotels and similar	Apartments	Property	Cruise	Others
<b>International</b>	64.7%	19.7%	2.7%	3.3%	9.6%
- Germany	71.8%	12.4%	3.5%	3.1%	9.2%
- Netherlands	64.5%	24.0%	2.3%	0.0%	9.1%
- Ireland	53.4%	27.5%	2.7%	0.2%	16.2%
- Nordics	63.8%	29.3%	2.8%	0.2%	3.9%
- United Kingdom	64.0%	21.7%	1.7%	7.0%	5.6%
- Switzerland	73.9%	7.9%	3.7%	0.7%	13.9%
- Others	61.9%	14.6%	3.6%	0.7%	19.1%
<b>Spanish Mainland</b>	60.2%	6.4%	2.5%	0.0%	30.8%
<b>TOTAL</b>	64.3%	18.5%	2.7%	3.0%	11.5%

### January - November 2023


	Hotels and similar	Apartments	Property	Cruise	Others
<b>International</b>	68.2%	19.1%	2.7%	1.9%	8.1%
- Germany	71.9%	11.3%	3.4%	6.3%	7.0%
- Netherlands	67.1%	25.1%	1.5%	0.2%	6.1%
- Ireland	57.4%	32.5%	2.4%	0.3%	7.3%
- Nordics	65.4%	27.2%	2.8%	0.1%	4.5%
- United Kingdom	68.3%	22.3%	2.0%	1.6%	5.8%
- Switzerland	74.9%	10.3%	3.8%	0.4%	10.6%
- Others	68.6%	12.7%	3.5%	0.3%	14.9%
<b>Spanish Mainland</b>	60.0%	9.2%	1.8%	0.0%	28.9%
<b>TOTAL</b>	67.2%	17.9%	2.6%	1.6%	10.7%

Source: Frontur (ISTAC). Tourist arrivals by air.

Note: on the result of the estimated Canary Islands total arrivals, tourists from La Gomera and El Hierro are included.

# Tourist arrivals in the Canary Islands (ISTAC)

November 2023



## Number of tourists by holiday package booking and island of stay

November 2023

	Lanzarote	Fuerteventura	Gran Canaria	Tenerife	La Palma	CANARY ISLANDS
<b>Book</b>	<b>Total</b>	<b>121,989</b>	<b>127,883</b>	<b>223,533</b>	<b>268,302</b>	<b>692,133</b>
	- International	118,508	125,841	219,045	258,245	671,630
	- Spanish Mainland	3,481	2,042	4,488	10,057	20,503
<b>Do not book</b>	<b>Total</b>	<b>155,872</b>	<b>88,294</b>	<b>201,439</b>	<b>336,763</b>	<b>783,830</b>
	- International	141,144	78,509	167,119	290,293	676,958
	- Spanish Mainland	14,728	9,785	34,320	46,470	106,872
<b>TOTAL</b>	<b>All markets</b>	<b>277,861</b>	<b>216,177</b>	<b>424,973</b>	<b>605,064</b>	<b>1,475,965</b>
	- International	259,652	204,350	386,165	548,537	1,348,590
	- Spanish Mainland	18,209	11,827	38,808	56,527	127,375
<b>% book package</b>	<b>Total</b>	<b>43.9%</b>	<b>59.2%</b>	<b>52.6%</b>	<b>44.3%</b>	<b>46.9%</b>
	- International	45.6%	61.6%	56.7%	47.1%	49.8%
	- Spanish Mainland	19.1%	17.3%	11.6%	17.8%	16.1%

January - November 2023

	Lanzarote	Fuerteventura	Gran Canaria	Tenerife	La Palma	CANARY ISLANDS	
<b>Book</b>	<b>Total</b>	<b>1,343,561</b>	<b>1,400,458</b>	<b>2,083,017</b>	<b>2,393,966</b>	<b>83,306</b>	<b>7,034,292</b>
	- International	1,292,562	1,368,482	2,012,074	2,239,169	76,305	6,721,417
	- Spanish Mainland	50,999	31,976	70,943	154,797	7,001	312,875
<b>Do not book</b>	<b>Total</b>	<b>1,534,725</b>	<b>749,230</b>	<b>1,792,559</b>	<b>3,542,797</b>	<b>112,149</b>	<b>7,607,018</b>
	- International	1,281,132	616,308	1,368,693	2,861,139	67,743	6,101,976
	- Spanish Mainland	253,593	132,922	423,866	681,658	44,406	1,505,042
<b>TOTAL</b>	<b>All markets</b>	<b>2,878,286</b>	<b>2,149,685</b>	<b>3,875,578</b>	<b>5,936,760</b>	<b>195,454</b>	<b>14,641,304</b>
	- International	2,573,695	1,984,787	3,380,767	5,100,305	144,050	12,823,387
	- Spanish Mainland	304,591	164,898	494,811	836,455	51,404	1,817,917
<b>% book package</b>	<b>Total</b>	<b>46.7%</b>	<b>65.1%</b>	<b>53.7%</b>	<b>40.3%</b>	<b>42.6%</b>	<b>48.0%</b>
	- International	50.2%	68.9%	59.5%	43.9%	53.0%	52.4%
	- Spanish Mainland	16.7%	19.4%	14.3%	18.5%	13.6%	17.2%

## Share of tourists by accommodation type and island of stay

November 2023

	Lanzarote	Fuerteventura	Gran Canaria	Tenerife	La Palma	CANARY ISLANDS	
<b>International</b>	Hotels	58.7%	77.3%	62.3%	60.2%	31.1%	<b>64.7%</b>
	Apartments	24.1%	11.3%	21.9%	17.0%	12.6%	<b>19.7%</b>
	Property	1.1%	2.0%	2.6%	3.5%	0.7%	<b>2.7%</b>
	Cruise	7.0%	4.6%	5.9%	7.0%	38.8%	<b>3.3%</b>
	Others	9.1%	4.8%	7.3%	12.2%	16.8%	<b>9.6%</b>
<b>Spanish Mainland</b>	Hotels	70.8%	62.8%	53.7%	61.8%	51.2%	<b>60.2%</b>
	Apartments	10.4%	7.0%	4.6%	6.8%	6.1%	<b>6.4%</b>
	Property	1.8%	3.4%	2.6%	2.3%	3.6%	<b>2.5%</b>
	Cruise	0.0%	0.0%	0.0%	0.0%	0.0%	<b>0.0%</b>
	Others	17.1%	26.8%	39.1%	29.1%	39.0%	<b>30.8%</b>
<b>TOTAL</b>	Hotels	59.5%	76.6%	61.5%	60.4%	34.4%	<b>64.3%</b>
	Apartments	23.2%	11.1%	20.3%	16.0%	11.6%	<b>18.5%</b>
	Property	1.2%	2.1%	2.6%	3.4%	1.2%	<b>2.7%</b>
	Cruise	6.5%	4.3%	5.4%	6.4%	32.5%	<b>3.0%</b>
	Others	9.6%	6.0%	10.2%	13.8%	20.4%	<b>11.5%</b>

January - November 2023

	Lanzarote	Fuerteventura	Gran Canaria	Tenerife	La Palma	CANARY ISLANDS	
<b>International</b>	Hotels	63.8%	80.4%	66.4%	64.3%	32.7%	<b>68.2%</b>
	Apartments	27.1%	9.1%	20.1%	17.7%	12.8%	<b>19.1%</b>
	Property	1.4%	2.2%	2.4%	3.5%	2.6%	<b>2.7%</b>
	Cruise	2.7%	2.9%	4.5%	3.1%	29.9%	<b>1.9%</b>
	Others	5.0%	5.4%	6.5%	11.3%	21.8%	<b>8.1%</b>
<b>Spanish Mainland</b>	Hotels	65.0%	62.1%	57.6%	60.3%	49.5%	<b>60.0%</b>
	Apartments	14.4%	10.7%	8.1%	8.0%	6.6%	<b>9.2%</b>
	Property	1.7%	3.1%	1.5%	1.7%	2.5%	<b>1.8%</b>
	Cruise	0.1%	0.1%	0.1%	0.0%	0.1%	<b>0.0%</b>
	Others	18.8%	24.1%	32.7%	29.9%	41.3%	<b>28.9%</b>
<b>TOTAL</b>	Hotels	63.9%	79.0%	65.3%	63.7%	37.2%	<b>67.2%</b>
	Apartments	25.8%	9.3%	18.6%	16.3%	11.2%	<b>17.9%</b>
	Property	1.4%	2.2%	2.3%	3.3%	2.6%	<b>2.6%</b>
	Cruise	2.4%	2.7%	4.0%	2.7%	22.1%	<b>1.6%</b>
	Others	6.5%	6.8%	9.9%	14.0%	27.0%	<b>10.7%</b>

Source: Frontur (ISTAC). Tourist arrivals by air.

Note: in the islands are included tourists who have chosen the island as the main destination of their trip or as a secondary destination. (\*) Others = house of friend or relative + other type of accommodation