

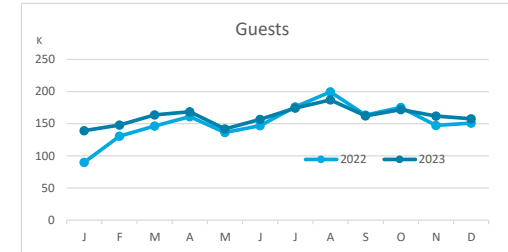
Main tourist accommodation indicators

FUERTEVENTURA (January - December 2023)



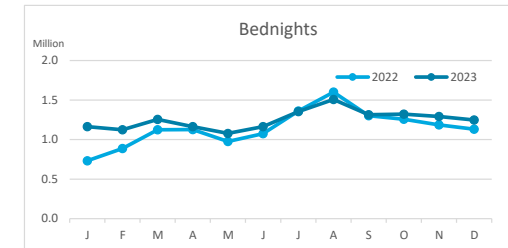
GUESTS BY ACCOMMODATION TYPE (*)

	TOTAL				Hotels				Apartments			
	Abroad	Mainland	Canary Islands	Total	Abroad	Mainland	Canary Islands	Total	Abroad	Mainland	Canary Islands	Total
	Jan - Dec 22	1,561,777	126,398	136,035	1,824,210	1,401,598	102,111	107,272	1,610,981	160,179	24,287	28,763
Jan - Dec 23	1,676,032	128,797	129,062	1,933,891	1,528,222	111,069	102,951	1,742,242	147,810	17,728	26,111	191,649
Change	114,255	2,399	-6,973	109,681	126,624	8,958	-4,321	131,261	-12,369	-6,559	-2,652	-21,580
Change, %	7.3%	1.9%	-5.1%	6.0%	9.0%	8.8%	-4.0%	8.1%	-7.7%	-27.0%	-9.2%	-10.1%



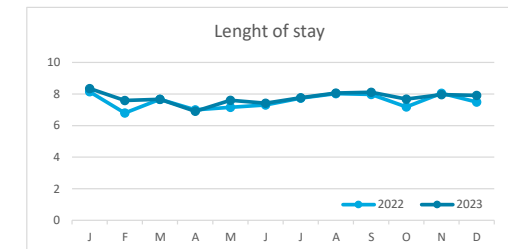
BEDNIGHTS

	TOTAL				Hotels				Apartments			
	Abroad	Mainland	Canary Islands	Total	Abroad	Mainland	Canary Islands	Total	Abroad	Mainland	Canary Islands	Total
	Jan - Dec 22	12,554,121	647,744	560,211	13,762,076	11,089,630	530,793	425,592	12,046,015	1,464,491	116,951	134,619
Jan - Dec 23	13,681,446	660,889	645,960	14,988,295	12,234,283	563,880	513,928	13,312,091	1,447,163	97,009	132,032	1,676,204
Change	1,127,325	13,145	85,749	1,226,219	1,144,653	33,087	88,336	1,266,076	-17,328	-19,942	-2,587	-39,857
Change, %	9.0%	2.0%	15.3%	8.9%	10.3%	6.2%	20.8%	10.5%	-1.2%	-17.1%	-1.9%	-2.3%

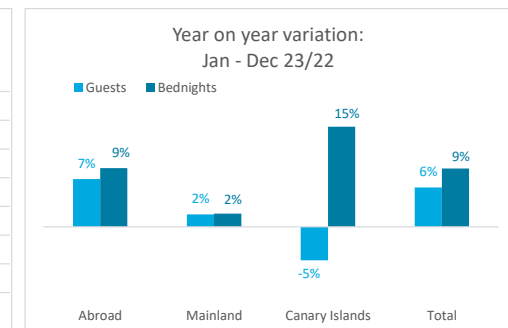
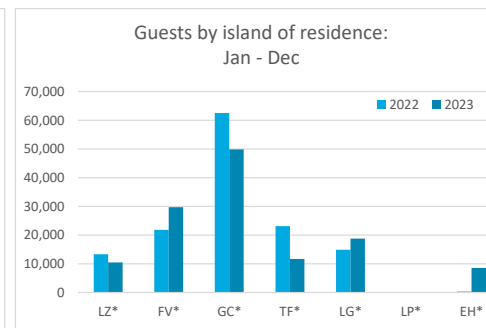
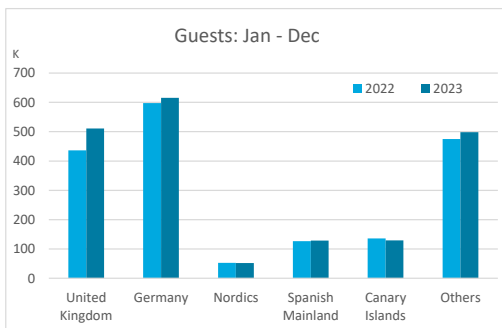


LENGHT OF STAY

	TOTAL				Hotels				Apartments			
	Abroad	Mainland	Canary Islands	Total	Abroad	Mainland	Canary Islands	Total	Abroad	Mainland	Canary Islands	Total
	Jan - Dec 22	8.0	5.1	4.1	7.5	7.9	5.2	4.0	7.5	9.1	4.8	4.7
Jan - Dec 23	8.2	5.1	5.0	7.8	8.0	5.1	5.0	7.6	9.8	5.5	5.1	8.7
Change	0.1	0.0	0.9	0.2	0.1	-0.1	1.0	0.2	0.6	0.7	0.4	0.7



GUESTS AND BEDNIGHTS BY PLACE OF RESIDENCE



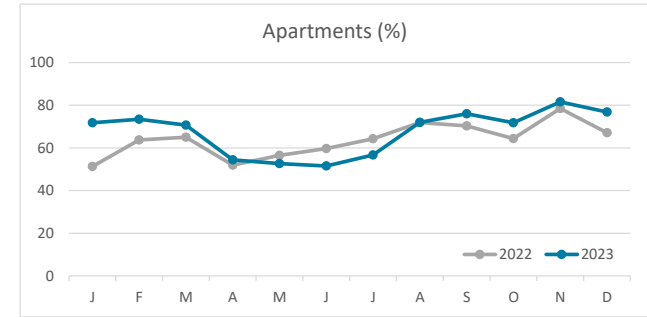
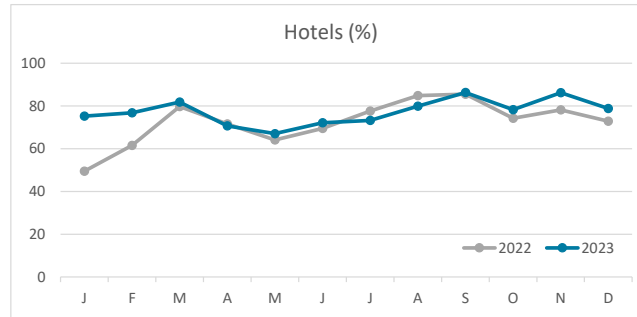
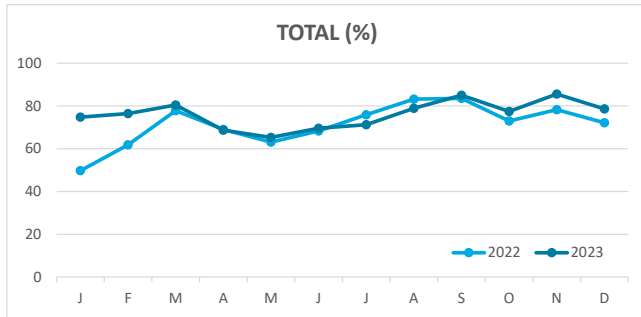
Note: LZ* (Lanzarote), FV* (Fuerteventura), GC* (Gran Canaria), TF* (Tenerife), LG* (La Gomera), LP* (La Palma) and EH* (El Hierro).

Main tourist accommodation indicators

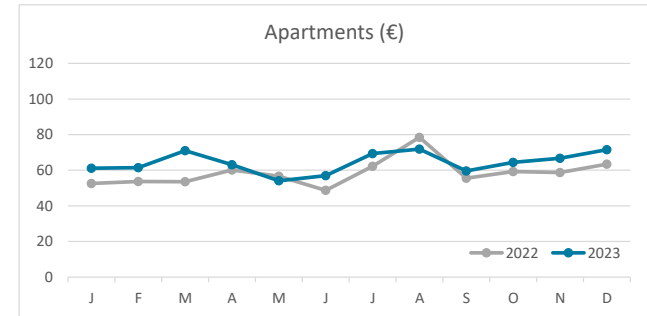
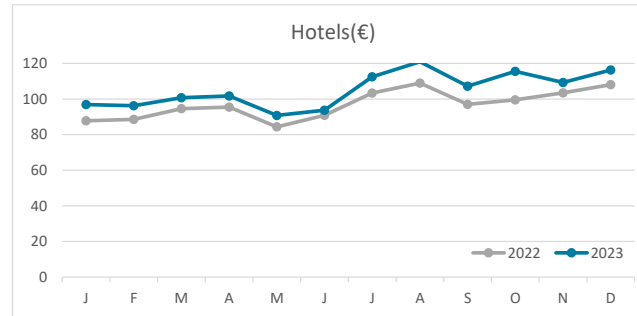
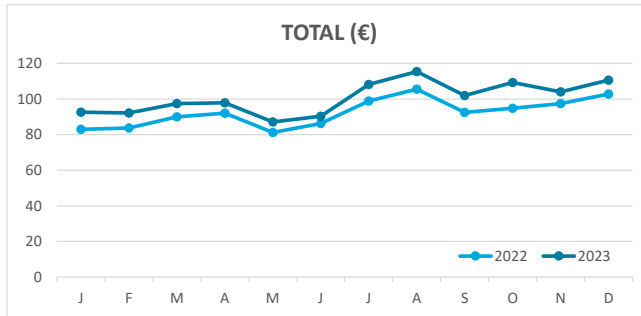
FUERTEVENTURA (January - December 2023)



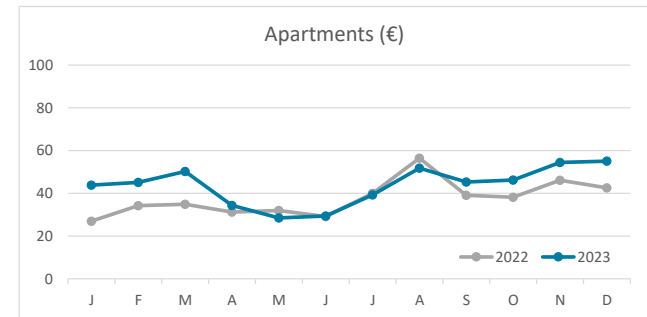
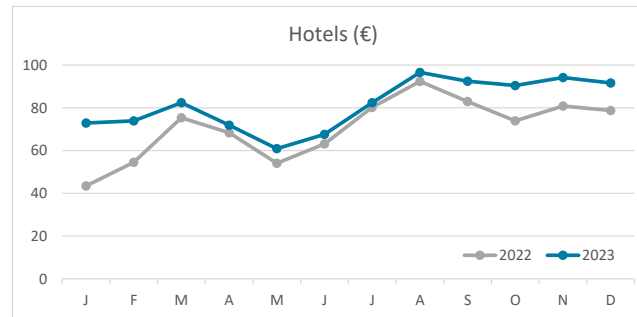
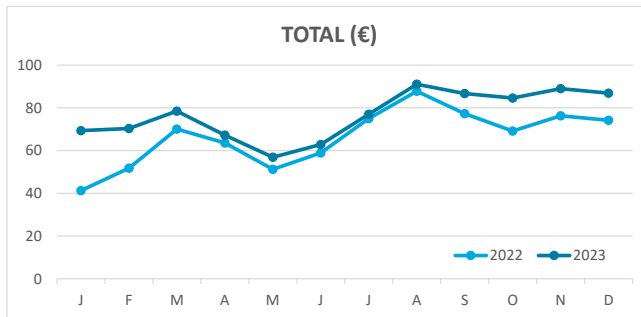
OCCUPANCY RATE PER ROOM / APARTMENT



ADR (Average Daily Rate)



REVPAR (Revenue Per Available Room)



Note: "Guests indicator" refers to number of guests checking in as new arrivals.
 Source: Encuestas de Alojamiento Turístico (ISTAC)