

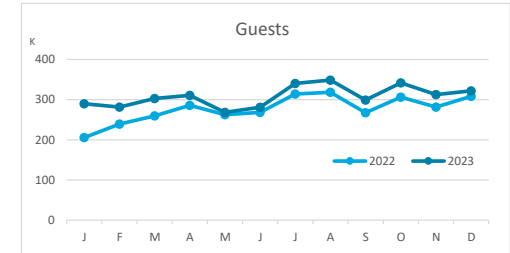
Main tourist accommodation indicators

GRAN CANARIA (January - December 2023)



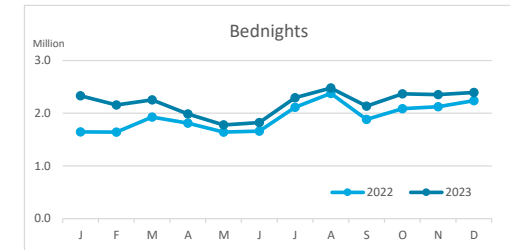
GUESTS BY ACCOMMODATION TYPE (*)

| | TOTAL | | | | Breakdown by accommodation type | | | | | | | | | | | |
|--------------|-----------|----------|----------------|------------------|---------------------------------|----------|----------------|------------------|------------|----------|----------------|----------------|---------|----------|----------------|----------------|
| | | | | | Hotels | | | | Apartments | | | | | | | |
| | Abroad | Mainland | Canary Islands | Total | Abroad | Mainland | Canary Islands | Total | Abroad | Mainland | Canary Islands | Total | Abroad | Mainland | Canary Islands | Total |
| Jan - Dec 22 | 2,439,822 | 366,962 | 509,752 | 3,316,536 | 1,907,224 | 332,264 | 352,280 | 2,591,768 | 532,598 | 34,698 | 157,472 | 724,768 | 660,695 | 42,771 | 178,175 | 881,641 |
| Jan - Dec 23 | 2,803,314 | 347,415 | 547,819 | 3,698,548 | 2,142,619 | 304,644 | 369,644 | 2,816,907 | 660,695 | 42,771 | 178,175 | 881,641 | 660,695 | 42,771 | 178,175 | 881,641 |
| Change | 363,492 | -19,547 | 38,067 | 382,012 | 235,395 | -27,620 | 17,364 | 225,139 | 128,097 | 8,073 | 20,703 | 156,873 | 128,097 | 8,073 | 20,703 | 156,873 |
| Change, % | 14.9% | -5.3% | 7.5% | 11.5% | 12.3% | -8.3% | 4.9% | 8.7% | 24.1% | 23.3% | 13.1% | 21.6% | 24.1% | 23.3% | 13.1% | 21.6% |



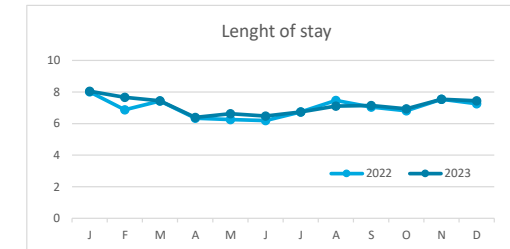
BEDNIGHTS

| | TOTAL | | | | Breakdown by accommodation type | | | | | | | | | | | |
|--------------|------------|-----------|----------------|-------------------|---------------------------------|-----------|----------------|-------------------|------------|----------|----------------|------------------|-----------|----------|----------------|------------------|
| | | | | | Hotels | | | | Apartments | | | | | | | |
| | Abroad | Mainland | Canary Islands | Total | Abroad | Mainland | Canary Islands | Total | Abroad | Mainland | Canary Islands | Total | Abroad | Mainland | Canary Islands | Total |
| Jan - Dec 22 | 19,770,920 | 1,594,196 | 1,792,837 | 23,157,953 | 14,543,030 | 1,410,531 | 1,057,355 | 17,010,916 | 5,227,890 | 183,665 | 735,482 | 6,147,037 | 6,523,074 | 224,058 | 816,919 | 7,564,051 |
| Jan - Dec 23 | 22,878,242 | 1,508,924 | 1,969,718 | 26,356,884 | 16,355,168 | 1,284,866 | 1,152,799 | 18,792,833 | 6,523,074 | 224,058 | 816,919 | 7,564,051 | 6,523,074 | 224,058 | 816,919 | 7,564,051 |
| Change | 3,107,322 | -85,272 | 176,881 | 3,198,931 | 1,812,138 | -125,665 | 95,444 | 1,781,917 | 1,295,184 | 40,393 | 81,437 | 1,417,014 | 1,295,184 | 40,393 | 81,437 | 1,417,014 |
| Change, % | 15.7% | -5.3% | 9.9% | 13.8% | 12.5% | -8.9% | 9.0% | 10.5% | 24.8% | 22.0% | 11.1% | 23.1% | 24.8% | 22.0% | 11.1% | 23.1% |

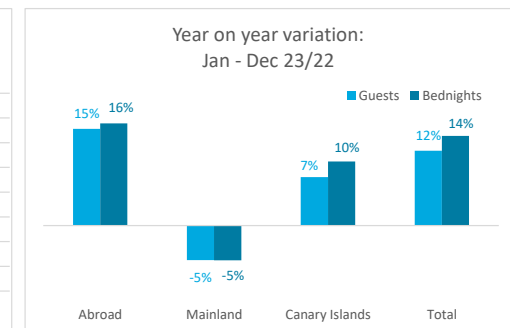
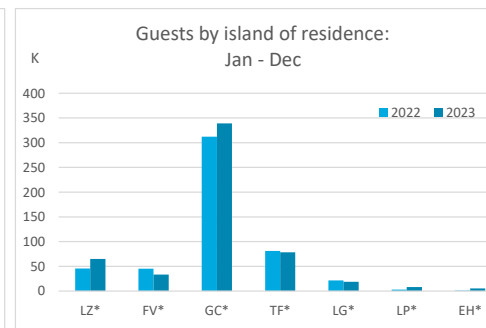
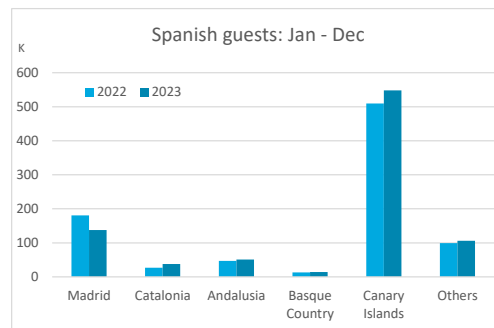
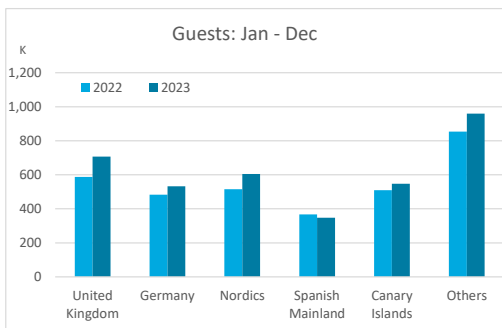


LENGHT OF STAY

| | TOTAL | | | | Breakdown by accommodation type | | | | | | | | | | | |
|--------------|--------|----------|----------------|------------|---------------------------------|----------|----------------|------------|------------|----------|----------------|------------|--------|----------|----------------|------------|
| | | | | | Hotels | | | | Apartments | | | | | | | |
| | Abroad | Mainland | Canary Islands | Total | Abroad | Mainland | Canary Islands | Total | Abroad | Mainland | Canary Islands | Total | Abroad | Mainland | Canary Islands | Total |
| Jan - Dec 22 | 8.1 | 4.3 | 3.5 | 7.0 | 7.6 | 4.2 | 3.0 | 6.6 | 9.8 | 5.3 | 4.7 | 8.5 | 9.8 | 5.3 | 4.7 | 8.5 |
| Jan - Dec 23 | 8.2 | 4.3 | 3.6 | 7.1 | 7.6 | 4.2 | 3.1 | 6.7 | 9.9 | 5.2 | 4.6 | 8.6 | 9.9 | 5.2 | 4.6 | 8.6 |
| Change | 0.1 | 0.0 | 0.1 | 0.1 | 0.0 | 0.0 | 0.1 | 0.1 | 0.1 | -0.1 | -0.1 | 0.1 | 0.1 | -0.1 | -0.1 | 0.1 |



GUESTS AND BEDNIGHTS BY PLACE OF RESIDENCE

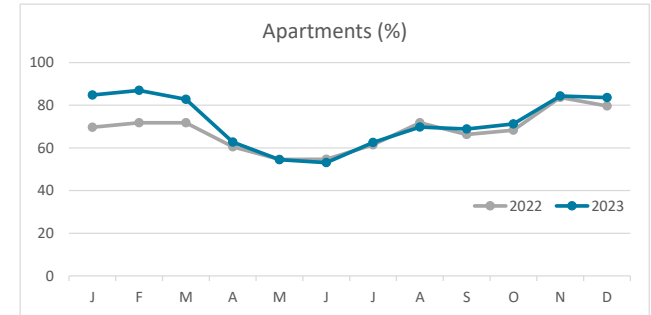
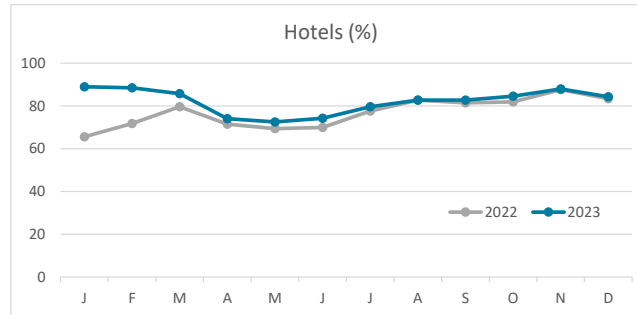
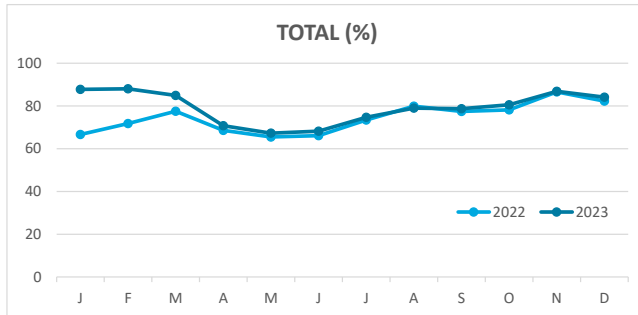


Note: LZ* (Lanzarote), FV* (Fuerteventura), GC* (Gran Canaria), TF* (Tenerife), LG* (La Gomera), LP* (La Palma) and EH* (El Hierro).

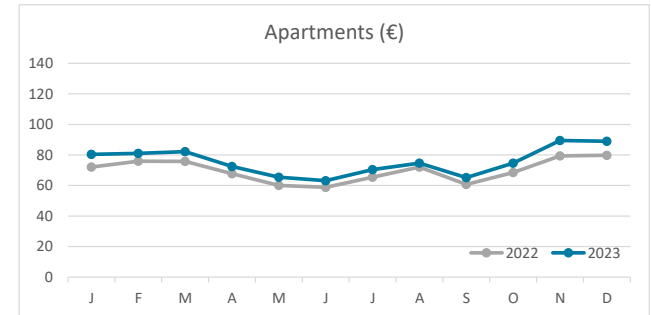
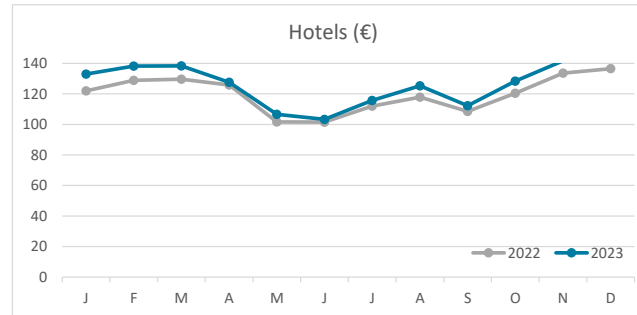
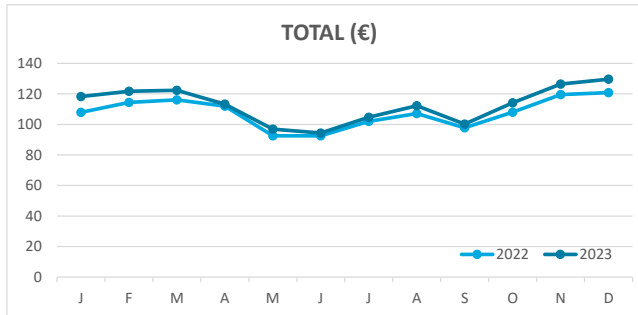
Main tourist accommodation indicators GRAN CANARIA (January - December 2023)



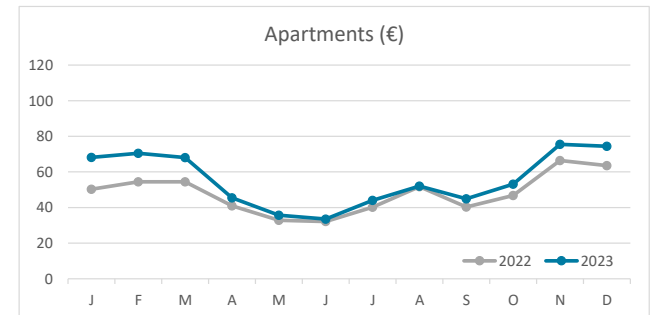
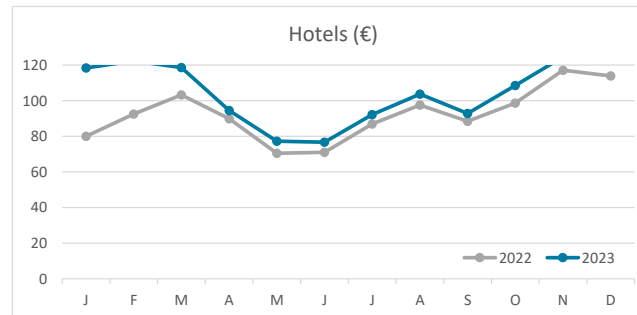
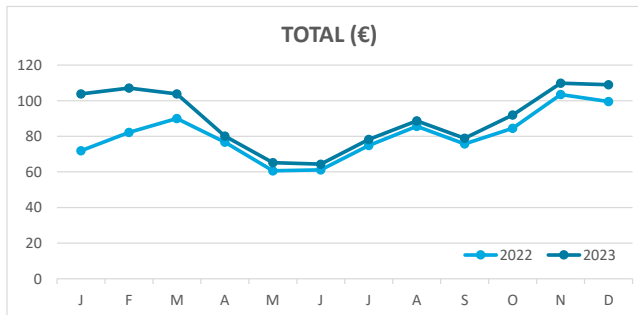
OCCUPANCY RATE PER ROOM / APARTMENT



ADR (Average Daily Rate)



REVPAR (Revenue Per Available Room)



Note: "Guests indicator" refers to number of guests checking in as new arrivals.
Source: Encuestas de Alojamiento Turístico (ISTAC)