


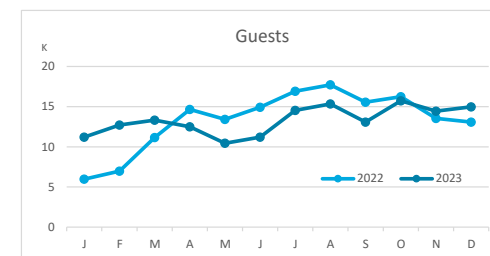
# Main tourist accommodation indicators

## LA PALMA (January - December 2023)



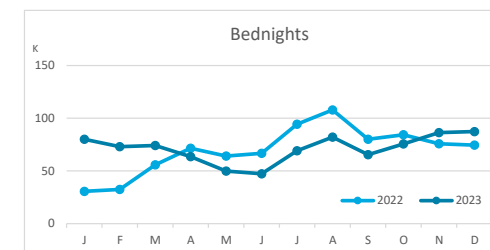
### GUESTS BY ACCOMMODATION TYPE (\*)

|              | TOTAL        |          |                |                | Hotels         |          |                |                | Apartments     |          |                |               |
|--------------|--------------|----------|----------------|----------------|----------------|----------|----------------|----------------|----------------|----------|----------------|---------------|
|              | Abroad       | Mainland | Canary Islands | Total          | Abroad         | Mainland | Canary Islands | Total          | Abroad         | Mainland | Canary Islands | Total         |
|              | Jan - Dec 22 | 64,133   | 59,366         | 36,642         | <b>160,141</b> | 43,792   | 46,170         | 20,338         | <b>110,300</b> | 20,341   | 13,196         | 16,304        |
| Jan - Dec 23 | 74,567       | 48,539   | 36,364         | <b>159,470</b> | 54,199         | 42,475   | 21,034         | <b>117,708</b> | 20,368         | 6,064    | 15,330         | <b>41,762</b> |
| Change       | 10,434       | -10,827  | -278           | <b>-671</b>    | 10,407         | -3,695   | 696            | <b>7,408</b>   | 27             | -7,132   | -974           | <b>-8,079</b> |
| Change, %    | 16.3%        | -18.2%   | -0.8%          | <b>-0.4%</b>   | 23.8%          | -8.0%    | 3.4%           | <b>6.7%</b>    | 0.1%           | -54.0%   | -6.0%          | <b>-16.2%</b> |



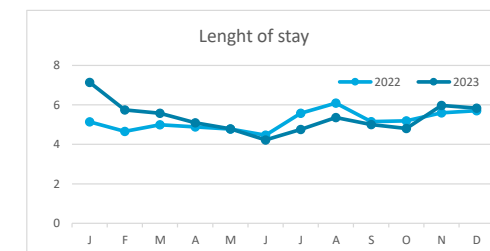
### BEDNIGHTS

|              | TOTAL        |          |                |                | Hotels         |          |                |                | Apartments     |          |                |                |
|--------------|--------------|----------|----------------|----------------|----------------|----------|----------------|----------------|----------------|----------|----------------|----------------|
|              | Abroad       | Mainland | Canary Islands | Total          | Abroad         | Mainland | Canary Islands | Total          | Abroad         | Mainland | Canary Islands | Total          |
|              | Jan - Dec 22 | 443,204  | 257,516        | 137,585        | <b>838,305</b> | 285,577  | 190,904        | 74,158         | <b>550,639</b> | 157,627  | 66,612         | 63,427         |
| Jan - Dec 23 | 531,447      | 201,834  | 120,818        | <b>854,099</b> | 348,595        | 166,981  | 63,730         | <b>579,306</b> | 182,852        | 34,853   | 57,088         | <b>274,793</b> |
| Change       | 88,243       | -55,682  | -16,767        | <b>15,794</b>  | 63,018         | -23,923  | -10,428        | <b>28,667</b>  | 25,225         | -31,759  | -6,339         | <b>-12,873</b> |
| Change, %    | 19.9%        | -21.6%   | -12.2%         | <b>1.9%</b>    | 22.1%          | -12.5%   | -14.1%         | <b>5.2%</b>    | 16.0%          | -47.7%   | -10.0%         | <b>-4.5%</b>   |

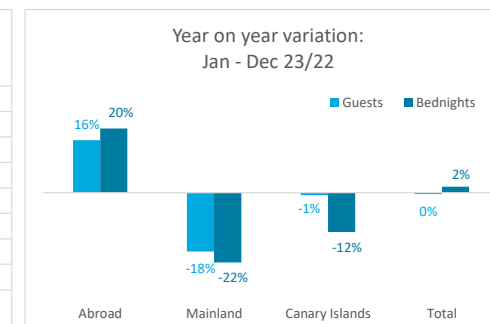
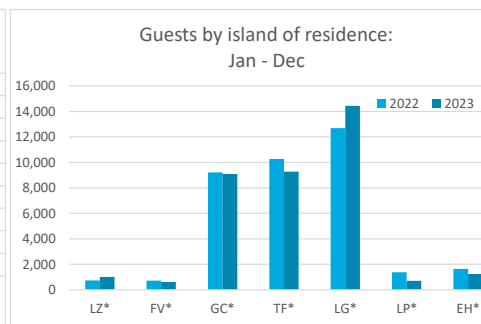
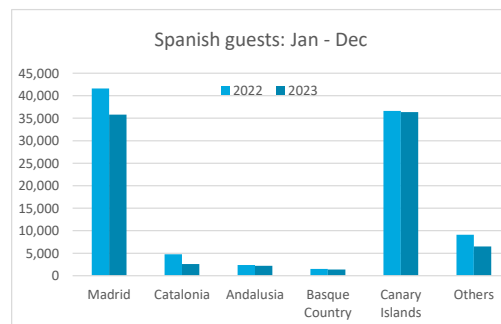
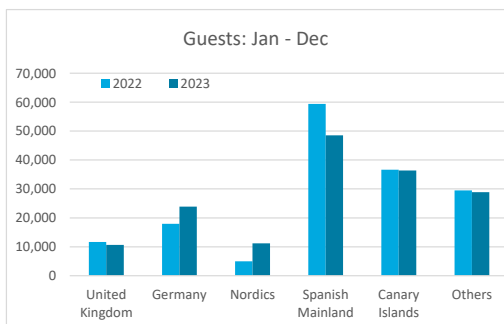


### LENGHT OF STAY

|              | TOTAL        |          |                |            | Hotels     |          |                |             | Apartments |          |                |            |
|--------------|--------------|----------|----------------|------------|------------|----------|----------------|-------------|------------|----------|----------------|------------|
|              | Abroad       | Mainland | Canary Islands | Total      | Abroad     | Mainland | Canary Islands | Total       | Abroad     | Mainland | Canary Islands | Total      |
|              | Jan - Dec 22 | 6.9      | 4.3            | 3.8        | <b>5.2</b> | 6.5      | 4.1            | 3.6         | <b>5.0</b> | 7.7      | 5.0            | 3.9        |
| Jan - Dec 23 | 7.1          | 4.2      | 3.3            | <b>5.4</b> | 6.4        | 3.9      | 3.0            | <b>4.9</b>  | 9.0        | 5.7      | 3.7            | <b>6.6</b> |
| Change       | 0.2          | -0.2     | -0.4           | <b>0.1</b> | -0.1       | -0.2     | -0.6           | <b>-0.1</b> | 1.2        | 0.7      | -0.2           | <b>0.8</b> |



### GUESTS AND BEDNIGHTS BY PLACE OF RESIDENCE



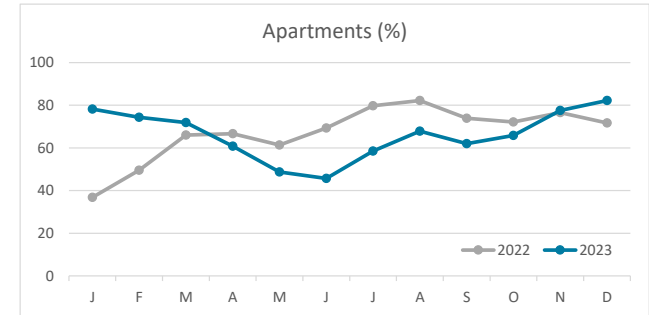
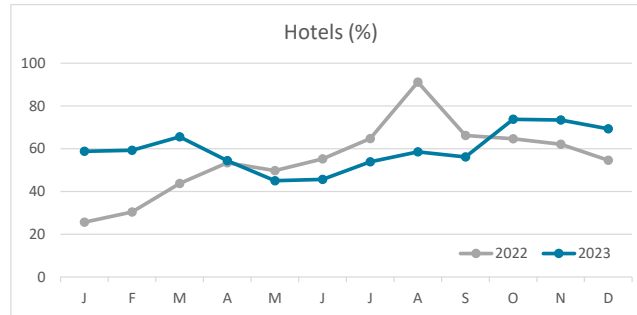
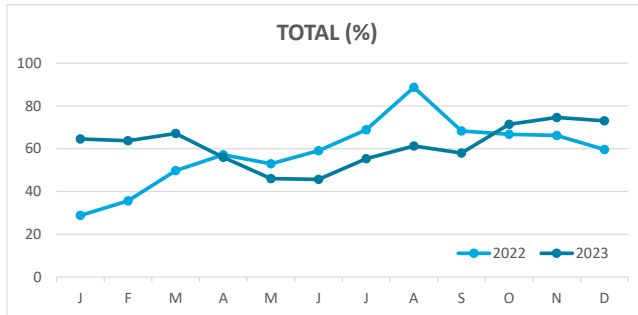
Note: LZ\* (Lanzarote), FV\* (Fuerteventura), GC\* (Gran Canaria), TF\* (Tenerife), LG\* (La Gomera), LP\* (La Palma) and EH\* (El Hierro).

# Main tourist accommodation indicators

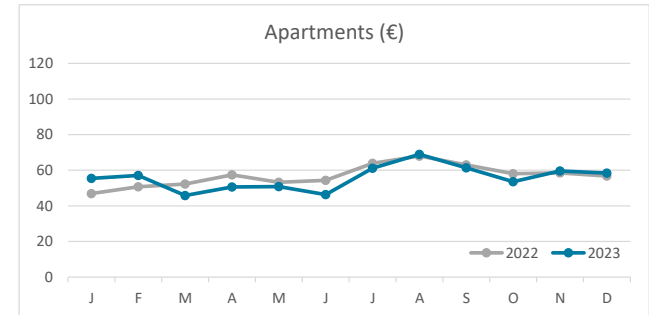
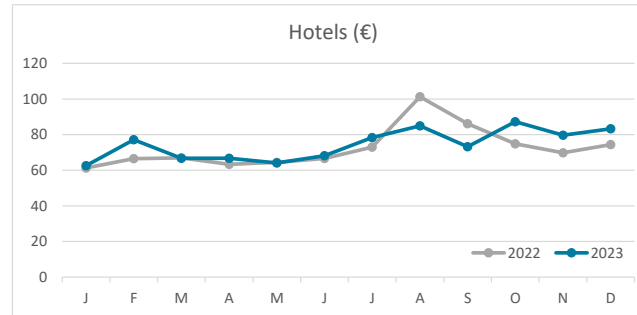
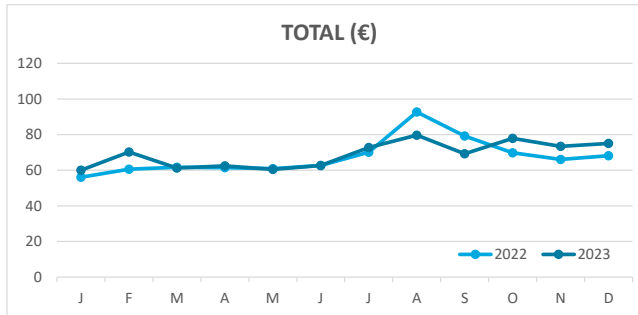
## LA PALMA (January - December 2023)



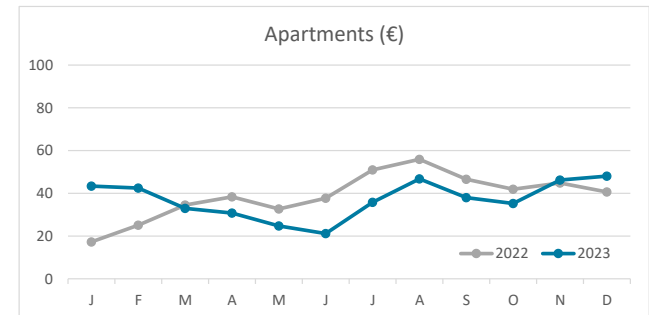
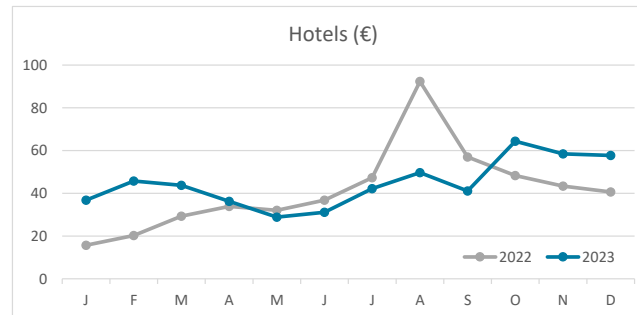
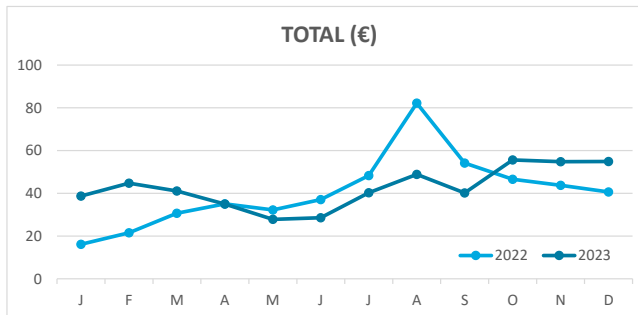
### OCCUPANCY RATE PER ROOM / APARTMENT



### ADR (Average Daily Rate)



### REVPAR (Revenue Per Available Room)



Note: "Guests indicator" refers to number of guests checking in as new arrivals.  
 Source: Encuestas de Alojamiento Turístico (ISTAC)