

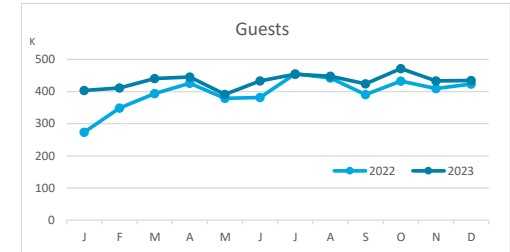
# Main tourist accommodation indicators

## TENERIFE (January - December 2023)



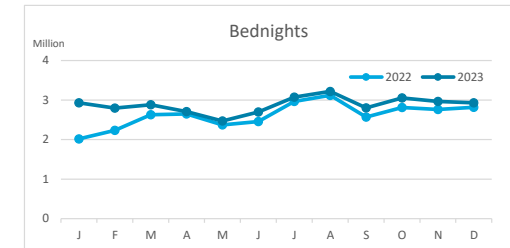
### GUESTS BY ACCOMMODATION TYPE (\*)

	Breakdown by accommodation type											
	TOTAL				Hotels				Apartments			
	Abroad	Mainland	Canary Islands	Total	Abroad	Mainland	Canary Islands	Total	Abroad	Mainland	Canary Islands	Total
Jan - Dec 22	3,740,902	593,573	423,208	<b>4,757,683</b>	2,914,803	529,201	332,869	<b>3,776,873</b>	826,099	64,372	90,339	<b>980,810</b>
Jan - Dec 23	4,145,792	613,591	431,639	<b>5,191,022</b>	3,205,517	542,338	342,918	<b>4,090,773</b>	940,275	71,253	88,721	<b>1,100,249</b>
Change	404,890	20,018	8,431	<b>433,339</b>	290,714	13,137	10,049	<b>313,900</b>	114,176	6,881	-1,618	<b>119,439</b>
Change, %	10.8%	3.4%	2.0%	<b>9.1%</b>	10.0%	2.5%	3.0%	<b>8.3%</b>	13.8%	10.7%	-1.8%	<b>12.2%</b>



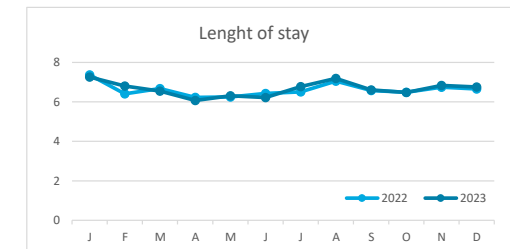
### BEDNIGHTS

	Breakdown by accommodation type											
	TOTAL				Hotels				Apartments			
	Abroad	Mainland	Canary Islands	Total	Abroad	Mainland	Canary Islands	Total	Abroad	Mainland	Canary Islands	Total
Jan - Dec 22	27,251,669	2,939,600	1,214,668	<b>31,405,937</b>	20,689,053	2,595,705	902,216	<b>24,186,974</b>	6,562,616	343,895	312,452	<b>7,218,963</b>
Jan - Dec 23	30,265,785	2,946,165	1,323,448	<b>34,535,398</b>	22,699,315	2,584,541	979,921	<b>26,263,777</b>	7,566,470	361,624	343,527	<b>8,271,621</b>
Change	3,014,116	6,565	108,780	<b>3,129,461</b>	2,010,262	-11,164	77,705	<b>2,076,803</b>	1,003,854	17,729	31,075	<b>1,052,658</b>
Change, %	11.1%	0.2%	9.0%	<b>10.0%</b>	9.7%	-0.4%	8.6%	<b>8.6%</b>	15.3%	5.2%	9.9%	<b>14.6%</b>

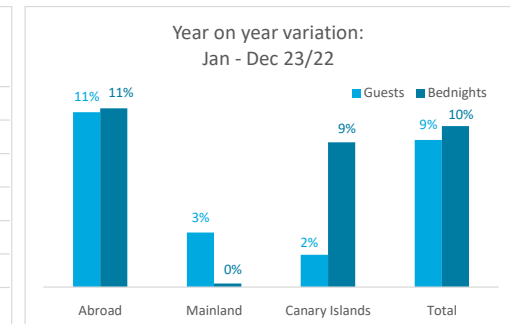
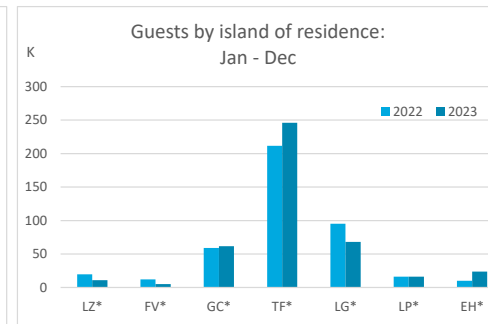
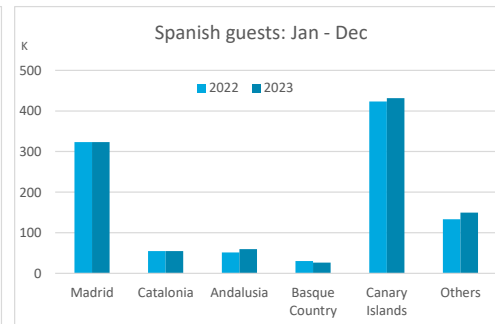
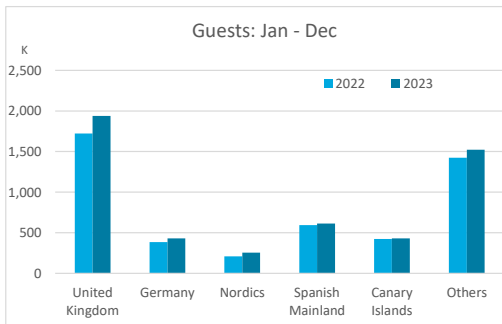


### LENGHT OF STAY

	Breakdown by accommodation type											
	TOTAL				Hotels				Apartments			
	Abroad	Mainland	Canary Islands	Total	Abroad	Mainland	Canary Islands	Total	Abroad	Mainland	Canary Islands	Total
Jan - Dec 22	7.3	5.0	2.9	<b>6.6</b>	7.1	4.9	2.7	<b>6.4</b>	7.9	5.3	3.5	<b>7.4</b>
Jan - Dec 23	7.3	4.8	3.1	<b>6.7</b>	7.1	4.8	2.9	<b>6.4</b>	8.0	5.1	3.9	<b>7.5</b>
Change	0.0	-0.2	0.2	<b>0.1</b>	0.0	-0.1	0.1	<b>0.0</b>	0.1	-0.3	0.4	<b>0.2</b>



### GUESTS AND BEDNIGHTS BY PLACE OF RESIDENCE



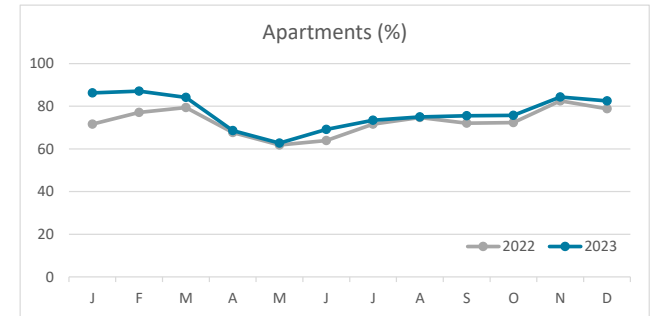
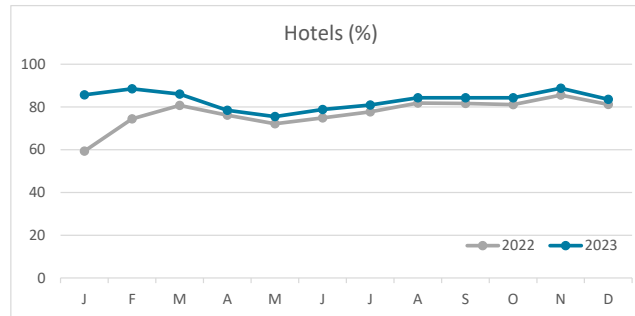
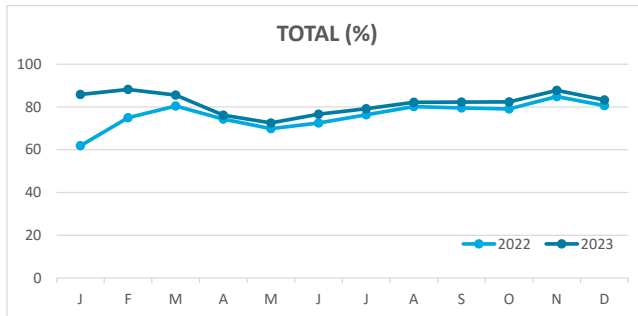
Note: LZ\* (Lanzarote), FV\* (Fuerteventura), GC\* (Gran Canaria), TF\* (Tenerife), LG\* (La Gomera), LP\* (La Palma) and EH\* (El Hierro).

# Main tourist accommodation indicators

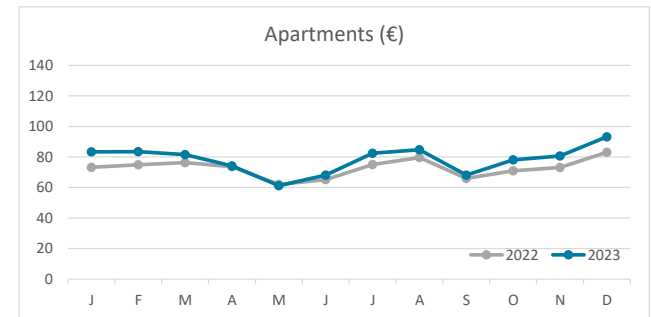
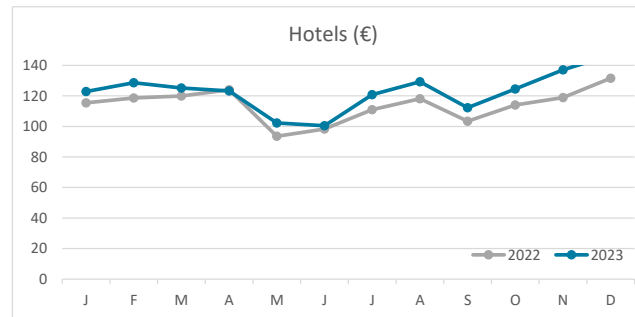
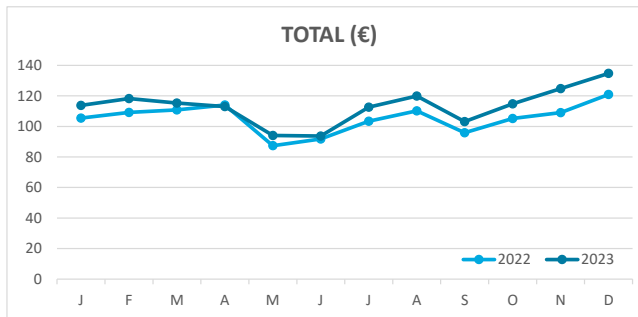
## TENERIFE (January - December 2023)



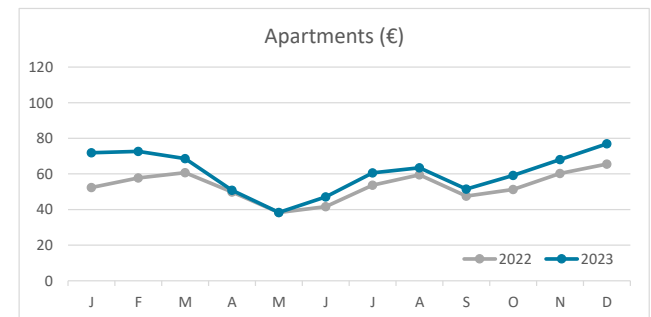
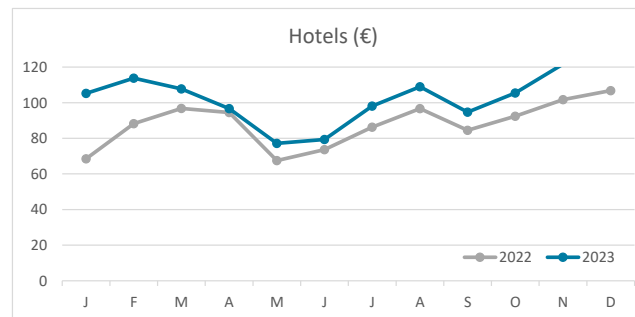
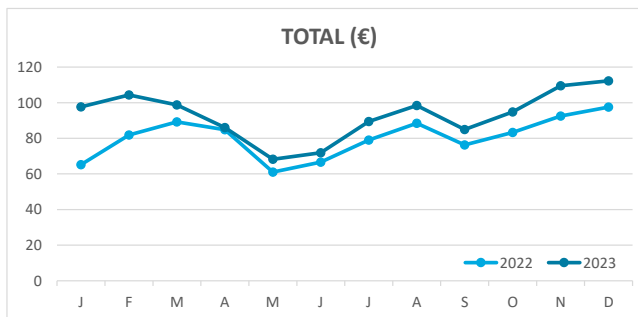
### OCCUPANCY RATE PER ROOM / APARTMENT



### ADR (Average Daily Rate)



### REVPAR (Revenue Per Available Room)



Note: "Guests indicator" refers to number of guests checking in as new arrivals.  
 Source: Encuestas de Alojamiento Turístico (ISTAC)