
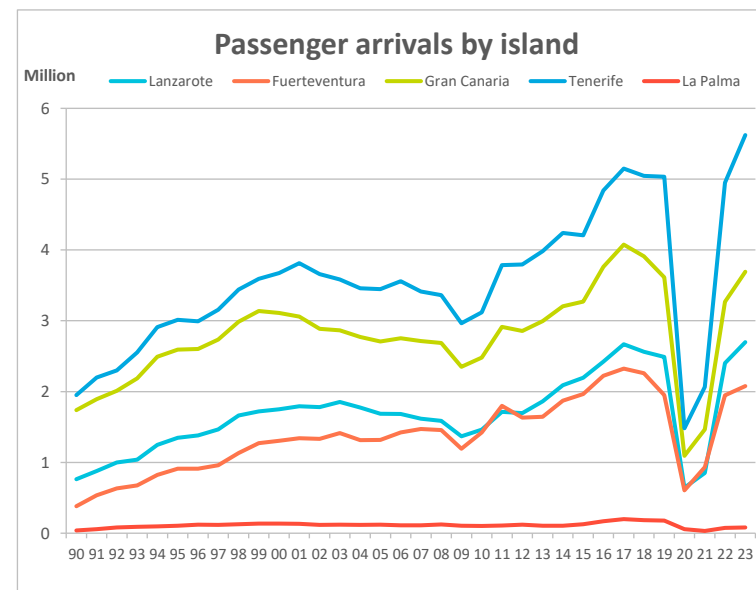
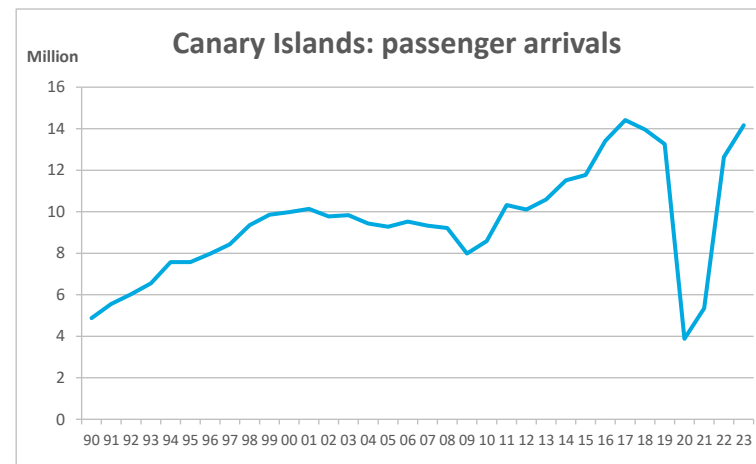


Historical data: 1990 - 2023



Year	LANZAROTE	FUERTEVENTURA	GRAN CANARIA	TENERIFE	LA PALMA	CANARY ISLANDS
1990	763,936	380,951	1,736,908	1,950,897	40,157	4,872,849
1991	878,248	536,573	1,891,526	2,197,333	56,467	5,560,147
1992	998,094	632,006	2,009,740	2,298,327	80,994	6,019,161
1993	1,039,550	675,825	2,186,288	2,554,227	89,506	6,545,396
1994	1,247,699	822,742	2,491,917	2,909,786	96,952	7,569,096
1995	1,348,700	912,087	2,592,007	3,012,568	106,566	7,569,096
1996	1,381,195	911,201	2,602,220	2,993,084	119,418	7,971,928
1997	1,466,570	958,975	2,733,978	3,157,343	117,007	8,433,873
1998	1,662,427	1,131,983	2,987,098	3,440,551	127,093	9,349,152
1999	1,719,949	1,272,648	3,136,262	3,591,020	135,376	9,855,255
2000	1,750,507	1,305,874	3,109,066	3,675,206	135,324	9,975,977
2001	1,791,722	1,341,319	3,058,759	3,811,990	133,412	10,137,202
2002	1,781,374	1,332,012	2,886,791	3,659,397	118,929	9,778,503
2003	1,853,085	1,414,108	2,865,475	3,582,195	121,922	9,836,785
2004	1,774,714	1,314,039	2,770,607	3,459,745	116,134	9,435,312
2005	1,688,228	1,318,605	2,708,345	3,445,773	120,048	9,281,001
2006	1,682,716	1,423,570	2,753,596	3,559,666	111,328	9,530,882
2007	1,618,335	1,472,468	2,714,889	3,412,138	110,398	9,328,232
2008	1,587,140	1,457,279	2,685,298	3,363,254	123,958	9,217,024
2009	1,367,483	1,193,829	2,349,533	2,965,012	106,567	7,982,430
2010	1,461,455	1,424,482	2,481,464	3,118,709	103,507	8,589,623
2011	1,714,933	1,797,653	2,913,449	3,784,700	107,635	10,318,387
2012	1,696,532	1,632,982	2,855,447	3,794,493	121,884	10,101,340
2013	1,862,354	1,645,608	2,994,608	3,984,433	104,953	10,591,956
2014	2,090,336	1,870,591	3,203,929	4,240,423	106,169	11,511,450
2015	2,195,152	1,966,634	3,271,941	4,207,310	125,958	11,766,995
2016	2,421,888	2,223,301	3,762,688	4,839,905	167,838	13,415,620
2017	2,667,390	2,324,388	4,075,612	5,148,742	198,938	14,415,070
2018	2,561,709	2,258,673	3,911,338	5,045,381	182,843	13,959,954
2019	2,488,520	1,950,950	3,612,358	5,032,809	176,891	13,261,534
2020	642,423	604,542	1,092,817	1,481,810	58,178	3,879,770
2021	851,378	932,635	1,465,219	2,065,481	31,764	5,346,479
2022	2,400,393	1,945,812	3,268,835	4,948,491	75,184	12,638,719
2023	2,698,138	2,076,418	3,692,377	5,622,407	81,422	14,170,762

Source: AENA



Historical data: passenger arrivals on non-stop flights

CANARY ISLANDS (1992 - 2023)



Year	United Kingdom	Germany	Netherlands	Sweden	Denmark	Finland	Norway	Ireland	Belgium	Italy	Austria	France	Switzerland	Czech Republic	Russia	Poland	Portugal	Luxembourg	Intl.	Spanish Mainland	TOTAL
1992	1,885,421	2,029,745	291,128	274,946	113,222	208,833	124,855	64,321	188,228	202,158	123,890	180,644	193,152	18,647	3,299	0	0	0	6,019,161	--	--
1993	2,272,067	2,237,086	283,584	226,146	107,361	140,350	141,617	76,864	193,184	210,021	116,218	173,254	187,131	9,955	865	0	0	0	6,545,396	--	--
1994	2,736,487	2,557,119	344,923	261,092	131,979	129,374	175,538	92,012	199,253	231,899	133,932	200,142	189,958	5,286	1,367	0	0	0	7,569,096	--	--
1995	2,736,487	2,557,119	344,923	261,092	131,979	129,374	175,538	92,012	199,253	231,899	133,932	200,142	189,958	5,286	1,367	0	0	0	7,569,096	--	--
1996	2,725,553	2,752,696	329,770	291,858	152,138	158,964	189,414	103,783	196,743	218,045	162,626	253,836	200,543	25,028	1,217	0	0	0	7,971,928	--	--
1997	2,794,267	2,766,293	383,423	399,740	214,299	230,128	239,848	130,117	217,035	172,979	166,743	195,491	214,472	51,787	48,364	17,842	0	0	8,433,873	--	--
1998	3,296,080	2,865,372	454,938	436,730	237,275	240,754	271,815	166,102	236,715	180,607	159,472	195,980	243,185	72,180	46,672	26,692	0	0	9,349,152	--	--
1999	3,519,406	3,034,260	517,422	464,999	250,653	240,908	270,276	224,386	250,330	184,032	157,552	195,146	207,881	74,798	27,073	25,442	0	0	9,855,255	--	--
2000	3,713,980	2,920,164	516,394	535,528	251,519	239,248	295,310	305,759	230,560	161,328	140,447	164,103	187,466	69,661	29,287	25,440	0	0	9,975,977	--	--
2001	3,943,306	2,906,576	511,515	506,394	253,598	226,234	306,067	346,434	237,618	163,422	123,322	145,766	162,086	63,862	34,067	25,001	40,584	45,861	10,137,202	--	--
2002	3,958,135	2,692,911	492,046	458,519	227,221	209,300	287,003	371,783	223,983	173,740	121,769	139,925	133,578	62,015	28,849	21,436	39,300	49,049	9,778,503	--	--
2003	4,060,434	2,743,993	480,829	357,650	208,820	213,495	285,418	390,069	235,895	183,280	127,252	143,198	113,259	58,247	31,439	17,207	50,512	46,884	9,836,785	2,854,863	12,691,648
2004	3,880,892	2,539,736	441,368	351,321	228,550	224,860	299,026	407,160	221,902	179,274	140,161	118,312	98,865	47,133	42,980	18,796	52,955	47,384	9,435,312	3,231,333	12,666,645
2005	3,633,002	2,584,646	429,462	349,933	246,683	239,218	321,553	413,639	220,808	207,623	123,491	119,175	72,770	44,201	35,276	18,699	65,156	46,215	9,281,001	3,492,915	12,773,916
2006	3,642,894	2,657,786	439,692	333,802	271,433	248,393	324,349	415,742	242,203	233,852	121,466	109,267	119,180	47,770	39,999	23,369	61,967	45,689	9,530,882	3,646,439	13,177,321
2007	3,476,319	2,574,765	411,665	356,949	277,282	234,032	329,954	473,398	245,575	218,624	108,449	100,258	149,927	45,494	42,420	40,699	57,803	44,386	9,328,232	3,907,636	13,235,868
2008	3,356,966	2,501,070	388,188	375,253	274,119	235,748	373,869	492,700	247,602	176,917	103,543	88,732	191,998	45,102	50,166	67,860	60,391	45,760	9,217,024	3,872,326	13,089,350
2009	2,832,371	2,230,096	333,161	345,547	251,221	227,200	348,182	371,911	249,269	118,419	87,044	74,465	160,195	39,048	39,673	68,240	50,591	33,922	7,982,430	3,502,286	11,484,716
2010	3,192,189	2,323,438	324,911	343,436	257,232	209,352	360,515	345,710	317,059	163,478	87,021	102,825	165,871	31,454	45,517	80,726	78,986	38,321	8,589,623	3,624,334	12,213,957
2011	3,625,985	2,720,157	410,254	443,234	321,315	267,251	437,404	405,201	354,655	298,086	107,005	197,149	212,061	36,133	69,129	147,380	63,325	48,299	10,318,387	3,586,771	13,905,158
2012	3,511,212	2,642,457	423,420	450,769	321,956	263,595	458,877	378,260	354,625	237,488	110,064	208,065	228,296	30,968	90,470	151,885	53,524	44,274	10,101,340	3,139,370	13,240,710
2013	3,670,860	2,597,219	444,690	539,613	331,987	276,694	529,974	412,394	371,983	245,508	104,093	250,536	239,967	30,982	152,055	152,302	45,673	48,158	10,591,956	2,952,887	13,544,843
2014	4,106,050	2,906,201	426,561	544,241	328,987	280,415	507,529	421,808	372,478	301,012	97,409	357,597	269,183	31,669	135,723	181,301	50,326	47,746	11,511,450	2,986,673	14,498,123
2015	4,279,392	2,869,019	454,127	520,091	326,217	238,329	442,433	458,675	402,176	382,971	89,584	428,508	283,689	37,157	63,529	241,633	54,448	49,024	11,766,995	3,187,482	14,954,477
2016	5,058,008	3,163,519	584,798	546,825	352,145	248,129	443,892	497,011	437,551	472,622	86,786	450,497	318,225	48,766	75,401	326,936	57,005	51,718	13,415,620	3,632,050	17,047,670
2017	5,536,418	3,250,904	645,541	585,881	384,152	266,817	468,335	532,053	453,426	540,294	94,789	454,805	333,636	49,594	67,625	369,889	86,885	52,853	14,415,070	3,793,714	18,208,784
2018	5,217,312	3,221,162	618,689	539,675	362,415	277,506	444,466	556,051	441,361	510,834	89,755	439,872	339,450	51,261	70,813	352,026	99,179	53,872	13,959,954	4,127,176	18,087,130
2019	5,139,017	2,761,621	594,075	483,349	347,470	265,079	435,159	585,456	434,564	476,554	118,434	455,590	313,083	51,890	89,098	271,576	133,240	53,095	13,261,534	4,492,790	17,754,324
2020	1,241,736	964,113	167,000	173,965	122,914	103,089	134,866	126,524	176,329	139,705	40,152	141,588	99,760	18,548	11,006	97,346	30,432	22,871	3,879,770	1,824,156	5,703,926
2021	1,347,083	1,417,578	323,348	137,080	151,564	61,638	86,933	182,332	249,839	328,517	58,720	325,641	173,541	56,654	2,548	184,455	67,032	46,402	5,346,479	2,976,258	8,322,737
2022	5,079,816	2,397,527	641,951	265,349	345,739	165,289	293,218	551,340	405,661	648,368	149,876	570,526	262,946	78,743	781	271,051	135,573	63,756	12,638,719	4,683,172	17,321,891
2023	5,747,725	2,666,109	627,390	334,265	344,277	198,010	370,688	684,497	422,296	663,758	164,591	609,688	304,672	86,368	0	339,133	129,486	78,807	14,170,762	5,131,906	19,302,668

Source: AENA

Historical data: passenger arrivals on non-stop flights

LANZAROTE (1992 - 2023)



Year	United Kingdom	Germany	Netherlands	Sweden	Denmark	Finland	Norway	Ireland	Belgium	Italy	Austria	France	Switzerland	Czech Republic	Russia	Poland	Portugal	Luxembourg	Intl.	Spanish Mainland	TOTAL
1992	345,725	349,700	40,623	41,750	11,133	45,130	26,033	7,889	18,373	28,520	13,321	28,938	33,252	648	0	0	0	0	998,094	--	--
1993	420,203	379,490	37,759	31,298	12,534	20,218	26,565	8,680	14,522	19,075	9,465	23,861	26,555	1,333	0	0	0	0	1,039,550	--	--
1994	542,257	431,618	49,331	27,346	15,879	15,094	30,758	15,530	18,888	21,492	10,258	23,329	32,603	1,961	0	0	0	0	1,247,699	--	--
1995	568,809	486,258	46,242	25,939	17,050	18,358	30,653	23,287	18,588	24,028	14,399	24,915	36,737	4,267	0	0	0	0	1,348,700	--	--
1996	550,334	501,746	45,557	35,093	21,494	25,655	36,513	31,837	18,993	19,602	19,857	22,352	35,911	576	970	0	0	0	1,381,195	--	--
1997	599,404	493,486	54,357	38,652	23,803	31,383	40,296	48,573	18,960	19,445	18,138	23,675	38,232	7,375	1,227	166	0	0	1,466,570	--	--
1998	731,546	503,845	68,529	41,737	29,874	30,630	50,759	57,818	25,266	20,388	17,863	23,693	40,793	8,908	0	825	0	0	1,662,427	--	--
1999	745,176	516,470	77,135	43,394	29,659	26,824	55,713	80,758	26,662	17,645	17,495	24,578	36,854	11,171	0	284	0	0	1,719,949	--	--
2000	787,889	474,758	76,675	53,084	33,595	31,611	55,487	109,928	22,618	16,942	17,619	12,536	34,298	11,362	0	42	0	0	1,750,507	--	--
2001	850,174	465,423	73,844	44,151	32,791	24,584	48,212	134,311	23,914	14,417	17,167	8,511	30,832	12,944	0	0	1,741	8,436	1,791,722	--	--
2002	875,346	433,732	67,986	39,871	27,643	20,542	48,006	156,908	23,265	20,855	13,507	9,887	22,156	10,315	0	0	2,232	8,210	1,781,374	--	--
2003	926,284	436,709	71,772	37,603	26,159	23,542	39,283	177,596	25,893	23,601	14,496	10,021	20,605	5,650	0	951	4,462	7,760	1,853,085	368,937	2,222,022
2004	915,800	384,687	61,008	36,873	28,096	23,681	35,714	194,803	22,683	16,898	13,319	7,101	15,811	4,388	0	0	5,474	7,468	1,774,714	467,549	2,242,263
2005	862,330	356,615	54,988	34,560	32,555	21,440	39,117	193,936	19,416	20,964	10,992	6,485	10,360	4,157	0	282	6,558	8,345	1,688,228	527,668	2,215,896
2006	859,881	336,839	57,007	30,319	36,435	22,994	38,897	198,613	20,555	21,631	12,874	2,467	19,690	4,929	0	413	6,006	8,124	1,682,716	580,299	2,263,015
2007	814,283	313,680	54,383	34,749	30,682	18,530	33,179	210,428	21,127	18,227	10,272	1,858	23,696	3,998	0	9,902	5,986	7,634	1,618,335	640,267	2,258,602
2008	823,131	278,117	48,495	37,871	30,701	19,876	36,932	210,088	21,020	13,233	9,943	944	26,868	3,473	401	9,274	5,133	8,020	1,587,140	600,168	2,187,308
2009	708,353	251,619	41,113	31,909	25,715	18,052	33,371	177,376	21,978	7,370	8,569	1,663	16,343	3,272	0	9,158	4,599	4,961	1,367,483	528,591	1,896,074
2010	813,176	265,279	40,807	22,086	25,597	12,420	29,880	154,964	36,928	7,702	5,616	3,834	16,879	2,215	0	9,541	6,747	6,253	1,461,455	548,573	2,010,028
2011	906,259	311,609	59,593	31,724	26,743	17,943	35,032	178,378	38,316	37,488	7,291	3,400	22,295	4,107	0	16,095	5,429	10,167	1,714,933	566,740	2,281,673
2012	903,316	297,361	63,477	25,821	23,554	13,807	29,580	176,965	35,504	33,544	11,257	21,641	21,818	2,838	13	20,427	5,317	10,055	1,696,532	457,564	2,154,096
2013	973,354	299,537	74,263	32,916	26,139	16,282	34,905	204,605	38,389	32,930	10,646	53,010	23,329	3,370	2	22,642	4,838	10,882	1,862,354	420,707	2,283,061
2014	1,117,702	324,652	75,890	36,668	32,403	18,868	37,368	205,673	38,750	37,402	9,378	81,207	25,269	2,725	0	31,466	4,777	9,955	2,090,336	439,270	2,529,606
2015	1,162,432	324,693	84,462	31,355	34,490	11,372	27,612	228,890	40,062	42,529	8,070	115,370	37,221	3,322	6	28,144	3,883	10,488	2,195,152	444,103	2,639,255
2016	1,306,433	334,927	103,786	24,597	35,388	14,305	23,428	243,971	45,556	66,010	6,890	114,651	39,765	5,157	0	37,469	3,681	11,220	2,421,888	473,646	2,895,534
2017	1,460,171	366,651	121,238	24,628	36,288	13,773	21,296	258,031	51,115	90,904	4,579	99,588	39,839	3,479	0	49,997	3,475	11,346	2,667,390	498,962	3,166,352
2018	1,388,046	353,472	110,715	25,143	33,201	14,033	18,338	269,898	55,003	84,359	4,510	103,456	38,456	4,870	0	38,548	4,431	11,226	2,561,709	494,583	3,056,292
2019	1,380,599	309,759	94,993	20,341	29,850	10,321	18,520	285,716	59,960	74,777	4,026	115,677	39,493	4,657	0	25,303	2,024	11,707	2,488,520	535,842	3,024,362
2020	323,294	96,197	26,726	6,163	9,004	3,914	6,668	56,231	23,469	21,896	0	43,495	12,027	209	0	7,368	8	5,550	642,423	241,282	883,705
2021	361,142	133,311	42,794	3,716	16,827	3,784	2,140	84,901	26,033	39,041	771	88,779	18,969	3,845	0	11,197	2,153	10,699	851,378	431,907	1,283,285
2022	1,326,532	242,838	95,928	9,061	38,351	7,396	11,765	273,536	42,500	93,856	13,576	157,925	27,174	5,552	0	25,698	3,492	14,319	2,400,393	669,006	3,069,399
2023	1,522,477	267,285	84,052	11,294	28,103	9,126	11,329	327,655	48,659	99,208	5,672	182,793	33,505	6,055	0	24,199	1,469	18,630	2,698,138	741,565	3,439,703

Source: AENA

FUERTEVENTURA (1992 - 2023)



Year	United Kingdom	Germany	Netherlands	Sweden	Denmark	Finland	Norway	Ireland	Belgium	Italy	Austria	France	Switzerland	Czech Republic	Russia	Poland	Portugal	Luxembourg	Intl.	Spanish Mainland	TOTAL
1992	113,167	440,244	23,620	4,885	0	5,432	0	0	10,232	6,236	6,333	1,913	19,938	0	0	0	0	0	632,006	--	--
1993	147,333	477,701	14,010	3,897	0	651	0	0	5,396	2,757	6,156	501	16,582	0	0	0	0	0	675,825	--	--
1994	212,905	544,189	20,932	7,609	0	681	0	36	4,321	4,726	5,902	41	17,769	0	0	0	0	0	822,742	--	--
1995	243,106	573,207	18,577	15,270	0	5,363	1,807	0	4,239	9,160	10,673	4,279	18,585	0	0	0	0	0	912,087	--	--
1996	205,544	579,105	19,567	30,805	2,175	13,916	5,813	0	4,399	8,046	12,398	8,288	15,471	0	0	0	0	0	911,201	--	--
1997	226,905	577,184	22,307	37,667	6,950	17,924	10,674	1,878	5,162	8,957	12,345	7,803	17,015	1,016	0	0	0	0	958,975	--	--
1998	301,797	632,913	28,813	40,450	9,451	18,010	16,483	5,756	6,294	10,539	12,896	8,889	22,217	9,834	0	0	0	0	1,131,983	--	--
1999	353,028	708,593	32,312	45,034	13,102	16,641	16,596	9,959	6,379	10,126	13,401	9,895	18,713	9,403	0	1,014	0	0	1,272,648	--	--
2000	387,555	687,450	40,105	44,893	13,770	16,215	19,075	25,290	10,315	7,614	6,624	7,528	19,350	7,538	0	660	0	0	1,305,874	--	--
2001	421,232	691,025	48,400	39,242	10,685	15,748	19,805	26,673	14,318	8,038	7,097	8,488	13,069	6,688	0	0	733	9,872	1,341,319	--	--
2002	426,585	676,154	53,396	35,395	8,298	16,617	11,363	30,862	14,547	12,099	6,943	9,109	10,854	8,156	0	942	866	9,658	1,332,012	--	--
2003	451,968	720,044	57,461	24,805	8,411	14,541	8,008	37,271	16,681	21,848	11,719	8,108	9,863	7,950	0	3,565	1,443	10,117	1,414,108	145,301	1,559,409
2004	434,234	643,234	51,475	15,628	5,600	9,290	3,471	37,654	14,751	31,860	28,401	8,839	7,363	9,588	0	53	1,166	11,232	1,314,039	188,990	1,503,029
2005	395,916	655,091	50,002	17,832	4,767	6,348	116	38,595	13,137	61,588	23,583	18,331	6,947	8,522	0	0	5,424	10,788	1,318,605	220,886	1,539,491
2006	413,806	689,188	55,964	25,620	7,114	5,753	3,908	41,185	15,069	78,412	17,621	18,638	20,314	8,393	0	0	6,951	9,900	1,423,570	252,161	1,675,731
2007	394,924	701,725	52,229	31,080	12,294	5,576	4,866	61,765	16,854	86,022	15,137	32,888	24,729	5,541	0	4,573	6,892	9,562	1,472,468	299,213	1,771,681
2008	388,897	677,745	49,498	33,230	18,734	6,309	5,220	65,796	16,099	73,578	14,771	39,542	29,201	6,450	0	9,486	9,790	10,089	1,457,279	300,237	1,757,516
2009	314,021	570,835	39,545	28,359	26,811	8,102	5,997	23,399	13,453	48,495	14,424	39,052	23,880	5,820	0	18,571	6,769	4,897	1,193,829	248,428	1,442,257
2010	408,010	636,840	38,449	33,206	26,849	6,042	8,495	38,030	21,126	63,724	14,133	53,501	31,679	4,943	0	23,988	7,357	5,901	1,424,482	248,156	1,672,638
2011	487,724	745,372	44,525	43,326	38,127	10,500	9,311	54,308	28,135	102,436	18,097	98,339	38,290	6,356	0	57,169	5,472	7,918	1,797,653	218,518	2,016,171
2012	422,197	693,862	48,096	39,117	38,539	10,972	10,139	38,842	25,939	73,882	15,769	99,567	38,555	4,855	0	60,504	3,974	7,728	1,632,982	165,980	1,798,962
2013	426,450	683,682	48,897	53,309	34,965	9,720	11,435	39,357	25,993	80,876	13,627	98,617	46,041	5,294	0	54,559	4,441	8,338	1,645,608	162,518	1,808,126
2014	515,414	792,136	41,146	46,851	35,410	10,503	7,956	47,544	24,252	89,141	11,491	116,636	54,157	5,601	0	60,350	4,223	7,249	1,870,591	183,163	2,053,754
2015	572,928	776,421	43,499	43,306	33,223	10,652	7,263	57,602	26,634	95,228	10,726	139,852	55,159	6,174	0	77,041	3,519	6,778	1,966,634	220,861	2,187,495
2016	669,276	861,575	63,781	45,831	39,674	14,229	7,842	50,480	22,269	117,010	10,415	145,081	59,761	7,794	0	91,532	6,612	6,489	2,223,301	254,400	2,477,701
2017	739,245	863,910	64,791	47,455	46,639	16,309	8,055	55,143	21,390	132,663	14,233	125,658	67,191	11,204	4	85,599	4,129	6,839	2,324,388	264,480	2,588,868
2018	720,096	845,149	64,378	42,363	44,338	15,942	8,390	53,900	21,387	113,467	15,854	122,038	68,793	14,650	0	84,434	3,619	6,938	2,258,673	297,207	2,555,880
2019	663,131	670,695	61,894	36,209	40,993	15,000	3,302	54,618	21,115	93,991	18,601	104,160	60,214	10,891	0	76,218	7,056	7,002	1,950,950	350,141	2,301,091
2020	155,976	257,683	17,414	11,712	13,187	5,860	1,267	12,986	10,195	32,687	4,333	28,923	18,270	3,309	0	27,559	8	3,173	604,542	162,735	767,277
2021	151,369	419,196	31,322	12,126	16,615	2,182	234	16,423	11,350	93,987	1,946	59,434	32,439	11,988	0	56,278	7,287	7,240	932,635	260,666	1,193,301
2022	628,681	701,782	61,083	15,627	32,642	4,469	2,070	41,115	13,992	142,780	18,790	101,465	51,291	19,946	0	72,218	17,300	9,364	1,945,812	389,493	2,335,305
2023	708,858	734,417	57,478	17,402	32,731	4,969	4,193	64,875	16,226	117,337	23,311	90,826	56,815	24,726	0	94,019	6,597	12,910	2,076,418	402,074	2,478,492

Historical data: passenger arrivals on non-stop flights

GRAN CANARIA (1992 - 2023)



Year	United Kingdom	Germany	Netherlands	Sweden	Denmark	Finland	Norway	Ireland	Belgium	Italy	Austria	France	Switzerland	Czech Republic	Russia	Poland	Portugal	Luxembourg	Intl.	Spanish Mainland	TOTAL
1992	369,789	729,677	147,601	152,852	61,037	92,687	73,298	37,857	44,374	43,662	59,738	17,183	98,137	16,537	3,299	0	0	0	2,009,740	--	--
1993	475,700	802,230	150,636	131,378	57,562	68,664	84,452	41,707	46,443	51,067	57,911	6,290	95,300	6,084	865	0	0	0	2,186,288	--	--
1994	614,201	885,675	170,806	161,712	72,606	62,709	104,344	48,398	46,838	54,986	64,086	9,357	87,988	0	1,367	0	0	0	2,491,917	--	--
1995	598,193	935,734	164,169	174,065	90,819	75,370	113,211	49,616	44,003	45,122	72,128	31,475	87,654	13,787	1,217	0	0	0	2,592,007	--	--
1996	552,326	933,750	164,995	196,854	108,667	94,769	121,289	56,423	39,890	33,472	75,655	27,351	86,482	1,592	392	0	0	0	2,602,220	--	--
1997	625,235	917,580	186,004	207,862	115,614	101,141	129,526	58,485	42,656	32,589	71,095	22,309	100,453	27,927	416	6,311	0	0	2,733,978	--	--
1998	760,558	921,827	213,010	220,458	120,691	112,811	135,193	77,843	48,406	31,854	66,115	23,266	112,983	36,258	730	7,535	0	0	2,987,098	--	--
1999	811,586	955,340	237,071	240,624	129,469	109,947	129,504	101,002	55,972	39,116	68,166	20,467	94,217	36,476	490	9,453	0	0	3,136,262	--	--
2000	823,140	909,016	230,330	270,271	130,690	100,893	141,377	124,952	53,534	30,878	61,688	15,407	81,873	33,533	926	11,461	0	0	3,109,066	--	--
2001	827,454	900,085	218,198	250,741	133,902	102,679	155,336	124,600	50,658	34,341	51,799	13,433	73,535	27,924	347	10,174	10,336	14,565	3,058,759	--	--
2002	811,241	800,102	210,542	236,482	121,213	92,472	160,580	123,311	49,702	36,779	51,731	14,966	61,397	25,653	811	4,912	14,769	16,966	2,886,791	--	--
2003	829,381	802,403	197,643	197,930	105,115	94,101	178,643	123,214	55,818	39,818	52,275	20,001	51,653	24,523	0	3,073	23,574	15,568	2,865,475	848,421	3,713,896
2004	761,071	757,347	188,610	205,391	114,474	102,113	193,021	120,944	51,602	33,968	50,770	19,977	51,455	15,570	926	4,832	23,411	14,690	2,770,607	961,900	3,732,507
2005	673,144	750,093	188,356	198,991	123,034	116,562	214,040	122,528	52,137	34,782	45,385	22,831	38,190	15,177	347	6,012	28,070	13,059	2,708,345	1,053,007	3,761,352
2006	657,131	778,683	192,923	186,381	133,245	116,040	210,354	105,792	63,531	42,030	45,681	25,040	52,552	19,293	904	7,021	24,830	13,322	2,753,596	1,106,692	3,860,288
2007	666,763	751,364	179,609	199,958	133,881	118,463	216,001	109,686	65,882	28,657	37,833	11,495	65,107	20,220	0	6,900	23,894	13,051	2,714,889	1,184,801	3,899,690
2008	601,560	747,869	170,920	206,588	126,935	121,691	242,597	110,025	66,144	22,021	39,491	7,200	84,261	20,128	252	12,423	24,984	12,750	2,685,298	1,220,977	3,906,275
2009	457,987	695,246	149,639	198,800	115,029	115,249	240,695	80,270	61,070	11,256	31,660	1,000	69,549	17,748	184	13,630	20,313	11,162	2,349,533	1,126,685	3,476,218
2010	512,515	690,529	144,904	206,797	130,536	112,441	254,470	78,450	83,520	27,268	30,814	1,011	70,426	14,600	781	16,602	33,929	10,945	2,481,464	1,206,679	3,688,143
2011	539,545	816,564	178,459	258,393	151,852	134,336	301,903	90,041	87,726	45,906	37,079	3,270	93,274	14,571	1,682	25,399	27,489	12,933	2,913,449	1,222,168	4,135,617
2012	521,085	779,654	179,528	259,996	158,261	135,120	315,738	85,121	87,315	38,939	36,240	2,684	95,187	12,432	3,294	22,213	24,689	10,876	2,855,447	1,098,884	3,954,331
2013	536,281	797,142	176,020	310,052	166,044	142,378	367,724	79,106	92,524	34,869	32,812	6,827	93,094	11,239	7,413	22,501	22,278	12,626	2,994,608	1,030,199	4,024,807
2014	587,288	922,315	168,181	323,288	160,899	139,972	343,909	75,598	94,628	46,670	34,260	35,107	99,245	11,237	4	28,904	26,798	13,961	3,203,929	1,048,464	4,252,393
2015	633,270	931,378	178,850	315,463	158,740	123,638	318,569	71,826	105,237	63,186	26,967	51,610	100,402	12,062	106	44,017	33,567	14,746	3,271,941	1,113,305	4,385,246
2016	823,713	1,016,863	224,360	343,649	173,322	125,722	328,084	81,049	117,536	88,556	28,841	59,427	112,996	15,103	94	71,409	34,117	15,344	3,762,688	1,279,146	5,041,834
2017	943,178	1,051,547	243,990	365,169	186,021	132,346	349,084	84,898	119,179	98,020	35,763	69,433	114,270	14,667	49	85,463	60,606	15,999	4,075,612	1,298,601	5,374,213
2018	875,559	1,009,019	232,251	342,600	179,943	140,205	338,865	87,280	109,099	95,925	32,614	65,162	117,989	13,806	103	77,489	67,966	16,514	3,911,338	1,439,919	5,351,257
2019	814,549	878,511	231,325	307,048	164,245	134,343	334,333	87,656	101,653	94,608	35,490	60,487	101,806	15,174	0	52,350	65,101	16,400	3,612,358	1,537,871	5,150,229
2020	179,769	307,667	65,017	111,281	60,705	52,091	105,671	20,025	33,948	25,000	12,046	14,908	32,062	5,826	145	12,573	14,084	6,124	1,092,817	628,144	1,720,961
2021	205,621	446,524	138,256	96,779	82,044	32,142	74,664	29,724	59,898	46,291	15,433	52,890	54,577	14,230	22	25,888	24,489	12,244	1,465,219	1,008,194	2,473,413
2022	807,237	745,073	271,158	187,306	178,002	90,329	234,256	82,856	99,719	110,453	45,877	94,288	84,145	13,801	2	52,428	47,290	17,682	3,268,835	1,584,361	4,853,196
2023	928,636	834,470	266,199	232,802	176,555	105,459	284,552	108,298	103,380	119,370	44,578	98,940	97,992	15,112	0	62,972	57,706	21,108	3,692,377	1,779,254	5,471,631

Source: AENA

Historical data: passenger arrivals on non-stop flights

TENERIFE (1992 - 2023)



Year	United Kingdom	Germany	Netherlands	Sweden	Denmark	Finland	Norway	Ireland	Belgium	Italy	Austria	France	Switzerland	Czech Republic	Russia	Poland	Portugal	Luxembourg	Intl.	Spanish Mainland	TOTAL
1992	1,055,787	444,598	74,442	75,459	38,537	65,584	25,524	18,575	115,249	123,740	44,498	132,610	34,810	1,462	0	0	0	0	2,298,327	--	--
1993	1,227,013	502,322	75,680	59,573	37,265	50,817	30,600	26,477	126,823	137,122	42,686	142,602	41,945	2,538	0	0	0	0	2,554,227	--	--
1994	1,367,124	610,555	97,076	64,425	43,494	50,890	40,436	28,048	129,206	150,695	53,686	167,415	46,506	3,325	0	0	0	0	2,909,786	--	--
1995	1,315,445	666,374	92,861	76,584	44,269	59,873	43,743	30,880	129,913	139,735	65,426	193,167	50,378	6,974	0	0	0	0	3,012,568	--	--
1996	1,254,153	669,909	91,084	96,911	55,245	76,402	56,925	30,419	135,521	116,447	68,568	184,189	41,871	1,416	34,606	777	0	0	2,993,084	--	--
1997	1,342,723	681,712	108,098	115,559	67,932	78,926	59,352	21,181	150,257	111,988	65,128	141,704	53,387	15,469	46,721	11,365	0	0	3,157,343	--	--
1998	1,502,179	705,477	128,077	134,085	77,259	78,004	69,380	24,685	155,842	117,826	61,892	140,132	60,915	17,180	45,942	18,332	0	0	3,440,551	--	--
1999	1,609,616	748,551	150,972	135,947	78,423	87,496	68,463	32,667	157,321	117,145	57,591	140,206	52,906	17,748	26,583	14,691	0	0	3,591,020	--	--
2000	1,713,903	742,248	150,765	167,280	73,464	90,529	79,371	45,589	140,477	105,894	54,516	128,632	47,372	16,923	28,361	13,277	0	0	3,675,206	--	--
2001	1,839,085	751,319	153,696	172,208	76,220	83,223	82,714	60,850	143,034	106,626	47,259	115,334	40,340	15,813	33,720	14,827	27,345	12,016	3,811,990	--	--
2002	1,838,759	698,962	140,826	146,771	70,067	79,669	67,054	60,702	131,266	104,007	49,010	105,963	36,955	17,112	28,038	15,582	21,175	13,781	3,659,397	--	--
2003	1,847,862	697,859	132,585	97,312	69,135	81,311	59,484	51,988	131,220	98,013	48,762	105,068	29,305	20,124	31,439	9,618	20,512	13,439	3,582,195	1,454,151	5,036,346
2004	1,765,249	671,955	119,989	93,429	80,380	89,776	66,820	53,759	127,154	95,561	47,671	82,395	22,514	17,587	42,054	13,911	22,552	13,994	3,459,745	1,566,696	5,026,441
2005	1,698,659	736,429	114,862	98,550	86,327	94,868	68,280	58,580	131,116	86,948	43,531	71,528	16,340	16,345	34,929	12,405	25,010	14,023	3,445,773	1,640,245	5,086,018
2006	1,712,048	769,252	112,859	91,482	94,639	103,606	71,190	70,152	138,111	90,361	45,290	63,122	26,624	15,155	39,095	15,935	24,042	14,343	3,559,666	1,644,220	5,203,886
2007	1,596,996	727,857	105,739	91,162	100,425	91,460	75,908	91,519	138,223	83,258	45,207	54,017	35,143	15,735	42,420	19,324	21,030	14,139	3,412,138	1,716,327	5,128,465
2008	1,525,448	721,794	99,541	97,564	97,749	87,872	89,120	106,791	142,082	67,090	39,338	41,046	44,529	15,051	49,513	36,677	20,031	14,901	3,363,254	1,701,484	5,064,738
2009	1,337,822	644,656	86,288	86,479	83,666	85,797	68,119	90,866	148,206	51,298	32,391	32,750	46,922	12,208	39,489	26,881	18,904	12,902	2,965,012	1,557,995	4,523,007
2010	1,443,613	663,383	86,049	81,347	74,250	78,449	67,670	74,266	170,737	64,784	36,458	44,479	45,114	9,696	44,736	30,595	30,945	15,222	3,118,709	1,585,867	4,704,576
2011	1,680,251	772,345	112,092	109,791	104,593	104,472	91,158	82,474	194,897	112,256	44,538	92,138	58,202	11,099	67,447	48,717	24,924	17,281	3,784,700	1,532,560	5,317,260
2012	1,646,578	791,315	115,468	123,945	101,602	103,696	103,420	77,332	201,025	91,123	46,798	84,173	72,736	10,843	87,163	48,741	19,542	15,615	3,794,493	1,379,627	5,174,120
2013	1,720,606	751,166	127,445	143,157	104,839	108,314	115,910	89,326	209,788	96,833	47,008	90,739	77,503	11,079	144,640	52,600	13,905	16,312	3,984,433	1,312,497	5,296,930
2014	1,869,161	802,423	122,761	137,434	100,275	111,072	118,296	92,993	210,454	127,799	42,280	122,615	90,512	12,106	135,719	60,581	14,526	16,581	4,240,423	1,281,021	5,521,444
2015	1,886,879	760,154	128,991	129,967	99,764	92,667	88,989	100,357	225,381	181,874	43,821	119,320	90,907	15,599	63,417	92,431	13,476	17,012	4,207,310	1,353,706	5,561,016
2016	2,230,894	858,928	169,246	129,219	100,631	93,621	83,947	121,511	246,777	201,046	40,640	123,669	103,502	20,712	75,307	124,067	12,544	18,665	4,839,905	1,551,082	6,390,987
2017	2,357,672	876,219	187,986	141,921	106,198	102,093	87,153	133,981	256,599	218,707	40,214	148,763	109,699	20,244	67,572	146,174	18,673	18,669	5,148,742	1,658,327	6,807,069
2018	2,202,229	921,355	187,722	124,409	98,040	105,547	77,875	144,973	252,168	217,066	36,777	142,036	108,532	17,935	70,710	147,285	23,163	19,194	5,045,381	1,818,906	6,864,287
2019	2,253,990	808,171	182,860	115,195	105,506	105,415	79,004	157,466	246,470	213,178	60,315	171,568	102,042	21,168	89,098	115,081	59,048	17,986	5,032,809	1,986,427	7,019,236
2020	575,461	267,326	51,592	43,169	36,201	41,224	21,260	37,282	107,019	60,122	23,773	54,262	35,105	9,204	10,861	49,846	16,332	8,024	1,481,810	755,226	2,237,036
2021	627,103	396,722	109,189	24,459	36,078	23,530	9,895	51,284	150,761	149,198	40,570	124,538	65,361	26,591	2,526	88,787	33,095	16,219	2,065,481	1,218,463	3,283,944
2022	2,305,276	668,461	205,694	53,355	92,346	63,095	45,127	153,828	246,370	301,279	71,633	212,777	96,521	39,444	779	120,707	67,304	22,391	4,948,491	1,913,898	6,862,389
2023	2,576,067	784,980	211,330	72,767	96,869	78,456	70,614	183,669	252,908	327,840	91,030	237,129	113,755	40,475	0	155,660	63,712	25,753	5,622,407	2,103,827	7,726,234

Source: AENA

Historical data: passenger arrivals on non-stop flights

LA PALMA (1992 - 2023)



Year	United Kingdom	Germany	Netherlands	Sweden	Denmark	Finland	Norway	Ireland	Belgium	Italy	Austria	France	Switzerland	Czech Republic	Russia	Poland	Portugal	Luxembourg	Intl.	Spanish Mainland	TOTAL
1992	953	65,526	4,842	0	2,515	0	0	0	0	0	0	0	7,015	0	0	0	0	0	80,994	--	--
1993	1,818	75,343	5,499	0	0	0	0	0	0	0	0	0	6,749	0	0	0	0	0	89,506	--	--
1994	0	85,082	6,778	0	0	0	0	0	0	0	0	0	5,092	0	0	0	0	0	96,952	--	--
1995	0	91,123	7,921	0	0	0	0	0	0	0	0	0	7,189	0	0	0	0	0	106,566	--	--
1996	0	98,029	12,410	0	0	0	0	0	0	0	0	0	7,399	0	0	0	0	0	119,418	--	--
1997	0	96,331	12,657	0	0	754	0	0	0	0	37	0	5,385	0	0	0	0	0	117,007	--	--
1998	0	101,310	16,509	0	0	1,299	0	0	907	0	706	0	6,277	0	0	0	0	0	127,093	--	--
1999	0	105,306	19,932	0	0	0	0	0	3,996	0	899	0	5,191	0	0	0	0	0	135,376	--	--
2000	1,493	106,692	18,519	0	0	0	0	0	3,616	0	0	0	4,573	305	0	0	0	0	135,324	--	--
2001	5,361	98,724	17,377	52	0	0	0	0	5,694	0	0	0	4,310	493	0	0	429	972	133,412	--	--
2002	6,204	83,961	19,296	0	0	0	0	0	5,203	0	578	0	2,216	779	0	0	258	434	118,929	--	--
2003	4,939	86,978	21,368	0	0	0	0	0	6,283	0	0	0	1,833	0	0	0	521	0	121,922	38,053	159,975
2004	4,538	82,513	20,286	0	0	0	0	0	5,712	987	0	0	1,722	0	0	0	352	0	116,134	45,957	162,091
2005	2,953	86,418	21,254	0	0	0	0	0	5,002	3,341	0	0	933	0	0	0	92	0	120,048	50,979	171,027
2006	27	83,824	20,939	0	0	0	0	0	4,937	1,418	0	0	0	0	0	0	135	0	111,328	62,861	174,189
2007	3,353	80,139	19,705	0	0	0	0	0	3,489	2,460	0	0	1,252	0	0	0	0	0	110,398	66,928	177,326
2008	17,930	75,545	19,734	0	0	0	0	0	2,257	995	0	0	7,139	0	0	0	358	0	123,958	49,305	173,263
2009	14,188	67,740	16,576	0	0	0	0	0	4,562	0	0	0	3,501	0	0	0	0	0	106,567	40,510	147,077
2010	14,875	67,407	14,702	0	0	0	0	0	4,748	0	0	0	1,773	0	0	0	2	0	103,507	35,023	138,530
2011	12,206	74,263	15,585	0	0	0	0	0	5,581	0	0	0	0	0	0	0	0	0	107,635	46,662	154,297
2012	18,036	80,265	16,851	1,890	0	0	0	0	4,842	0	0	0	0	0	0	0	0	0	121,884	37,243	159,127
2013	14,169	65,692	18,065	179	0	0	0	0	5,289	0	0	1,343	0	0	0	0	211	0	104,953	26,893	131,846
2014	16,485	64,675	18,583	0	0	0	0	0	4,394	0	0	2,032	0	0	0	0	0	0	106,169	34,688	140,857
2015	23,883	76,373	18,325	0	0	0	0	0	4,862	154	0	2,356	0	0	0	0	3	0	125,958	55,409	181,367
2016	27,692	91,226	23,625	3,529	3,130	252	591	0	5,413	0	0	7,669	2,201	0	0	2,459	51	0	167,838	73,719	241,557
2017	36,152	92,577	27,536	6,708	9,006	2,296	2,747	0	5,143	0	0	11,363	2,637	0	0	2,656	2	0	198,938	73,300	272,238
2018	31,382	92,167	23,623	5,160	6,893	1,779	998	0	3,701	10	0	7,180	5,680	0	0	4,270	0	0	182,843	76,508	259,351
2019	26,748	94,485	23,003	4,556	6,876	0	0	0	5,366	0	2	3,698	9,528	0	0	2,624	5	0	176,891	82,502	259,393
2020	7,236	35,240	6,251	1,640	3,817	0	0	0	1,698	0	0	0	2,296	0	0	0	0	0	58,178	36,721	94,899
2021	1,848	21,823	1,787	0	0	0	0	0	1,797	0	0	0	2,195	0	0	2,305	8	0	31,764	56,987	88,751
2022	12,090	39,373	8,088	0	4,398	0	0	5	3,080	0	0	4,071	3,815	0	0	0	187	0	75,184	126,395	201,579
2023	11,687	44,957	8,331	0	10,019	0	0	0	1,123	3	0	0	2,605	0	0	2,283	2	406	81,422	105,131	186,553

Source: AENA