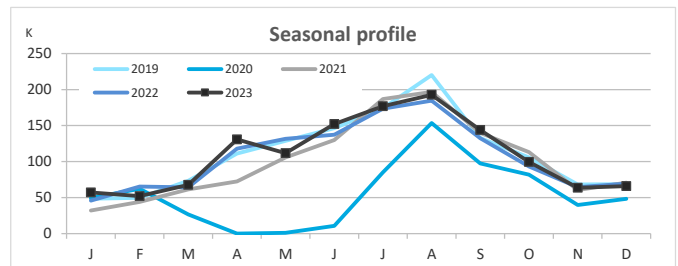
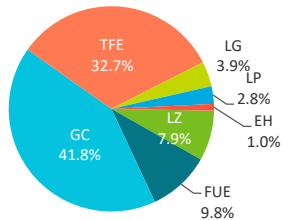


Canary Islands residents staying in tourist accommodation by island of stay

	Lanzarote	Fuerteventura	Gran Canaria	Tenerife	La Gomera	La Palma	El Hierro	Canary Islands
2019	113,924	136,035	509,752	423,208	48,919	36,642	11,651	1,280,131
2023	103,883	128,845	547,383	428,791	51,655	36,356	13,758	1,310,671
% residents in the island	20.7%	23.0%	61.9%	57.6%	2.8%	39.7%	1.3%	100%
Change, 23-19	-10,041	-7,190	37,631	5,583	2,736	-286	2,107	30,540
Change, % 23-19	-8.8%	-5.3%	7.4%	1.3%	5.6%	-0.8%	18.1%	2.4%

Canary Islands residents by island of stay (2023)



Canary Islands residents staying in tourist accommodation by island of residence and island of stay

		ISLAND OF STAY							
		Lanzarote	Fuerteventura	Gran Canaria	Tenerife	La Gomera	La Palma	El Hierro	Canary Islands
ISLAND OF RESIDENCE	2023								
	Lanzarote	21,506	10,476	64,903	10,961	88	1,017	421	109,372
	Fuerteventura	11,984	29,694	33,352	5,104	159	611	151	81,055
	Gran Canaria	26,001	49,704	338,560	61,730	6,484	9,077	3,173	494,729
	Tenerife	36,015	11,639	78,453	247,040	42,782	9,282	7,425	432,636
	La Gomera	648	39	8,004	16,146	1,441	702	682	27,662
	La Palma	6,331	18,740	18,593	67,964	643	14,429	1,729	128,429
	El Hierro	1,398	8,553	5,518	19,846	58	1,238	177	36,788
Canary Islands	103,883	128,845	547,383	428,791	51,655	36,356	13,758	1,310,671	
ISLAND OF RESIDENCE	Change, 23-19%								
	Lanzarote	-14.4%	-21.3%	41.7%	-43.8%	-9.3%	39.1%	54.2%	4.3%
	Fuerteventura	-0.9%	36.2%	-26.3%	-57.4%	367.6%	-15.1%	-78.9%	-12.5%
	Gran Canaria	-17.3%	-20.5%	8.5%	4.8%	8.8%	-1.4%	27.5%	2.5%
	Tenerife	-3.8%	-49.6%	-3.4%	16.7%	10.1%	-9.6%	66.0%	6.3%
	La Gomera	444.5%	-59.8%	163.0%	0.4%	-53.9%	-49.1%	201.8%	14.9%
	La Palma	-12.8%	26.0%	-12.8%	-28.5%	-16.6%	13.7%	-48.6%	-17.3%
	El Hierro	181.3%	2329.8%	505.7%	97.6%	-31.8%	-24.3%	53.9%	169.8%
Canary Islands	-8.8%	-5.3%	7.4%	1.3%	5.6%	-0.8%	18.1%	2.4%	

Canary Islands residents travelling to other islands (residents of each island are excluded)

		Lanzarote	Fuerteventura	Gran Canaria	Tenerife	La Gomera	La Palma	El Hierro	Canary Islands
2023	Outbound tourism	87,866	51,361	156,169	185,596	26,221	114,000	36,611	657,824
	Change, % 23-19	10.2%	-27.5%	-8.4%	-5.0%	25.2%	-20.1%	170.8%	-5.1%
2023	Inbound tourism	82,377	99,151	208,823	181,751	50,214	21,927	13,581	657,824
	Change, % 23-19	-7.2%	-13.2%	5.7%	-14.1%	9.7%	-8.4%	17.7%	-5.1%
Net balance		-5,489	47,790	52,654	-3,845	23,993	-92,073	-23,030	0

Distribution by island of residence

		ISLAND OF STAY							
		Lanzarote	Fuerteventura	Gran Canaria	Tenerife	La Gomera	La Palma	El Hierro	Canary Islands
ISLAND OF RESIDENCE	2023								
	Lanzarote	20.7%	8.1%	11.9%	2.6%	0.2%	2.8%	3.1%	8.3%
	Fuerteventura	11.5%	23.0%	6.1%	1.2%	0.3%	1.7%	1.1%	6.2%
	Gran Canaria	25.0%	38.6%	61.9%	14.4%	12.6%	25.0%	23.1%	37.7%
	Tenerife	34.7%	9.0%	14.3%	57.6%	82.8%	25.5%	54.0%	33.0%
	La Gomera	0.6%	0.0%	1.5%	3.8%	2.8%	1.9%	5.0%	2.1%
	La Palma	6.1%	14.5%	3.4%	15.9%	1.2%	39.7%	12.6%	9.8%
	El Hierro	1.3%	6.6%	1.0%	4.6%	0.1%	3.4%	1.3%	2.8%
Canary Islands	100%	100%	100%	100%	100%	100%	100%	100%	

Distribution by island of stay

		ISLAND OF STAY							
		Lanzarote	Fuerteventura	Gran Canaria	Tenerife	La Gomera	La Palma	El Hierro	Canary Islands
ISLAND OF RESIDENCE	2023								
	Lanzarote	19.7%	9.6%	59.3%	10.0%	0.1%	0.9%	0.4%	100%
	Fuerteventura	14.8%	36.6%	41.1%	6.3%	0.2%	0.8%	0.2%	100%
	Gran Canaria	5.3%	10.0%	68.4%	12.5%	1.3%	1.8%	0.6%	100%
	Tenerife	8.3%	2.7%	18.1%	57.1%	9.9%	2.1%	1.7%	100%
	La Gomera	2.3%	0.1%	28.9%	58.4%	5.2%	2.5%	2.5%	100%
	La Palma	4.9%	14.6%	14.5%	52.9%	0.5%	11.2%	1.3%	100%
	El Hierro	3.8%	23.2%	15.0%	53.9%	0.2%	3.4%	0.5%	100%
Canary Islands	7.9%	9.8%	41.8%	32.7%	3.9%	2.8%	1.0%	100%	

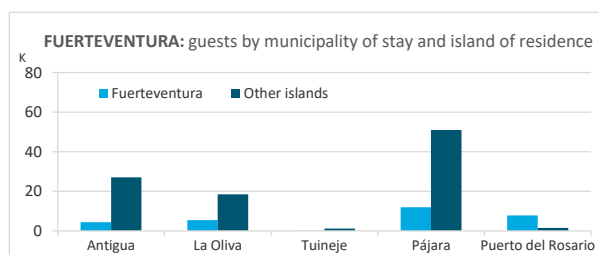
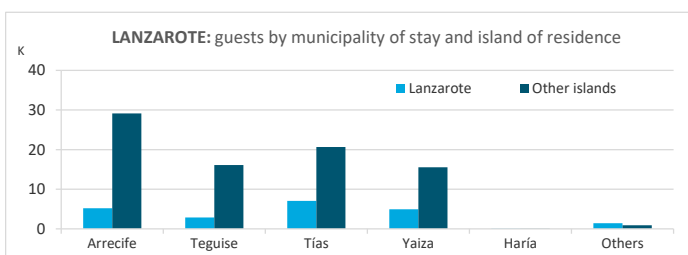
Canary Islands residents staying in tourist accommodation by municipality of stay and island of residence

LANZAROTE

2023	Lanzarote	Fuerteventura	Gran Canaria	Tenerife	La Gomera	La Palma	El Hierro	Canary Islands
Arrecife	5,219	4,640	2,473	19,232	334	1,747	719	34,364
Teguise	2,852	656	4,866	6,989	214	3,397	0	18,974
Tías	7,039	3,413	10,734	5,972	35	443	56	27,692
Yaiza	4,959	3,273	7,129	3,694	59	744	623	20,481
Haría	13	2	13	8	6	0	0	42
Others	1,424	0	786	120	0	0	0	2,330
Lanzarote	21,506	11,984	26,001	36,015	648	6,331	1,398	103,883
- Home island share	20.7%	11.5%	25.0%	34.7%	0.6%	6.1%	1.3%	100%

FUERTEVENTURA

2023	Lanzarote	Fuerteventura	Gran Canaria	Tenerife	La Gomera	La Palma	El Hierro	Canary Islands
Antigua	4,187	4,404	18,961	2,870	0	820	190	31,432
La Oliva	2,336	5,434	4,476	2,657	32	7,784	1,175	23,894
Tuineje	474	89	275	344	0	39	59	1,280
Pájara	3,359	11,934	25,767	4,654	7	10,072	7,129	62,922
Puerto del Rosario	120	7,833	225	1,114	0	25	0	9,317
Fuerteventura	10,476	29,694	49,704	11,639	39	18,740	8,553	128,845
- Home island share	8.1%	23.0%	38.6%	9.0%	0.0%	14.5%	6.6%	100%

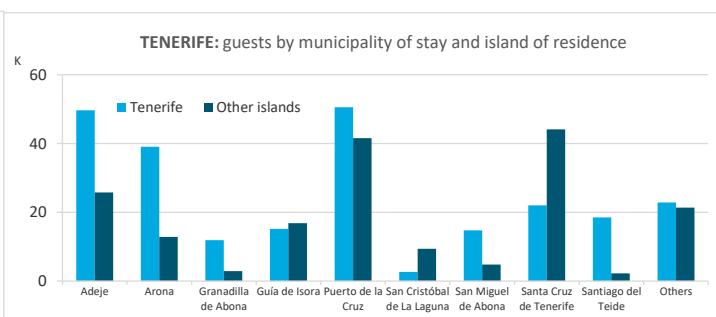
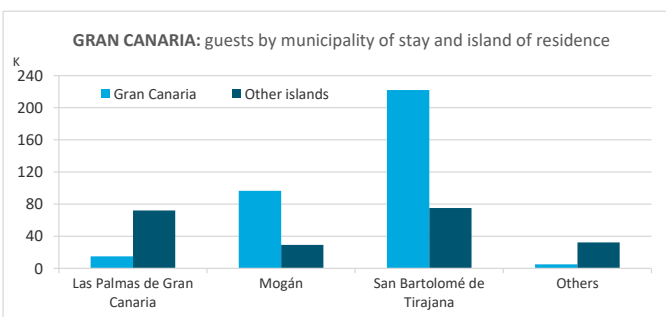


GRAN CANARIA

2023	Lanzarote	Fuerteventura	Gran Canaria	Tenerife	La Gomera	La Palma	El Hierro	Canary Islands
Las Palmas de Gran Canaria	23,303	11,880	15,018	28,175	1,064	7,398	352	87,190
Mogán	5,389	8,775	96,582	9,233	1,748	910	3,218	125,855
San Bartolomé de Tirajana	20,445	5,234	222,057	37,971	3,950	7,484	1	297,142
Others	15,766	7,463	4,903	3,074	1,242	2,801	1,947	37,196
Gran Canaria	64,903	33,352	338,560	78,453	8,004	18,593	5,518	547,383
- Home island share	11.9%	6.1%	61.9%	14.3%	1.5%	3.4%	1.0%	100%

TENERIFE

2023	Lanzarote	Fuerteventura	Gran Canaria	Tenerife	La Gomera	La Palma	El Hierro	Canary Islands
Adeje	461	118	4,353	49,630	1,128	18,595	1,089	75,374
Arona	985	316	5,804	39,043	2,749	1,333	1,672	51,902
Granadilla de Abona	6	15	2,399	11,905	294	99	93	14,811
Guía de Isora	115	0	528	15,149	11	9,485	6,711	31,999
Puerto de la Cruz	5,364	2,173	15,280	50,546	1,703	15,945	1,092	92,103
San Cristóbal de La Laguna	565	1,023	3,825	2,664	2,431	1,436	80	12,024
San Miguel de Abona	29	24	914	14,731	693	1,518	1,611	19,520
Santa Cruz de Tenerife	3,337	1,333	12,206	22,004	4,272	19,197	3,772	66,121
Santiago del Teide	33	97	424	18,512	214	123	1,335	20,738
Others	66	5	15,997	22,856	2,651	233	2,391	44,199
Tenerife	10,961	5,104	61,730	247,040	16,146	67,964	19,846	428,791
- Home island share	2.6%	1.2%	14.4%	57.6%	3.8%	15.9%	4.6%	100%





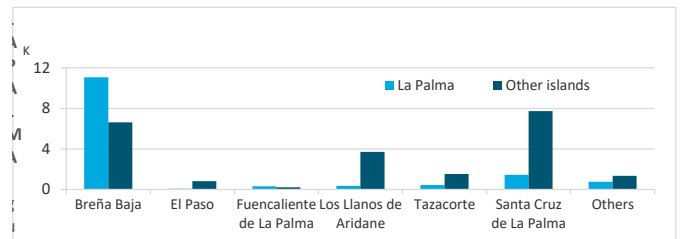
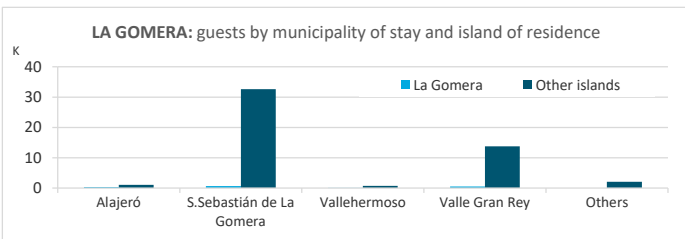
Canary Islands residents staying in tourist accommodation by municipality of stay and island of residence

LA GOMERA

2023	Lanzarote	Fuerteventura	Gran Canaria	Tenerife	La Gomera	La Palma	El Hierro	Canary Islands
Alajeró	12	8	134	857	282	16	0	1,309
S.Sebastián de La Gomera	23	41	5,129	27,007	628	391	47	33,266
Vallehermoso	0	0	8	718	5	0	2	733
Valle Gran Rey	53	110	1,202	12,173	526	236	9	14,309
Others	0	0	11	2,027	0	0	0	2,038
La Gomera	88	159	6,484	42,782	1,441	643	58	51,655
- Home island share	0.2%	0.3%	12.6%	82.8%	2.8%	1.2%	0.1%	100%

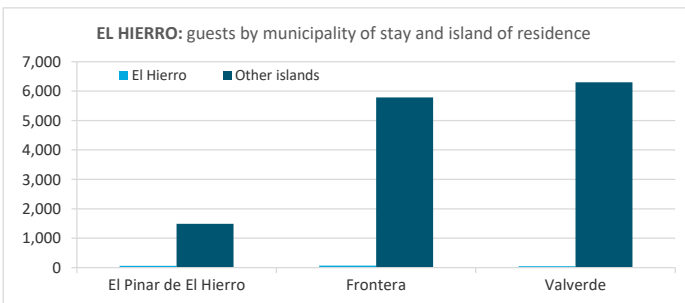
LA PALMA

2023	Lanzarote	Fuerteventura	Gran Canaria	Tenerife	La Gomera	La Palma	El Hierro	Canary Islands
Breña Baja	521	201	3,588	2,176	114	11,070	13	17,683
El Paso	59	11	269	472	0	78	0	889
Fuencaliente de La Palma	0	0	24	194	0	309	0	527
Los Llanos de Aridane	164	49	1,063	2,345	28	344	51	4,044
Tazacorte	98	37	358	995	25	429	8	1,950
Santa Cruz de La Palma	82	254	3,484	2,221	528	1,450	1,163	9,182
Others	93	59	291	879	7	749	3	2,081
La Palma	1,017	611	9,077	9,282	702	14,429	1,238	36,356
- Home island share	2.8%	1.7%	25.0%	25.5%	1.9%	39.7%	3.4%	100%



EL HIERRO

2023	Lanzarote	Fuerteventura	Gran Canaria	Tenerife	La Gomera	La Palma	El Hierro	Canary Islands
El Pinar de El Hierro	61	42	244	785	145	215	59	1,551
Frontera	256	100	1,062	3,141	404	823	68	5,854
Valverde	104	9	1,867	3,499	133	691	50	6,353
El Hierro	421	151	3,173	7,425	682	1,729	177	13,758
- Home island share	3.1%	1.1%	23.1%	54.0%	5.0%	12.6%	1.3%	100%



Length of stay: Canary Islands residents by island of stay

