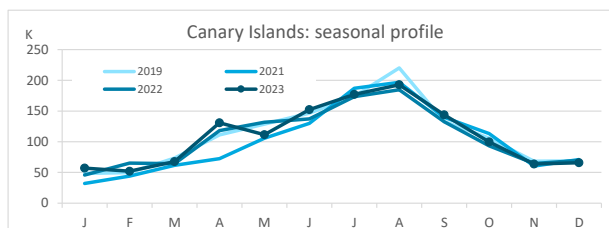
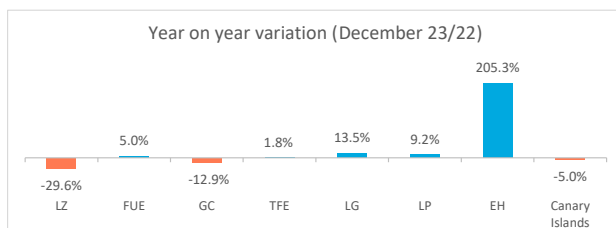


Domestic tourism December 2023



Canary Islands residents staying in tourist accommodation by island of stay

	Lanzarote	Fuerteventura	Gran Canaria	Tenerife	La Gomera	La Palma	El Hierro	Canary Islands
December 2022	8,072	6,163	25,038	25,423	2,302	1,913	450	69,361
December 2023	5,681	6,470	21,811	25,884	2,612	2,089	1,374	65,921
% residents in the island	24.1%	26.2%	44.3%	56.0%	2.0%	32.3%	0.0%	100%
Change, 23-22	-2,391	307	-3,227	461	310	176	924	-3,440
Change, % 23-22	-29.6%	5.0%	-12.9%	1.8%	13.5%	9.2%	205.3%	-5.0%



Canary Islands residents staying in tourist accommodation by island of residence and island of stay

		ISLAND OF STAY							CANARY ISLANDS
		Lanzarote	Fuerteventura	Gran Canaria	Tenerife	La Gomera	La Palma	El Hierro	
ISLAND OF RESIDENCE	Lanzarote	1,369	142	3,283	611	0	54	24	5,483
	Fuerteventura	843	1,697	1,121	400	7	29	17	4,114
	Gran Canaria	786	2,497	9,656	3,125	248	584	181	17,077
	Tenerife	2,196	391	5,778	14,488	2,295	613	1,137	26,898
	La Gomera	0	0	516	2,520	51	59	15	3,161
	La Palma	475	1,197	488	3,963	11	675	0	6,809
	El Hierro	12	546	969	777	0	75	0	2,379
	CANARY ISLANDS	5,681	6,470	21,811	25,884	2,612	2,089	1,374	65,921

Year on year variation: December 2023/2022

		ISLAND OF STAY							CANARY ISLANDS
		Lanzarote	Fuerteventura	Gran Canaria	Tenerife	La Gomera	La Palma	El Hierro	
ISLAND OF RESIDENCE	Lanzarote	-23.2%	7.6%	58.4%	-13.7%	-	28.6%	500.0%	15.7%
	Fuerteventura	-8.2%	51.0%	-22.2%	-62.7%	600.0%	70.6%	-	-10.0%
	Gran Canaria	-67.6%	-38.5%	-41.7%	-3.5%	-36.7%	2.3%	-50.8%	-38.2%
	Tenerife	-23.6%	-20.2%	51.1%	20.1%	24.9%	34.4%	1704.8%	24.5%
	La Gomera	-	-	31.3%	154.0%	15.9%	-75.4%	-	89.4%
	La Palma	691.7%	233.4%	-31.3%	-36.1%	-35.3%	23.9%	-100.0%	-13.8%
	El Hierro	-14.3%	-	3360.7%	-31.8%	-100.0%	78.6%	-100.0%	90.9%
	CANARY ISLANDS	-29.6%	5.0%	-12.9%	1.8%	13.5%	9.2%	205.3%	-5.0%

Canary Islands residents travelling to other islands (residents of each island are excluded)

	Lanzarote	Fuerteventura	Gran Canaria	Tenerife	La Gomera	La Palma	El Hierro	CANARY ISLANDS
Outbound tourism	4,114	2,417	7,421	12,410	3,110	6,134	2,379	37,985
Year on year variation (%)	39.1%	-29.9%	-32.9%	30.0%	91.4%	-16.6%	92.8%	2.1%
Inbound tourism	4,312	4,773	12,155	11,396	2,561	1,414	1,374	37,985
Year on year variation (%)	-31.4%	-5.3%	43.5%	-14.7%	13.4%	3.4%	213.7%	2.1%
Net balance	198	2,356	4,734	-1,014	-549	-4,720	-1,005	0

Distribution by island of residence

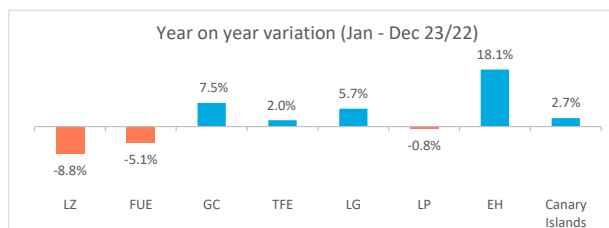
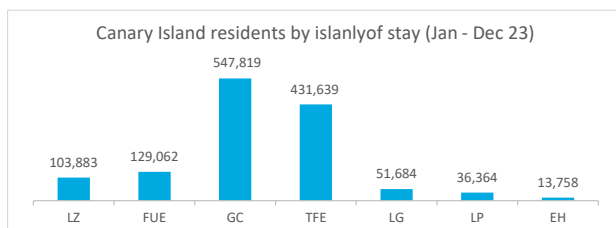
		ISLAND OF STAY							CANARY ISLANDS
		Lanzarote	Fuerteventura	Gran Canaria	Tenerife	La Gomera	La Palma	El Hierro	
ISLAND OF RESIDENCE	Lanzarote	24.1%	2.2%	15.1%	2.4%	0.0%	2.6%	1.7%	8.3%
	Fuerteventura	14.8%	26.2%	5.1%	1.5%	0.3%	1.4%	1.2%	6.2%
	Gran Canaria	13.8%	38.6%	44.3%	12.1%	9.5%	28.0%	13.2%	25.9%
	Tenerife	38.7%	6.0%	26.5%	56.0%	87.9%	29.3%	82.8%	40.8%
	La Gomera	0.0%	0.0%	2.4%	9.7%	2.0%	2.8%	1.1%	4.8%
	La Palma	8.4%	18.5%	2.2%	15.3%	0.4%	32.3%	0.0%	10.3%
	El Hierro	0.2%	8.4%	4.4%	3.0%	0.0%	3.6%	0.0%	3.6%
	CANARY ISLANDS	100%	100%	100%	100%	100%	100%	100%	100%

Distribution by island of stay

		ISLAND OF STAY							CANARY ISLANDS
		Lanzarote	Fuerteventura	Gran Canaria	Tenerife	La Gomera	La Palma	El Hierro	
ISLAND OF RESIDENCE	Lanzarote	25.0%	2.6%	59.9%	11.1%	0.0%	1.0%	0.4%	100%
	Fuerteventura	20.5%	41.2%	27.2%	9.7%	0.2%	0.7%	0.4%	100%
	Gran Canaria	4.6%	14.6%	56.5%	18.3%	1.5%	3.4%	1.1%	100%
	Tenerife	8.2%	1.5%	21.5%	53.9%	8.5%	2.3%	4.2%	100%
	La Gomera	0.0%	0.0%	16.3%	79.7%	1.6%	1.9%	0.5%	100%
	La Palma	7.0%	17.6%	7.2%	58.2%	0.2%	9.9%	0.0%	100%
	El Hierro	0.5%	23.0%	40.7%	32.7%	0.0%	3.2%	0.0%	100%
	CANARY ISLANDS	8.6%	9.8%	33.1%	39.3%	4.0%	3.2%	2.1%	100%

Canary Islands residents staying in tourist accommodation by island of stay

	Lanzarote	Fuerteventura	Gran Canaria	Tenerife	La Gomera	La Palma	El Hierro	Canary Islands
Jan-Dec 2022	113,924	136,035	509,752	423,208	48,919	36,642	11,651	1,280,131
Jan-Dec 2023	103,883	129,062	547,819	431,639	51,684	36,364	13,758	1,314,209
% tourist of the island	20.7%	23.0%	61.9%	57.0%	2.8%	39.7%	1.3%	100%
Change, 23-22	-10,041	-6,973	38,067	8,431	2,765	-278	2,107	34,078
Change, % 23-22	-8.8%	-5.1%	7.5%	2.0%	5.7%	-0.8%	18.1%	2.7%



Canary Islands residents staying in tourist accommodation by island of residence and island of stay

ISLAND OF RESIDENCE	ISLAND OF STAY								CANARY ISLANDS
	Lanzarote	Fuerteventura	Gran Canaria	Tenerife	La Gomera	La Palma	El Hierro		
Lanzarote	21,506	10,480	64,784	10,966	88	1,018	421	109,263	
Fuerteventura	11,984	29,719	33,284	5,104	159	613	151	81,014	
Gran Canaria	26,001	49,859	339,171	61,740	6,484	9,088	3,173	495,516	
Tenerife	36,015	11,672	78,491	246,129	42,809	9,274	7,425	431,815	
La Gomera	648	39	8,004	16,174	1,443	702	682	27,692	
La Palma	6,331	18,740	18,567	67,938	643	14,430	1,729	128,378	
El Hierro	1,398	8,553	5,518	23,588	58	1,239	177	40,531	
CANARY ISLANDS	103,883	129,062	547,819	431,639	51,684	36,364	13,758	1,314,209	

Year on year variation: January - December 2023/2022

ISLAND OF RESIDENCE	ISLAND OF STAY								CANARY ISLANDS
	Lanzarote	Fuerteventura	Gran Canaria	Tenerife	La Gomera	La Palma	El Hierro		
Lanzarote	-14.4%	-21.3%	41.5%	-43.8%	-9.3%	39.3%	54.2%	4.2%	
Fuerteventura	-0.9%	36.3%	-26.4%	-57.4%	367.6%	-14.9%	-78.9%	-12.5%	
Gran Canaria	-17.3%	-20.2%	8.6%	4.8%	8.8%	-1.3%	27.5%	2.7%	
Tenerife	-3.8%	-49.5%	-3.4%	16.3%	10.2%	-9.7%	66.0%	6.1%	
La Gomera	444.5%	-59.8%	163.0%	0.6%	-53.8%	-49.1%	201.8%	15.1%	
La Palma	-12.8%	26.0%	-13.0%	-28.5%	-16.6%	13.7%	-48.6%	-17.4%	
El Hierro	181.3%	2329.8%	505.7%	134.9%	-31.8%	-24.2%	53.9%	197.2%	
CANARY ISLANDS	-8.8%	-5.1%	7.5%	2.0%	5.7%	-0.8%	18.1%	2.7%	

Canary Islands residents travelling to other islands (residents of each island are excluded)

	Lanzarote	Fuerteventura	Gran Canaria	Tenerife	La Gomera	La Palma	El Hierro	CANARY ISLANDS
Outbound tourism	87,757	51,295	156,345	185,686	26,249	113,948	40,354	661,634
Year on year variation (%)	10.1%	-27.5%	-8.3%	-5.0%	25.3%	-20.1%	198.5%	-4.6%
Inbound tourism	82,377	99,343	208,648	185,510	50,241	21,934	13,581	661,634
Year on year variation (%)	-7.2%	-13.0%	5.6%	-12.3%	9.7%	-8.4%	17.7%	-4.6%
Net balance	-5,380	48,048	52,303	-176	23,992	-92,014	-26,773	0

Distribution by island of residence

ISLAND OF RESIDENCE	ISLAND OF STAY								CANARY ISLANDS
	Lanzarote	Fuerteventura	Gran Canaria	Tenerife	La Gomera	La Palma	El Hierro		
Lanzarote	20.7%	8.1%	11.8%	2.5%	0.2%	2.8%	3.1%	8.3%	
Fuerteventura	11.5%	23.0%	6.1%	1.2%	0.3%	1.7%	1.1%	6.2%	
Gran Canaria	25.0%	38.6%	61.9%	14.3%	12.5%	25.0%	23.1%	37.7%	
Tenerife	34.7%	9.0%	14.3%	57.0%	82.8%	25.5%	54.0%	32.9%	
La Gomera	0.6%	0.0%	1.5%	3.7%	2.8%	1.9%	5.0%	2.1%	
La Palma	6.1%	14.5%	3.4%	15.7%	1.2%	39.7%	12.6%	9.8%	
El Hierro	1.3%	6.6%	1.0%	5.5%	0.1%	3.4%	1.3%	3.1%	
CANARY ISLANDS	100%	100%	100%	100%	100%	100%	100%	100%	

Distribution by island of stay

ISLAND OF RESIDENCE	ISLAND OF STAY								CANARY ISLANDS
	Lanzarote	Fuerteventura	Gran Canaria	Tenerife	La Gomera	La Palma	El Hierro		
Lanzarote	19.7%	9.6%	59.3%	10.0%	0.1%	0.9%	0.4%	100%	
Fuerteventura	14.8%	36.7%	41.1%	6.3%	0.2%	0.8%	0.2%	100%	
Gran Canaria	5.2%	10.1%	68.4%	12.5%	1.3%	1.8%	0.6%	100%	
Tenerife	8.3%	2.7%	18.2%	57.0%	9.9%	2.1%	1.7%	100%	
La Gomera	2.3%	0.1%	28.9%	58.4%	5.2%	2.5%	2.5%	100%	
La Palma	4.9%	14.6%	14.5%	52.9%	0.5%	11.2%	1.3%	100%	
El Hierro	3.4%	21.1%	13.6%	58.2%	0.1%	3.1%	0.4%	100%	
CANARY ISLANDS	7.9%	9.8%	41.7%	32.8%	3.9%	2.8%	1.0%	100%	