


Tourist arrivals in the Canary Islands (ISTAC)

December 2023



CANARY ISLANDS

	United Kingdom	Germany	Belgium	France	Netherlands	Ireland	Italy	Switzerland	Denmark	Finland	Norway	Sweden	Nordics	Others	International	Mainland	TOTAL
2022	468,985	257,898	41,273	81,494	53,138	49,519	56,838	16,003	36,088	29,596	62,419	61,836	189,939	102,455	1,317,542	131,348	1,448,890
2023	515,745	289,422	44,505	77,160	60,081	58,888	66,499	15,448	39,903	40,936	57,399	64,177	202,415	113,030	1,443,192	126,421	1,569,613
Change	46,760	31,524	3,232	-4,334	6,943	9,369	9,661	-555	3,815	11,340	-5,020	2,341	12,476	10,575	125,650	-4,927	120,723
Change, %	10.0%	12.2%	7.8%	-5.3%	13.1%	18.9%	17.0%	-3.5%	10.6%	38.3%	-8.0%	3.8%	6.6%	10.3%	9.5%	-3.8%	8.3%

LANZAROTE

	United Kingdom	Germany	Belgium	France	Netherlands	Ireland	Italy	Switzerland	Denmark	Finland	Norway	Sweden	Nordics	Others	International	Mainland	TOTAL
2022	121,796	26,122	5,222	19,314	9,111	21,145	8,220	-	-	-	-	-	9,387	10,188	230,505	22,106	252,612
2023	134,324	28,944	5,026	21,160	8,492	25,272	9,462	-	-	-	-	-	9,644	13,242	255,566	20,261	275,827
Change	12,528	2,822	-196	1,846	-619	4,127	1,242	--	--	--	--	--	257	3,054	25,061	-1,845	23,215
Change, %	10.3%	10.8%	-3.8%	9.6%	-6.8%	19.5%	15.1%	--	--	--	--	--	2.7%	30.0%	10.9%	-8.3%	9.2%

FUERTEVENTURA

	United Kingdom	Germany	Belgium	France	Netherlands	Ireland	Italy	Switzerland	Denmark	Finland	Norway	Sweden	Nordics	Others	International	Mainland	TOTAL
2022	59,777	66,527	3,236	13,740	5,724	4,561	10,612	-	-	-	-	-	8,019	14,763	186,958	11,801	198,759
2023	66,228	69,019	3,635	10,353	5,805	5,460	10,553	-	-	-	-	-	8,185	16,810	196,048	12,084	208,132
Change	6,451	2,492	399	-3,387	81	899	-59	--	--	--	--	--	166	2,047	9,090	283	9,373
Change, %	10.8%	3.7%	12.3%	-24.7%	1.4%	19.7%	-0.6%	--	--	--	--	--	2.1%	13.9%	4.9%	2.4%	4.7%

GRAN CANARIA

	United Kingdom	Germany	Belgium	France	Netherlands	Ireland	Italy	Switzerland	Denmark	Finland	Norway	Sweden	Nordics	Others	International	Mainland	TOTAL
2022	71,205	80,560	9,659	14,506	21,919	8,816	10,455	-	-	-	-	-	124,003	32,524	373,649	37,798	411,447
2023	78,352	93,468	10,533	12,443	22,781	9,340	13,068	-	-	-	-	-	131,322	37,085	408,392	33,529	441,922
Change	7,147	12,908	874	-2,063	862	524	2,613	--	--	--	--	--	7,319	4,561	34,743	-4,269	30,475
Change, %	10.0%	16.0%	9.0%	-14.2%	3.9%	5.9%	25.0%	--	--	--	--	--	5.9%	14.0%	9.3%	-11.3%	7.4%

TENERIFE

	United Kingdom	Germany	Belgium	France	Netherlands	Ireland	Italy	Switzerland	Denmark	Finland	Norway	Sweden	Nordics	Others	International	Mainland	TOTAL
2022	215,100	76,722	22,817	33,551	15,968	14,984	27,336	-	-	-	-	-	47,555	60,081	514,113	56,268	570,381
2023	235,003	88,547	24,948	32,635	22,083	18,816	32,970	-	-	-	-	-	52,325	58,253	565,581	56,043	621,623
Change	19,903	11,825	2,131	-916	6,115	3,832	5,634	--	--	--	--	--	4,770	-1,828	51,468	-225	51,242
Change, %	9.3%	15.4%	9.3%	-2.7%	38.3%	25.6%	20.6%	--	--	--	--	--	10.0%	-3.0%	10.0%	-0.4%	9.0%

LA PALMA


	United Kingdom	Germany	Belgium	France	Netherlands	Ireland	Italy	Switzerland	Denmark	Finland	Norway	Sweden	Nordics	Others	International	Mainland	TOTAL
2022	716	6,757	318	325	263	0	179	-	-	-	-	-	672	666	9,897	2,830	12,726
2023	1,439	7,700	208	440	869	0	421	-	-	-	-	-	634	2,725	14,434	4,022	18,456
Change	723	943	-110	115	606	0	242	--	--	--	--	--	-38	2,059	4,537	1,192	5,730
Change, %	101.0%	14.0%	-34.6%	35.4%	230.4%	--	135.2%	--	--	--	--	--	-5.7%	309.2%	45.8%	42.1%	45.0%

Source: Frontur (ISTAC). Tourist arrivals by air.

Note: on the result of the estimated Canary Islands total arrivals, tourists from La Gomera and El Hierro are included. Only main tourists are taken into account in each island.

Tourist arrivals in the Canary Islands (ISTAC)

January - December 2023



CANARY ISLANDS

	United Kingdom	Germany	Belgium	France	Netherlands	Ireland	Italy	Switzerland	Denmark	Finland	Norway	Sweden	Nordics	Others	International	Mainland	TOTAL
2022	4,955,440	2,274,763	407,509	775,139	656,285	570,510	603,763	154,656	345,249	176,339	332,651	322,038	1,176,277	1,119,995	12,694,329	1,923,053	14,617,383
2023	5,612,270	2,551,711	432,062	841,310	658,423	725,824	654,625	190,973	304,652	213,049	407,598	381,552	1,306,851	1,292,530	14,266,572	1,944,338	16,210,911
Change	656,830	276,948	24,553	66,171	2,138	155,314	50,862	36,317	-40,597	36,710	74,947	59,514	130,574	172,535	1,572,243	21,285	1,593,528
Change, %	13.3%	12.2%	6.0%	8.5%	0.3%	27.2%	8.4%	23.5%	-11.8%	20.8%	22.5%	18.5%	11.1%	15.4%	12.4%	1.1%	10.9%

LANZAROTE

	United Kingdom	Germany	Belgium	France	Netherlands	Ireland	Italy	Switzerland	Denmark	Finland	Norway	Sweden	Nordics	Others	International	Mainland	TOTAL
2022	1,292,969	225,802	50,061	180,822	93,410	269,500	87,541	-	-	-	-	-	80,878	112,905	2,393,882	340,362	2,734,246
2023	1,496,007	253,510	59,015	218,740	80,142	348,679	97,546	-	-	-	-	-	65,674	111,959	2,731,267	317,923	3,049,188
Change	203,038	27,708	8,954	37,918	-13,268	79,179	10,005	--	--	--	--	--	-15,204	-946	337,385	-22,439	314,942
Change, %	15.7%	12.3%	17.9%	21.0%	-14.2%	29.4%	11.4%	--	--	--	--	--	-18.8%	-0.8%	14.1%	-6.6%	11.5%

FUERTEVENTURA

	United Kingdom	Germany	Belgium	France	Netherlands	Ireland	Italy	Switzerland	Denmark	Finland	Norway	Sweden	Nordics	Others	International	Mainland	TOTAL
2022	593,523	675,030	17,543	141,947	64,059	38,181	124,945	-	-	-	-	-	62,868	181,180	1,899,274	158,223	2,057,495
2023	702,055	716,685	23,819	132,159	62,090	62,599	117,762	-	-	-	-	-	64,858	221,837	2,103,863	170,997	2,274,859
Change	108,532	41,655	6,276	-9,788	-1,969	24,418	-7,183	--	--	--	--	--	1,990	40,657	204,589	12,774	217,364
Change, %	18.3%	6.2%	35.8%	-6.9%	-3.1%	64.0%	-5.7%	--	--	--	--	--	3.2%	22.4%	10.8%	8.1%	10.6%

GRAN CANARIA

	United Kingdom	Germany	Belgium	France	Netherlands	Ireland	Italy	Switzerland	Denmark	Finland	Norway	Sweden	Nordics	Others	International	Mainland	TOTAL
2022	779,815	692,204	105,410	132,691	273,474	80,553	111,226	-	-	-	-	-	735,348	340,604	3,251,327	537,282	3,788,611
2023	905,811	793,322	107,747	154,957	271,629	108,475	124,867	-	-	-	-	-	835,093	414,405	3,716,307	518,833	4,235,141
Change	125,996	101,118	2,337	22,266	-1,845	27,922	13,641	--	--	--	--	--	99,745	73,801	464,980	-18,449	446,530
Change, %	16.2%	14.6%	2.2%	16.8%	-0.7%	34.7%	12.3%	--	--	--	--	--	13.6%	21.7%	14.3%	-3.4%	11.8%

TENERIFE

	United Kingdom	Germany	Belgium	France	Netherlands	Ireland	Italy	Switzerland	Denmark	Finland	Norway	Sweden	Nordics	Others	International	Mainland	TOTAL
2022	2,265,934	613,720	229,912	311,310	214,852	181,317	278,416	-	-	-	-	-	291,085	621,129	5,007,670	813,976	5,821,643
2023	2,489,323	721,719	236,626	329,505	235,918	205,472	312,439	-	-	-	-	-	332,892	712,281	5,576,170	873,192	6,449,359
Change	223,389	107,999	6,714	18,195	21,066	24,155	34,023	--	--	--	--	--	41,807	91,152	568,500	59,216	627,716
Change, %	9.9%	17.6%	2.9%	5.8%	9.8%	13.3%	12.2%	--	--	--	--	--	14.4%	14.7%	11.4%	7.3%	10.8%

LA PALMA


	United Kingdom	Germany	Belgium	France	Netherlands	Ireland	Italy	Switzerland	Denmark	Finland	Norway	Sweden	Nordics	Others	International	Mainland	TOTAL
2022	12,702	38,484	3,699	4,132	8,156	308	1,266	-	-	-	-	-	1,736	13,724	84,205	62,083	146,284
2023	12,965	45,111	3,278	3,467	7,743	264	1,533	-	-	-	-	-	5,850	18,171	98,379	50,339	148,720
Change	263	6,627	-421	-665	-413	-44	267	--	--	--	--	--	4,114	4,447	14,174	-11,744	2,436
Change, %	2.1%	17.2%	-11.4%	-16.1%	-5.1%	-14.3%	21.1%	--	--	--	--	--	237.0%	32.4%	16.8%	-18.9%	1.7%

Source: Frontur (ISTAC). Tourist arrivals by air.

Note: on the result of the estimated Canary Islands total arrivals, tourists from La Gomera and El Hierro are included. Only main tourists are taken into account in each island.

Tourist arrivals in the Canary Islands (ISTAC)

December 2023 (vs. 2019)



CANARY ISLANDS

	United Kingdom	Germany	Belgium	France	Netherlands	Ireland	Italy	Switzerland	Denmark	Finland	Norway	Sweden	Nordics	Others	International	Mainland	TOTAL
2019	392,287	254,798	33,669	43,106	51,884	38,965	41,109	20,210	35,763	45,259	56,559	85,304	222,885	100,643	1,199,556	126,368	1,325,924
2023	515,745	289,422	44,505	77,160	60,081	58,888	66,499	15,448	39,903	40,936	57,399	64,177	202,415	113,030	1,443,192	126,421	1,569,613
Change	123,458	34,624	10,836	34,054	8,197	19,923	25,390	-4,762	4,140	-4,323	840	-21,127	-20,470	12,387	243,636	53	243,689
Change, %	31.5%	13.6%	32.2%	79.0%	15.8%	51.1%	61.8%	-23.6%	11.6%	-9.6%	1.5%	-24.8%	-9.2%	12.3%	20.3%	0.0%	18.4%

LANZAROTE

	United Kingdom	Germany	Belgium	France	Netherlands	Ireland	Italy	Switzerland	Denmark	Finland	Norway	Sweden	Nordics	Others	International	Mainland	TOTAL
2019	112,509	26,869	4,287	11,101	8,557	18,118	5,739	-	-	-	-	-	12,718	11,335	211,233	20,768	232,001
2023	134,324	28,944	5,026	21,160	8,492	25,272	9,462	-	-	-	-	-	9,644	13,242	255,566	20,261	275,827
Change	21,815	2,075	739	10,059	-65	7,154	3,723	--	--	--	--	--	-3,074	1,907	44,333	-507	43,826
Change, %	19.4%	7.7%	17.2%	90.6%	-0.8%	39.5%	64.9%	--	--	--	--	--	-24.2%	16.8%	21.0%	-2.4%	18.9%

FUERTEVENTURA

	United Kingdom	Germany	Belgium	France	Netherlands	Ireland	Italy	Switzerland	Denmark	Finland	Norway	Sweden	Nordics	Others	International	Mainland	TOTAL
2019	34,652	57,590	1,016	8,500	3,954	3,038	6,633	-	-	-	-	-	11,903	14,671	141,956	8,320	150,277
2023	66,228	69,019	3,635	10,353	5,805	5,460	10,553	-	-	-	-	-	8,185	16,810	196,048	12,084	208,132
Change	31,576	11,429	2,619	1,853	1,851	2,422	3,920	--	--	--	--	--	-3,718	2,139	54,092	3,764	57,855
Change, %	91.1%	19.8%	257.8%	21.8%	46.8%	79.7%	59.1%	--	--	--	--	--	-31.2%	14.6%	38.1%	45.2%	38.5%

GRAN CANARIA

	United Kingdom	Germany	Belgium	France	Netherlands	Ireland	Italy	Switzerland	Denmark	Finland	Norway	Sweden	Nordics	Others	International	Mainland	TOTAL
2019	55,631	101,292	7,406	6,985	20,344	6,320	9,027	-	-	-	-	-	130,509	34,934	372,447	37,947	410,394
2023	78,352	93,468	10,533	12,443	22,781	9,340	13,068	-	-	-	-	-	131,322	37,085	408,392	33,529	441,922
Change	22,721	-7,824	3,127	5,458	2,437	3,020	4,041	--	--	--	--	--	813	2,151	35,945	-4,418	31,528
Change, %	40.8%	-7.7%	42.2%	78.1%	12.0%	47.8%	44.8%	--	--	--	--	--	0.6%	6.2%	9.7%	-11.6%	7.7%

TENERIFE

	United Kingdom	Germany	Belgium	France	Netherlands	Ireland	Italy	Switzerland	Denmark	Finland	Norway	Sweden	Nordics	Others	International	Mainland	TOTAL
2019	185,916	54,888	20,337	15,993	16,829	11,323	19,644	-	-	-	-	-	63,816	56,868	445,613	55,397	501,010
2023	235,003	88,547	24,948	32,635	22,083	18,816	32,970	-	-	-	-	-	52,325	58,253	565,581	56,043	621,623
Change	49,087	33,659	4,611	16,642	5,254	7,493	13,326	--	--	--	--	--	-11,491	1,385	119,968	646	120,613
Change, %	26.4%	61.3%	22.7%	104.1%	31.2%	66.2%	67.8%	--	--	--	--	--	-18.0%	2.4%	26.9%	1.2%	24.1%

LA PALMA


	United Kingdom	Germany	Belgium	France	Netherlands	Ireland	Italy	Switzerland	Denmark	Finland	Norway	Sweden	Nordics	Others	International	Mainland	TOTAL
2019	2,047	8,494	348	198	1,747	0	58	-	-	-	-	-	2,928	1,734	17,554	3,038	20,593
2023	1,439	7,700	208	440	869	0	421	-	-	-	-	-	634	2,725	14,434	4,022	18,456
Change	-608	-794	-140	242	-878	0	363	--	--	--	--	--	-2,294	991	-3,120	984	-2,137
Change, %	-29.7%	-9.3%	-40.2%	122.2%	-50.3%	--	625.9%	--	--	--	--	--	-78.3%	57.2%	-17.8%	32.4%	-10.4%

Source: Frontur (ISTAC). Tourist arrivals by air.

Note: on the result of the estimated Canary Islands total arrivals, tourists from La Gomera and El Hierro are included. Only main tourists are taken into account in each island.

Tourist arrivals in the Canary Islands (ISTAC)

January - December 2023 (vs.2019)



CANARY ISLANDS

	United Kingdom	Germany	Belgium	France	Netherlands	Ireland	Italy	Switzerland	Denmark	Finland	Norway	Sweden	Nordics	Others	International	Mainland	TOTAL
2019	4,939,404	2,651,378	400,098	583,267	583,955	584,856	455,384	263,508	297,297	260,808	431,909	546,371	1,536,385	1,149,249	13,147,474	1,968,234	15,115,709
2023	5,612,270	2,551,711	432,062	841,310	658,423	725,824	654,625	190,973	304,652	213,049	407,598	381,552	1,306,851	1,292,530	14,266,572	1,944,338	16,210,911
Change	672,866	-99,667	31,964	258,043	74,468	140,968	199,241	-72,535	7,355	-47,759	-24,311	-164,819	-229,534	143,281	1,119,098	-23,896	1,095,202
Change, %	13.6%	-3.8%	8.0%	44.2%	12.8%	24.1%	43.8%	-27.5%	2.5%	-18.3%	-5.6%	-30.2%	-14.9%	12.5%	8.5%	-1.2%	7.2%

LANZAROTE

	United Kingdom	Germany	Belgium	France	Netherlands	Ireland	Italy	Switzerland	Denmark	Finland	Norway	Sweden	Nordics	Others	International	Mainland	TOTAL
2019	1,406,482	305,775	52,230	152,466	94,425	310,171	66,428	-	-	-	-	-	94,645	134,882	2,617,495	295,542	2,913,037
2023	1,496,007	253,510	59,015	218,740	80,142	348,679	97,546	-	-	-	-	-	65,674	111,959	2,731,267	317,923	3,049,188
Change	89,525	-52,265	6,785	66,274	-14,283	38,508	31,118	--	--	--	--	--	-28,971	-22,923	113,772	22,381	136,151
Change, %	6.4%	-17.1%	13.0%	43.5%	-15.1%	12.4%	46.8%	--	--	--	--	--	-30.6%	-17.0%	4.3%	7.6%	4.7%

FUERTEVENTURA

	United Kingdom	Germany	Belgium	France	Netherlands	Ireland	Italy	Switzerland	Denmark	Finland	Norway	Sweden	Nordics	Others	International	Mainland	TOTAL
2019	482,331	688,725	14,905	110,917	49,070	34,971	86,417	-	-	-	-	-	83,394	189,572	1,740,298	154,647	1,894,946
2023	702,055	716,685	23,819	132,159	62,090	62,599	117,762	-	-	-	-	-	64,858	221,837	2,103,863	170,997	2,274,859
Change	219,724	27,960	8,914	21,242	13,020	27,628	31,345	--	--	--	--	--	-18,536	32,265	363,565	16,350	379,913
Change, %	45.6%	4.1%	59.8%	19.2%	26.5%	79.0%	36.3%	--	--	--	--	--	-22.2%	17.0%	20.9%	10.6%	20.0%

GRAN CANARIA

	United Kingdom	Germany	Belgium	France	Netherlands	Ireland	Italy	Switzerland	Denmark	Finland	Norway	Sweden	Nordics	Others	International	Mainland	TOTAL
2019	759,358	852,928	102,465	92,148	235,449	76,597	98,259	-	-	-	-	-	940,648	403,379	3,561,228	632,844	4,194,072
2023	905,811	793,322	107,747	154,957	271,629	108,475	124,867	-	-	-	-	-	835,093	414,405	3,716,307	518,833	4,235,141
Change	146,453	-59,606	5,282	62,809	36,180	31,878	26,608	--	--	--	--	--	-105,555	11,026	155,079	-114,011	41,069
Change, %	19.3%	-7.0%	5.2%	68.2%	15.4%	41.6%	27.1%	--	--	--	--	--	-11.2%	2.7%	4.4%	-18.0%	1.0%

TENERIFE

	United Kingdom	Germany	Belgium	France	Netherlands	Ireland	Italy	Switzerland	Denmark	Finland	Norway	Sweden	Nordics	Others	International	Mainland	TOTAL
2019	2,242,435	638,815	219,729	215,377	179,646	161,600	201,664	-	-	-	-	-	394,576	651,634	4,905,469	823,690	5,729,162
2023	2,489,323	721,719	236,626	329,505	235,918	205,472	312,439	-	-	-	-	-	332,892	712,281	5,576,170	873,192	6,449,359
Change	246,888	82,904	16,897	114,128	56,272	43,872	110,775	--	--	--	--	--	-61,684	60,647	670,701	49,502	720,197
Change, %	11.0%	13.0%	7.7%	53.0%	31.3%	27.1%	54.9%	--	--	--	--	--	-15.6%	9.3%	13.7%	6.0%	12.6%

LA PALMA


	United Kingdom	Germany	Belgium	France	Netherlands	Ireland	Italy	Switzerland	Denmark	Finland	Norway	Sweden	Nordics	Others	International	Mainland	TOTAL
2019	26,828	99,376	6,712	9,126	21,890	433	1,867	-	-	-	-	-	16,122	23,600	205,952	51,899	257,852
2023	12,965	45,111	3,278	3,467	7,743	264	1,533	-	-	-	-	-	5,850	18,171	98,379	50,339	148,720
Change	-13,863	-54,265	-3,434	-5,659	-14,147	-169	-334	--	--	--	--	--	-10,272	-5,429	-107,573	-1,560	-109,132
Change, %	-51.7%	-54.6%	-51.2%	-62.0%	-64.6%	-39.0%	-17.9%	--	--	--	--	--	-63.7%	-23.0%	-52.2%	-3.0%	-42.3%

Source: Frontur (ISTAC). Tourist arrivals by air.

Note: on the result of the estimated Canary Islands total arrivals, tourists from La Gomera and El Hierro are included. Only main tourists are taken into account in each island.

International tourist arrivals in Spain (INE)

December 2023



BY COUNTRY OF RESIDENCE

Monthly

	UK	Germany	Belgium	France	Netherlands	Ireland	Italy	Switzerland	Denmark	Finland	Norway	Sweden	Nordics	Russia	Portugal	Austria	Others	INTERNATIONAL
Dec-22	764,766	453,940	133,634	662,604	166,830	105,208	257,314	75,126	63,564	51,575	87,142	105,850	308,131	0	196,106	25,156	978,478	4,127,293
Dec-23	907,752	561,521	170,238	819,405	205,639	124,670	354,033	113,682	72,878	60,114	90,109	119,951	343,052	0	234,811	50,151	1,322,385	5,207,339
Change	142,986	107,581	36,604	156,801	38,809	19,462	96,719	38,556	9,314	8,539	2,967	14,101	34,921	--	38,705	24,995	343,907	1,080,046
Change, %	18.7%	23.7%	27.4%	23.7%	23.3%	18.5%	37.6%	51.3%	14.7%	16.6%	3.4%	13.3%	11.3%	--	19.7%	99.4%	35.1%	26.2%

Year-to-date

	UK	Germany	Belgium	France	Netherlands	Ireland	Italy	Switzerland	Denmark	Finland	Norway	Sweden	Nordics	Russia	Portugal	Austria	Others	INTERNATIONAL
Jan-Dec 22	15,121,911	9,768,598	2,513,389	10,096,040	3,923,090	2,089,462	4,011,139	1,654,733	1,144,733	466,329	1,253,752	1,426,410	4,291,224	31,528	2,415,936	952,132	14,790,100	71,659,282
Jan-Dec 23	17,328,629	10,801,230	2,740,011	11,812,623	4,094,017	2,477,428	4,862,972	2,007,068	1,190,657	591,957	1,377,011	1,704,614	4,864,239	--	2,840,698	1,249,973	19,977,639	85,056,527
Change	2,206,718	1,032,632	226,622	1,716,583	170,927	387,966	851,833	352,335	45,924	125,628	123,259	278,204	573,015	--	424,762	297,841	5,187,539	13,397,245
Change, %	14.6%	10.6%	9.0%	17.0%	4.4%	18.6%	21.2%	21.3%	4.0%	26.9%	9.8%	19.5%	13.4%	--	17.6%	31.3%	35.1%	18.7%

BY AUTONOMOUS COMMUNITY

Monthly

	Canary Islands	Andalusia	Aragon	Asturias	Canary Islands	Cantabria	C. y Leon	C. La Mancha	Catalonia	Valencian Region	Extremadura	Galicia	Madrid	Murcia	Navarre	Basque Country	La Rioja	SPAIN
Dec-22	1,219,648	533,927	29,935	11,574	130,814	20,030	77,016	0	814,112	513,864	0	105,967	440,604	47,517	0	115,478	0	4,127,293
Dec-23	1,373,879	625,424	38,018	0	165,688	30,070	96,820	0	1,021,184	714,043	0	184,878	606,059	72,487	0	180,408	0	5,207,339
Change	154,231	91,497	8,083	-11,574	34,874	10,040	19,804	0	207,072	200,179	0	78,911	165,455	24,970	0	64,930	0	1,080,046
Change, %	12.6%	17.1%	27.0%	-100.0%	26.7%	50.1%	25.7%	--	25.4%	39.0%	--	74.5%	37.6%	52.5%	--	56.2%	--	26.2%


Year-to-date

	Canary Islands	Andalusia	Aragon	Asturias	Canary Islands	Cantabria	C. y Leon	C. La Mancha	Catalonia	Valencian Region	Extremadura	Galicia	Madrid	Murcia	Navarre	Basque Country	La Rioja	SPAIN
Jan-Dec 22	12,328,012	10,009,890	385,176	268,964	13,203,884	323,697	1,016,507	161,114	14,852,042	8,616,447	233,981	1,271,894	6,048,182	821,233	227,782	1,545,014	0	71,659,282
Jan-Dec 23	13,942,966	12,200,668	435,107	338,021	14,405,322	444,099	1,239,357	137,937	18,004,009	10,491,988	159,514	1,639,172	7,841,054	992,514	277,437	2,034,630	11,533	85,056,527
Change	1,614,954	2,190,778	49,931	69,057	1,201,438	120,402	222,850	-23,177	3,151,967	1,875,541	-74,467	367,278	1,792,872	171,281	49,655	489,616	11,533	13,397,245
Change, %	13.1%	21.9%	13.0%	25.7%	9.1%	37.2%	21.9%	-14.4%	21.2%	21.8%	-31.8%	28.9%	29.6%	20.9%	21.8%	31.7%	--	18.7%

Note: Since March 2022, "Russia" is included in Others. Source: Frontur (INE).

International tourist arrivals in Spain (INE)

December 2023



BY COUNTRY OF RESIDENCE

Monthly

	UK	Germany	Belgium	France	Netherlands	Ireland	Italy	Switzerland	Denmark	Finland	Norway	Sweden	Nordics	Russia	Portugal	Austria	Others	INTERNATIONAL
Dec-22	786,044	495,062	129,864	552,553	163,930	83,633	305,220	88,968	66,493	66,976	89,646	141,025	364,140	52,703	136,294	38,253	1,108,077	4,304,741
Dec-23	907,752	561,521	170,238	819,405	205,639	124,670	354,033	113,682	72,878	60,114	90,109	119,951	343,052	0	234,811	50,151	1,322,385	5,207,339
Change	121,708	66,459	40,374	266,852	41,709	41,037	48,813	24,714	6,385	-6,862	463	-21,074	-21,088	--	98,517	11,898	214,308	902,598
Change, %	15.5%	13.4%	31.1%	48.3%	25.4%	49.1%	16.0%	27.8%	9.6%	-10.2%	0.5%	-14.9%	-5.8%	--	72.3%	31.1%	19.3%	21.0%

Year-to-date

	UK	Germany	Belgium	France	Netherlands	Ireland	Italy	Switzerland	Denmark	Finland	Norway	Sweden	Nordics	Russia	Portugal	Austria	Others	INTERNATIONAL
Jan-Dec 22	18,012,482	11,158,022	2,525,887	11,147,397	3,684,260	2,177,592	4,534,513	1,811,867	1,202,528	760,291	1,480,842	2,086,452	5,530,113	1,314,079	2,428,789	1,195,901	17,988,249	83,509,151
Jan-Dec 23	17,328,629	10,801,230	2,740,011	11,812,623	4,094,017	2,477,428	4,862,972	2,007,068	1,190,657	591,957	1,377,011	1,704,614	4,864,239	--	2,840,698	1,249,973	19,977,639	85,056,527
Change	-683,853	-356,792	214,124	665,226	409,757	299,836	328,459	195,201	-11,871	-168,334	-103,831	-381,838	-665,874	--	411,909	54,072	1,989,390	1,547,376
Change, %	-3.8%	-3.2%	8.5%	6.0%	11.1%	13.8%	7.2%	10.8%	-1.0%	-22.1%	-7.0%	-18.3%	-12.0%	--	17.0%	4.5%	11.1%	1.9%

BY AUTONOMOUS COMMUNITY

Monthly

	Canary Islands	Andalusia	Aragon	Asturias	Canary Islands	Cantabria	C. y Leon	C. La Mancha	Catalonia	Valencian Region	Extremadura	Galicia	Madrid	Murcia	Navarre	Basque Country	La Rioja	SPAIN
Dec-22	1,200,768	557,861	37,262	0	124,847	10,712	66,761	21,207	993,169	454,520	0	81,580	528,787	37,938	0	93,080	0	4,304,741
Dec-23	1,373,879	625,424	38,018	0	165,688	30,070	96,820	0	1,021,184	714,043	0	184,878	606,059	72,487	0	180,408	0	5,207,339
Change	173,111	67,563	756	0	40,841	19,358	30,059	-21,207	28,015	259,523	0	103,298	77,272	34,549	0	87,328	0	902,598
Change, %	14.4%	12.1%	2.0%	--	32.7%	180.7%	45.0%	-100.0%	2.8%	57.1%	--	126.6%	14.6%	91.1%	--	93.8%	--	21.0%


Year-to-date

	Canary Islands	Andalusia	Aragon	Asturias	Canary Islands	Cantabria	C. y Leon	C. La Mancha	Catalonia	Valencian Region	Extremadura	Galicia	Madrid	Murcia	Navarre	Basque Country	La Rioja	SPAIN
Jan-Dec 22	13,146,862	12,023,153	544,762	262,089	13,679,781	392,517	1,286,199	262,044	19,375,153	9,535,495	164,356	1,624,709	7,640,980	1,037,819	253,659	1,611,281	28,148	83,509,151
Jan-Dec 23	13,942,966	12,200,668	435,107	338,021	14,405,322	444,099	1,239,357	137,937	18,004,009	10,491,988	159,514	1,639,172	7,841,054	992,514	277,437	2,034,630	11,533	85,056,527
Change	796,104	177,515	-109,655	75,932	725,541	51,582	-46,842	-124,107	-1,371,144	956,493	-4,842	14,463	200,074	-45,305	23,778	423,349	-16,615	1,547,376
Change, %	6.1%	1.5%	-20.1%	29.0%	5.3%	13.1%	-3.6%	-47.4%	-7.1%	10.0%	-2.9%	0.9%	2.6%	-4.4%	9.4%	26.3%	-59.0%	1.9%

Note: Since March 2022, "Russia" is included in Others. Source: Frontur (INE).

Tourist arrivals in the Canary Islands (ISTAC)

December 2023



Number of tourists by holiday package booking and country of residence

December 2023

	Book	Do not book	TOTAL	% Book	% Do not book
International	724,469	718,724	1,443,193	50.2%	49.8%
- Germany	173,318	116,104	289,422	59.9%	40.1%
- Netherlands	30,084	29,997	60,081	50.1%	49.9%
- Ireland	13,140	45,748	58,888	22.3%	77.7%
- Nordics	122,832	79,583	202,415	60.7%	39.3%
- United Kingdom	298,755	216,990	515,745	57.9%	42.1%
- Switzerland	6,183	9,265	15,448	40.0%	60.0%
- Others	80,157	221,037	301,194	26.6%	73.4%
Spanish Mainland	20,144	106,278	126,421	15.9%	84.1%
TOTAL	744,613	825,002	1,569,614	47.4%	52.6%

January - December 2023

	Book	Do not book	TOTAL	% Book	% Do not book
International	7,445,886	6,820,700	14,266,586	52.2%	47.8%
- Germany	1,666,815	884,896	2,551,711	65.3%	34.7%
- Netherlands	392,814	265,611	658,423	59.7%	40.3%
- Ireland	216,226	509,598	725,824	29.8%	70.2%
- Nordics	816,264	490,587	1,306,851	62.5%	37.5%
- United Kingdom	3,122,362	2,489,909	5,612,270	55.6%	44.4%
- Switzerland	79,439	111,535	190,973	41.6%	58.4%
- Others	1,151,966	2,068,564	3,220,528	35.8%	64.2%
Spanish Mainland	333,019	1,611,320	1,944,338	17.1%	82.9%
TOTAL	7,778,905	8,432,020	16,210,918	48.0%	52.0%

Share of tourists by accommodation type and country of residence

December 2023

	Hotels and similar	Apartments	Property	Cruise	Others
International	62.1%	19.7%	3.0%	5.7%	9.5%
- Germany	61.6%	11.1%	3.6%	13.9%	9.7%
- Netherlands	64.0%	24.5%	1.6%	0.5%	9.4%
- Ireland	57.7%	30.6%	2.7%	0.3%	8.7%
- Nordics	61.2%	33.0%	1.9%	0.0%	3.9%
- United Kingdom	63.0%	21.4%	2.7%	7.6%	5.3%
- Switzerland	69.4%	9.5%	4.2%	1.7%	15.2%
- Others	61.8%	13.3%	4.1%	0.6%	20.1%
Spanish Mainland	60.9%	7.5%	2.2%	0.2%	29.2%
TOTAL	62.0%	18.7%	3.0%	5.3%	11.1%

January - December 2023

	Hotels and similar	Apartments	Property	Cruise	Others
International	67.6%	19.2%	2.7%	2.2%	8.3%
- Germany	70.7%	11.3%	3.4%	7.2%	7.3%
- Netherlands	66.9%	25.1%	1.5%	0.2%	6.4%
- Ireland	57.5%	32.4%	2.4%	0.3%	7.4%
- Nordics	64.7%	28.1%	2.7%	0.1%	4.4%
- United Kingdom	67.8%	22.2%	2.1%	2.1%	5.8%
- Switzerland	74.5%	10.3%	3.8%	0.5%	10.9%
- Others	67.9%	12.8%	3.6%	0.4%	15.4%
Spanish Mainland	60.0%	9.1%	1.9%	0.0%	28.9%
TOTAL	66.7%	18.0%	2.6%	2.0%	10.7%

Source: Frontur (ISTAC). Tourist arrivals by air.

Note: on the result of the estimated Canary Islands total arrivals, tourists from La Gomera and El Hierro are included.

Tourist arrivals in the Canary Islands (ISTAC)

December 2023



Number of tourists by holiday package booking and island of stay

December 2023

	Lanzarote	Fuerteventura	Gran Canaria	Tenerife	La Palma	CANARY ISLANDS	
Book	Total	129,582	146,648	268,080	268,318	22,262	744,613
	- International	125,765	144,751	265,005	257,130	22,032	724,469
	- Spanish Mainland	3,817	1,897	3,075	11,188	230	20,144
Do not book	Total	171,172	84,248	197,019	367,744	15,712	825,002
	- International	153,727	73,567	165,704	320,969	11,749	718,724
	- Spanish Mainland	17,445	10,681	31,315	46,775	3,963	106,278
TOTAL	All markets	300,753	230,895	465,098	636,062	37,973	1,569,614
	- International	279,491	218,318	430,708	578,100	33,781	1,443,193
	- Spanish Mainland	21,262	12,577	34,390	57,962	4,192	126,421
% book package	Total	43.1%	63.5%	57.6%	42.2%	58.6%	47.4%
	- International	45.0%	66.3%	61.5%	44.5%	65.2%	50.2%
	- Spanish Mainland	18.0%	15.1%	8.9%	19.3%	5.5%	15.9%

January - December 2023

	Lanzarote	Fuerteventura	Gran Canaria	Tenerife	La Palma	CANARY ISLANDS	
Book	Total	1,473,143	1,547,106	2,351,097	2,662,284	105,568	7,778,905
	- International	1,418,327	1,513,233	2,277,079	2,496,299	98,337	7,445,886
	- Spanish Mainland	54,816	33,873	74,018	165,985	7,231	333,019
Do not book	Total	1,705,897	833,478	1,989,578	3,910,541	127,861	8,432,020
	- International	1,434,859	689,875	1,534,397	3,182,108	79,492	6,820,700
	- Spanish Mainland	271,038	143,603	455,181	728,433	48,369	1,611,320
TOTAL	All markets	3,179,039	2,380,580	4,340,676	6,572,822	233,427	16,210,918
	- International	2,853,186	2,203,105	3,811,475	5,678,405	177,831	14,266,580
	- Spanish Mainland	325,853	177,475	529,201	894,417	55,596	1,944,338
% book package	Total	46.3%	65.0%	54.2%	40.5%	45.2%	48.0%
	- International	49.7%	68.7%	59.7%	44.0%	55.3%	52.2%
	- Spanish Mainland	16.8%	19.1%	14.0%	18.6%	13.0%	17.1%

Share of tourists by accommodation type and island of stay

December 2023

	Lanzarote	Fuerteventura	Gran Canaria	Tenerife	La Palma	CANARY ISLANDS	
International	Hotels	58.4%	73.3%	57.3%	57.3%	21.2%	62.1%
	Apartments	23.6%	10.0%	21.1%	18.0%	8.3%	19.7%
	Property	1.7%	2.5%	2.6%	3.7%	2.2%	3.0%
	Cruise	7.6%	8.9%	12.4%	9.0%	49.3%	5.7%
	Others	8.7%	5.3%	6.6%	12.1%	19.0%	9.5%
Spanish Mainland	Hotels	70.7%	69.4%	54.9%	62.8%	28.3%	60.9%
	Apartments	11.1%	7.6%	6.3%	7.2%	5.1%	7.5%
	Property	0.9%	3.1%	2.1%	1.9%	9.4%	2.2%
	Cruise	0.0%	0.0%	0.5%	0.1%	0.0%	0.2%
	Others	17.3%	20.0%	36.1%	28.0%	57.3%	29.2%
TOTAL	Hotels	59.3%	73.1%	57.1%	57.8%	22.0%	62.0%
	Apartments	22.7%	9.9%	20.0%	17.0%	7.9%	18.7%
	Property	1.7%	2.5%	2.6%	3.5%	3.0%	3.0%
	Cruise	7.0%	8.4%	11.5%	8.2%	43.9%	5.3%
	Others	9.3%	6.1%	8.8%	13.5%	23.2%	11.1%

January - December 2023

	Lanzarote	Fuerteventura	Gran Canaria	Tenerife	La Palma	CANARY ISLANDS	
International	Hotels	63.2%	79.7%	65.4%	63.6%	30.6%	67.6%
	Apartments	26.8%	9.2%	20.2%	17.7%	12.0%	19.2%
	Property	1.4%	2.2%	2.5%	3.5%	2.6%	2.7%
	Cruise	3.2%	3.5%	5.4%	3.7%	33.6%	2.2%
	Others	5.4%	5.4%	6.5%	11.4%	21.3%	8.3%
Spanish Mainland	Hotels	65.3%	62.6%	57.4%	60.5%	47.9%	60.0%
	Apartments	14.2%	10.5%	8.0%	7.9%	6.5%	9.1%
	Property	1.6%	3.1%	1.6%	1.7%	3.0%	1.9%
	Cruise	0.1%	0.0%	0.1%	0.0%	0.1%	0.0%
	Others	18.7%	23.8%	32.9%	29.8%	42.5%	28.9%
TOTAL	Hotels	63.5%	78.4%	64.4%	63.2%	34.7%	66.7%
	Apartments	25.5%	9.3%	18.7%	16.4%	10.7%	18.0%
	Property	1.4%	2.3%	2.4%	3.3%	2.7%	2.6%
	Cruise	2.9%	3.3%	4.8%	3.2%	25.6%	2.0%
	Others	6.8%	6.7%	9.7%	13.9%	26.4%	10.7%

Source: Frontur (ISTAC). Tourist arrivals by air.

Note: in the islands are included tourists who have chosen the island as the main destination of their trip or as a secondary destination. (*) Others = house of friend or relative + other type of accommodation