

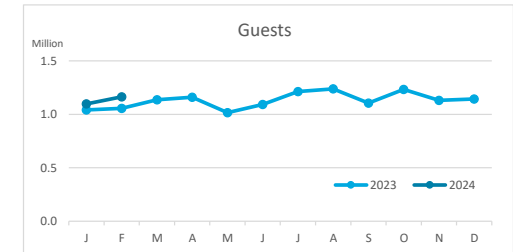
# Main tourist accommodation indicators

## CANARY ISLANDS (January - February 2024)



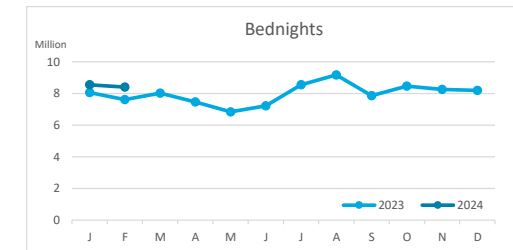
### GUESTS BY ACCOMMODATION TYPE (\*)

|              | Breakdown by accommodation type |          |                |                  |           |          |                |                  |            |          |                |                |
|--------------|---------------------------------|----------|----------------|------------------|-----------|----------|----------------|------------------|------------|----------|----------------|----------------|
|              | TOTAL                           |          |                |                  | Hotels    |          |                |                  | Apartments |          |                |                |
|              | Abroad                          | Mainland | Canary Islands | Total            | Abroad    | Mainland | Canary Islands | Total            | Abroad     | Mainland | Canary Islands | Total          |
| Jan - Feb 23 | 1,823,783                       | 162,544  | 109,202        | <b>2,095,529</b> | 1,422,070 | 147,258  | 87,363         | <b>1,656,691</b> | 401,713    | 15,286   | 21,839         | <b>438,838</b> |
| Jan - Feb 24 | 1,997,229                       | 159,993  | 103,501        | <b>2,260,723</b> | 1,544,490 | 144,844  | 83,059         | <b>1,772,393</b> | 452,739    | 15,149   | 20,442         | <b>488,330</b> |
| Change       | 173,446                         | -2,551   | -5,701         | <b>165,194</b>   | 122,420   | -2,414   | -4,304         | <b>115,702</b>   | 51,026     | -137     | -1,397         | <b>49,492</b>  |
| Change, %    | 9.5%                            | -1.6%    | -5.2%          | <b>7.9%</b>      | 8.6%      | -1.6%    | -4.9%          | <b>7.0%</b>      | 12.7%      | -0.9%    | -6.4%          | <b>11.3%</b>   |



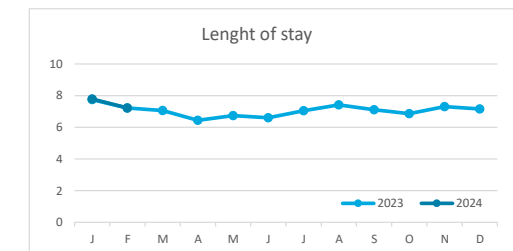
### BEDNIGHTS

|              | Breakdown by accommodation type |          |                |                   |            |          |                |                   |            |          |                |                  |
|--------------|---------------------------------|----------|----------------|-------------------|------------|----------|----------------|-------------------|------------|----------|----------------|------------------|
|              | TOTAL                           |          |                |                   | Hotels     |          |                |                   | Apartments |          |                |                  |
|              | Abroad                          | Mainland | Canary Islands | Total             | Abroad     | Mainland | Canary Islands | Total             | Abroad     | Mainland | Canary Islands | Total            |
| Jan - Feb 23 | 14,509,821                      | 769,581  | 396,990        | <b>15,676,392</b> | 10,603,662 | 671,476  | 277,171        | <b>11,552,309</b> | 3,906,159  | 98,105   | 119,819        | <b>4,124,083</b> |
| Jan - Feb 24 | 15,782,776                      | 750,678  | 417,040        | <b>16,950,494</b> | 11,509,146 | 656,767  | 298,987        | <b>12,464,900</b> | 4,273,630  | 93,911   | 118,053        | <b>4,485,594</b> |
| Change       | 1,272,955                       | -18,903  | 20,050         | <b>1,274,102</b>  | 905,484    | -14,709  | 21,816         | <b>912,591</b>    | 367,471    | -4,194   | -1,766         | <b>361,511</b>   |
| Change, %    | 8.8%                            | -2.5%    | 5.1%           | <b>8.1%</b>       | 8.5%       | -2.2%    | 7.9%           | <b>7.9%</b>       | 9.4%       | -4.3%    | -1.5%          | <b>8.8%</b>      |

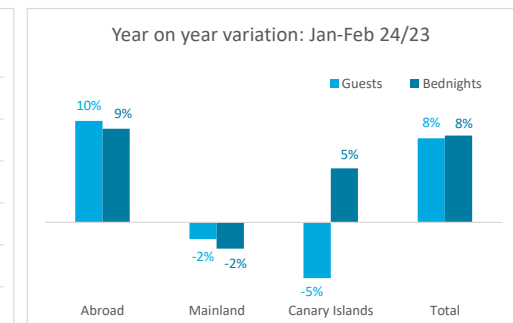
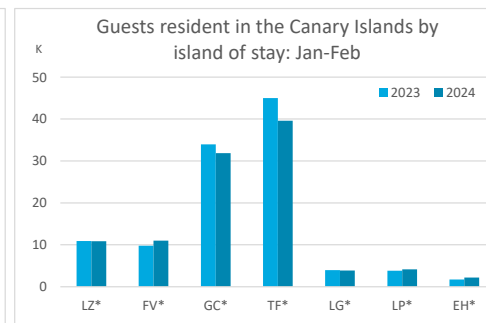
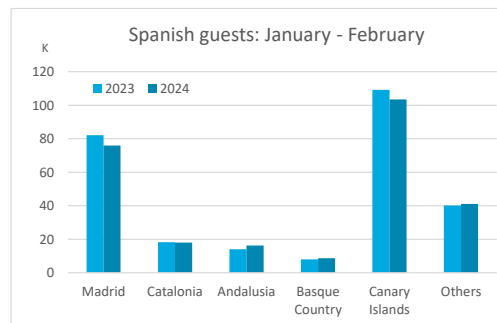
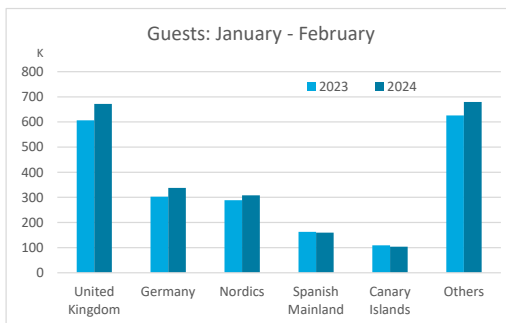


### LENGHT OF STAY

|              | Breakdown by accommodation type |          |                |            |        |          |                |            |            |          |                |             |
|--------------|---------------------------------|----------|----------------|------------|--------|----------|----------------|------------|------------|----------|----------------|-------------|
|              | TOTAL                           |          |                |            | Hotels |          |                |            | Apartments |          |                |             |
|              | Abroad                          | Mainland | Canary Islands | Total      | Abroad | Mainland | Canary Islands | Total      | Abroad     | Mainland | Canary Islands | Total       |
| Jan - Feb 23 | 8.0                             | 4.7      | 3.6            | <b>7.5</b> | 7.5    | 4.6      | 3.2            | <b>7.0</b> | 9.7        | 6.4      | 5.5            | <b>9.4</b>  |
| Jan - Feb 24 | 7.9                             | 4.7      | 4.0            | <b>7.5</b> | 7.5    | 4.5      | 3.6            | <b>7.0</b> | 9.4        | 6.2      | 5.8            | <b>9.2</b>  |
| Change       | -0.1                            | 0.0      | 0.4            | <b>0.0</b> | 0.0    | 0.0      | 0.4            | <b>0.1</b> | -0.3       | -0.2     | 0.3            | <b>-0.2</b> |



### GUESTS AND BEDNIGHTS BY PLACE OF RESIDENCE



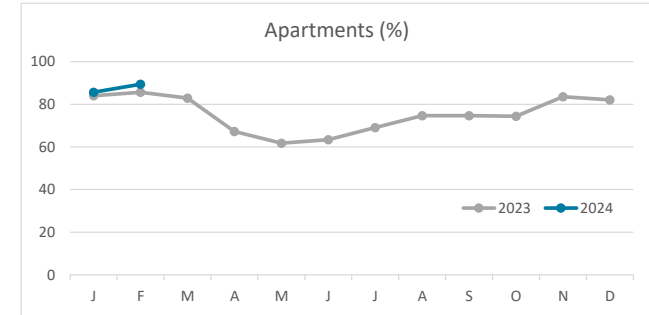
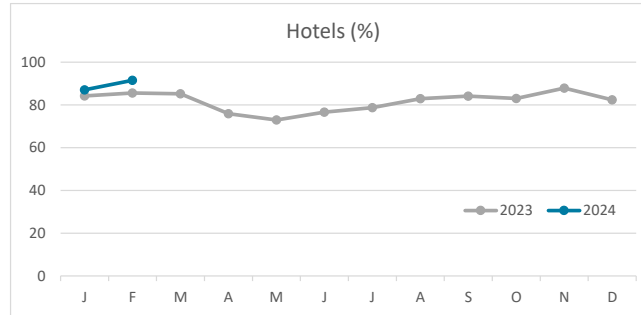
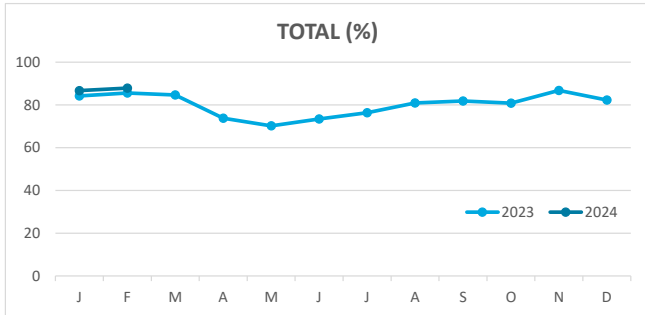
Note: LZ\* (Lanzarote), FV\* (Fuerteventura), GC\* (Gran Canaria), TF\* (Tenerife), LG\* (La Gomera), LP\* (La Palma) and EH\* (El Hierro).

# Main tourist accommodation indicators

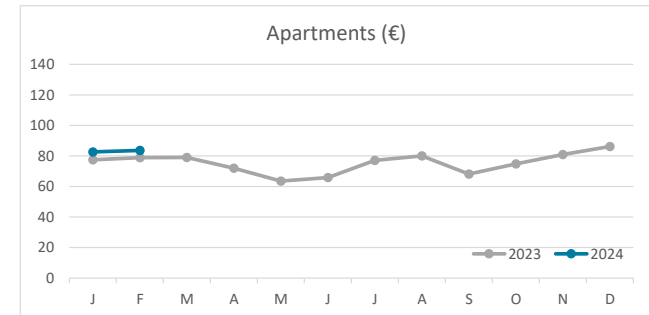
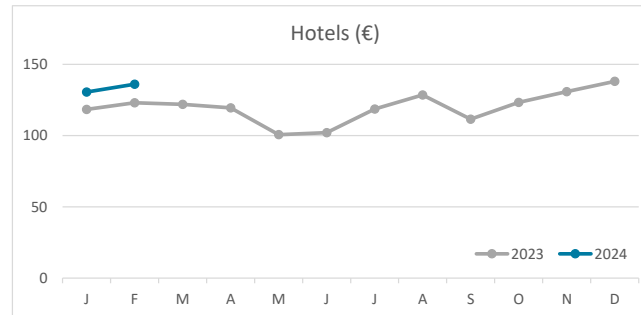
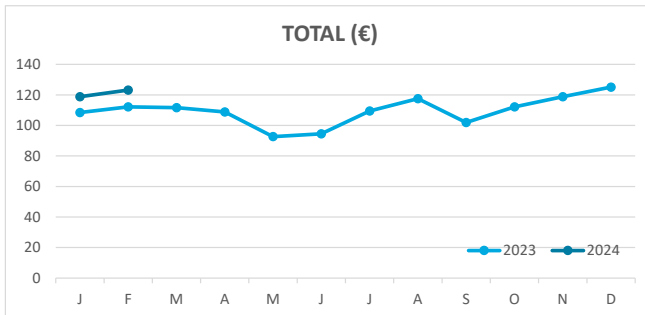
## CANARY ISLANDS (January - February 2024)



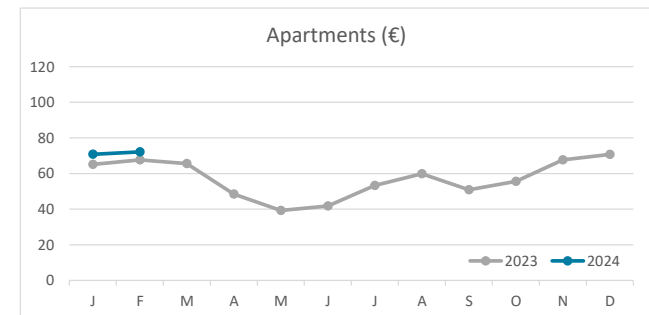
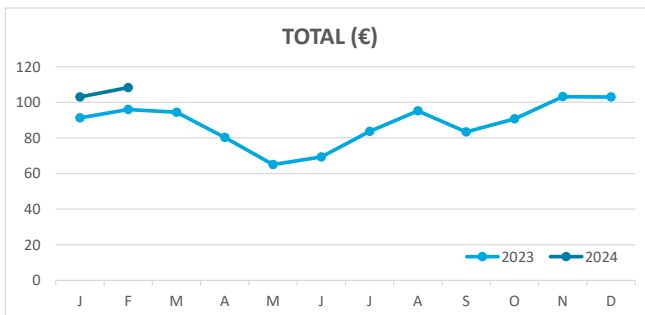
### OCCUPANCY RATE PER ROOM / APARTMENT



### ADR (Average Daily Rate)



### REVPAR (Revenue Per Available Room)



Note: "Guests indicator" refers to number of guests checking in as new arrivals.  
 Source: Encuestas de Alojamiento Turístico (ISTAC)