

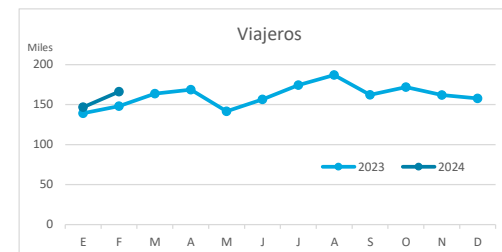
# Principales indicadores de alojamiento turístico

## FUERTEVENTURA (hasta febrero de 2024)



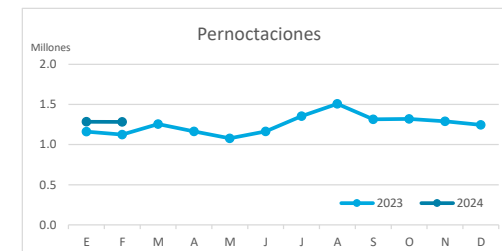
### VIAJEROS EN ALOJAMIENTO TURÍSTICO

	Detalle según tipo de alojamiento											
	TOTAL				Hotelero				Extrahotelero			
	Extranjeros	Peninsulares	Canarios	Total	Extranjeros	Peninsulares	Canarios	Total	Extranjeros	Peninsulares	Canarios	Total
ene-feb23	262,777	14,755	9,791	<b>287,323</b>	238,736	12,931	8,115	<b>259,782</b>	24,041	1,824	1,676	<b>27,541</b>
ene-feb24	286,851	15,162	11,005	<b>313,018</b>	259,409	13,618	9,323	<b>282,350</b>	27,442	1,544	1,682	<b>30,668</b>
Dif	24,074	407	1,214	<b>25,695</b>	20,673	687	1,208	<b>22,568</b>	3,401	-280	6	<b>3,127</b>
Dif, %	9.2%	2.8%	12.4%	<b>8.9%</b>	8.7%	5.3%	14.9%	<b>8.7%</b>	14.1%	-15.4%	0.4%	<b>11.4%</b>



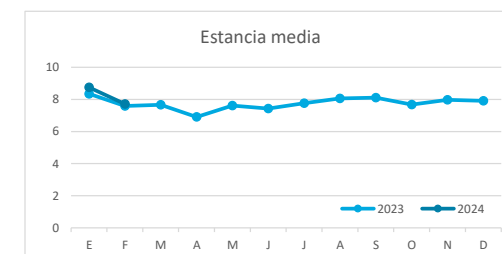
### PERNOCTACIONES

	Detalle según tipo de alojamiento											
	TOTAL				Hotelero				Extrahotelero			
	Extranjeros	Peninsulares	Canarios	Total	Extranjeros	Peninsulares	Canarios	Total	Extranjeros	Peninsulares	Canarios	Total
ene-feb23	2,177,533	69,943	39,555	<b>2,287,031</b>	1,914,428	61,376	31,877	<b>2,007,681</b>	263,105	8,567	7,678	<b>279,350</b>
ene-feb24	2,409,515	86,041	71,797	<b>2,567,353</b>	2,119,590	74,121	61,273	<b>2,254,984</b>	289,925	11,920	10,524	<b>312,369</b>
Dif	231,982	16,098	32,242	<b>280,322</b>	205,162	12,745	29,396	<b>247,303</b>	26,820	3,353	2,846	<b>33,019</b>
Dif, %	10.7%	23.0%	81.5%	<b>12.3%</b>	10.7%	20.8%	92.2%	<b>12.3%</b>	10.2%	39.1%	37.1%	<b>11.8%</b>

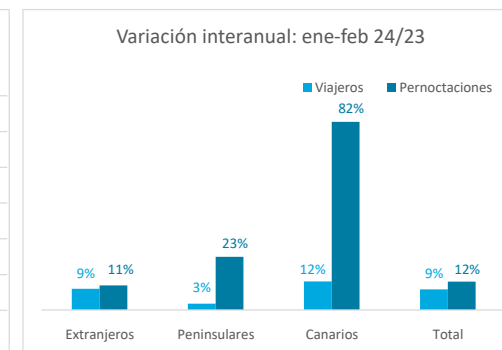
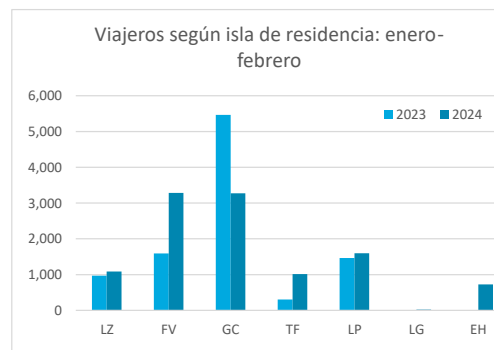
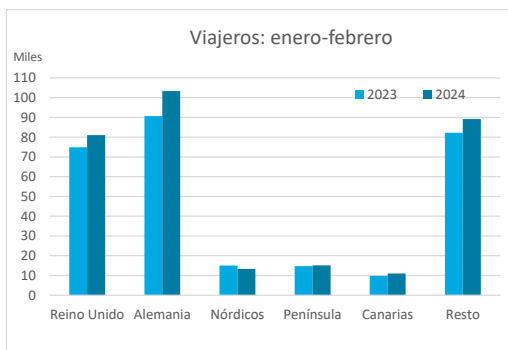


### ESTANCIA MEDIA

	Detalle según tipo de alojamiento											
	TOTAL				Hotelero				Extrahotelero			
	Extranjeros	Peninsulares	Canarios	Total	Extranjeros	Peninsulares	Canarios	Total	Extranjeros	Peninsulares	Canarios	Total
ene-feb23	8.3	4.7	4.0	<b>8.0</b>	8.0	4.7	3.9	<b>7.7</b>	10.9	4.7	4.6	<b>10.1</b>
ene-feb24	8.4	5.7	6.5	<b>8.2</b>	8.2	5.4	6.6	<b>8.0</b>	10.6	7.7	6.3	<b>10.2</b>
Dif	0.1	0.9	2.5	<b>0.2</b>	0.2	0.7	2.6	<b>0.3</b>	-0.4	3.0	1.7	<b>0.0</b>



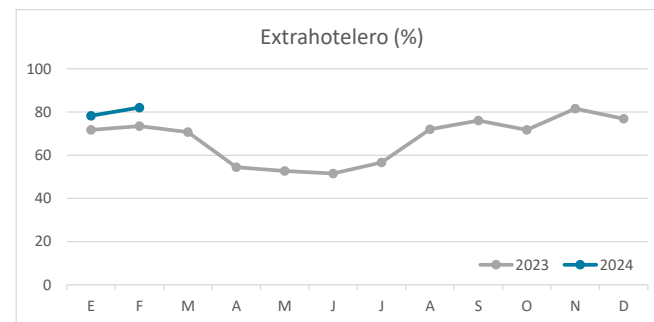
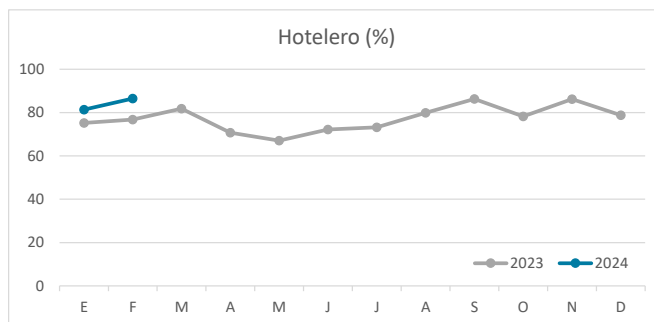
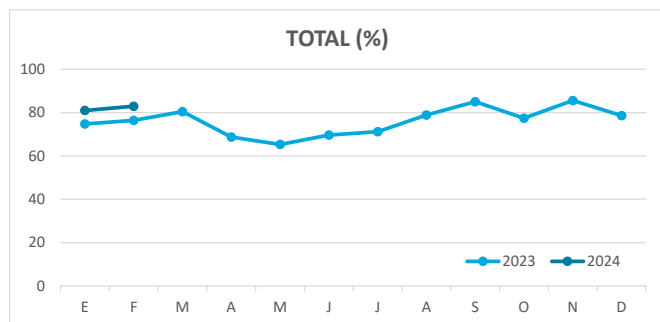
### DETALLE VIAJEROS Y PERNOCTACIONES SEGÚN LUGAR DE RESIDENCIA



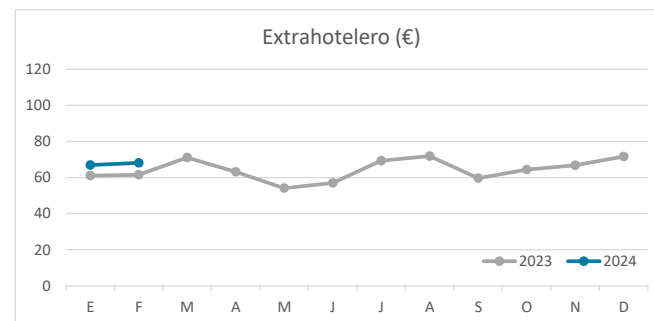
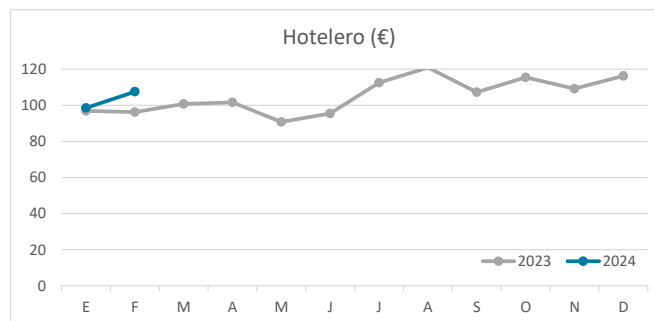
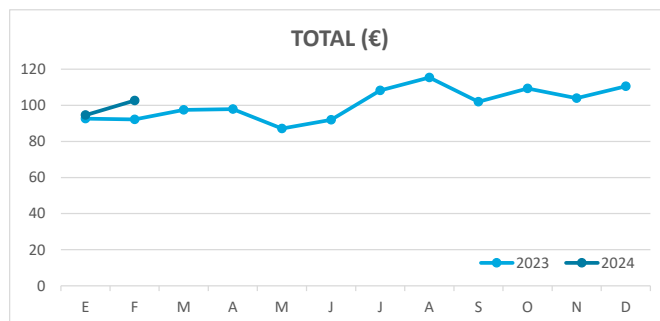


# Principales indicadores de alojamiento turístico FUERTEVENTURA (hasta febrero de 2024)

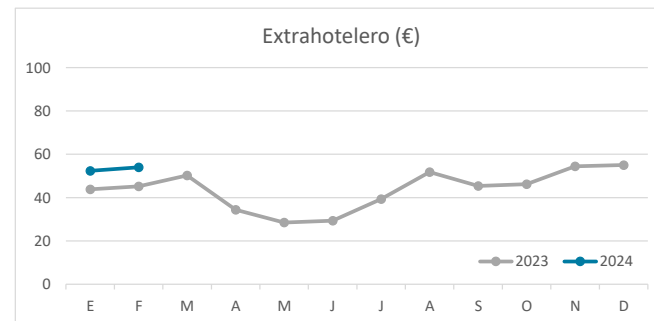
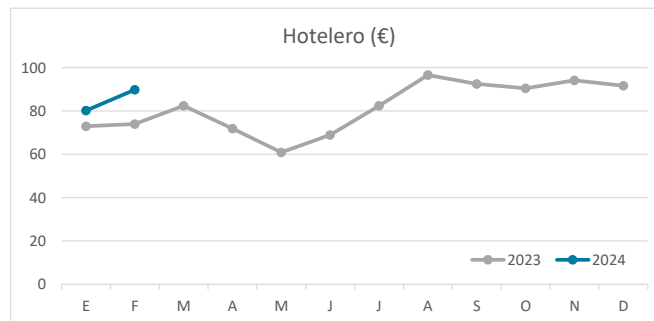
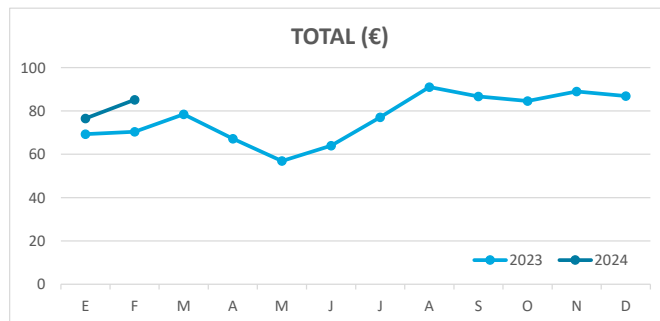
## ÍNDICE DE OCUPACIÓN POR HABITACIÓN / APARTAMENTO



## ADR (tarifa media diaria)



## REVPAR (ingreso por habitación/apartamento disponible)



Nota: el indicador de viajeros se refiere a viajeros entrados.

Fuente: Encuestas de Alojamiento Turístico (ISTAC)