

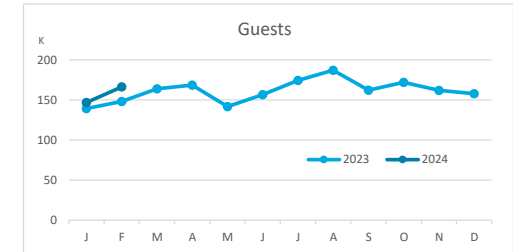
Main tourist accommodation indicators

FUERTEVENTURA (January - February 2024)



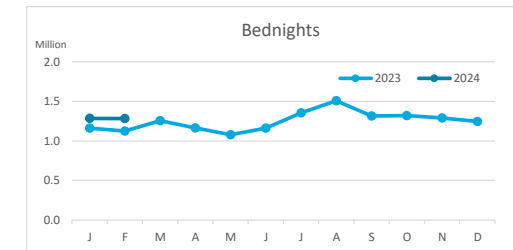
GUESTS BY ACCOMMODATION TYPE (*)

	Breakdown by accommodation type											
	TOTAL				Hotels				Apartments			
	Abroad	Mainland	Canary Islands	Total	Abroad	Mainland	Canary Islands	Total	Abroad	Mainland	Canary Islands	Total
Jan - Feb 23	262,777	14,755	9,791	287,323	238,736	12,931	8,115	259,782	24,041	1,824	1,676	27,541
Jan - Feb 24	286,851	15,162	11,005	313,018	259,409	13,618	9,323	282,350	27,442	1,544	1,682	30,668
Change	24,074	407	1,214	25,695	20,673	687	1,208	22,568	3,401	-280	6	3,127
Change, %	9.2%	2.8%	12.4%	8.9%	8.7%	5.3%	14.9%	8.7%	14.1%	-15.4%	0.4%	11.4%



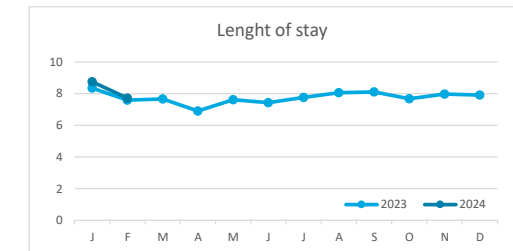
BEDNIGHTS

	Breakdown by accommodation type											
	TOTAL				Hotels				Apartments			
	Abroad	Mainland	Canary Islands	Total	Abroad	Mainland	Canary Islands	Total	Abroad	Mainland	Canary Islands	Total
Jan - Feb 23	2,177,533	69,943	39,555	2,287,031	1,914,428	61,376	31,877	2,007,681	263,105	8,567	7,678	279,350
Jan - Feb 24	2,409,515	86,041	71,797	2,567,353	2,119,590	74,121	61,273	2,254,984	289,925	11,920	10,524	312,369
Change	231,982	16,098	32,242	280,322	205,162	12,745	29,396	247,303	26,820	3,353	2,846	33,019
Change, %	10.7%	23.0%	81.5%	12.3%	10.7%	20.8%	92.2%	12.3%	10.2%	39.1%	37.1%	11.8%

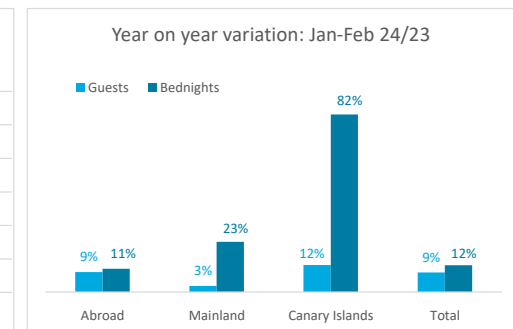
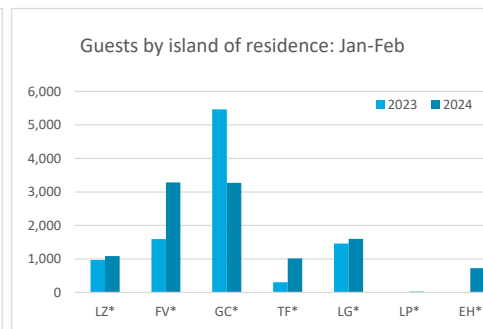
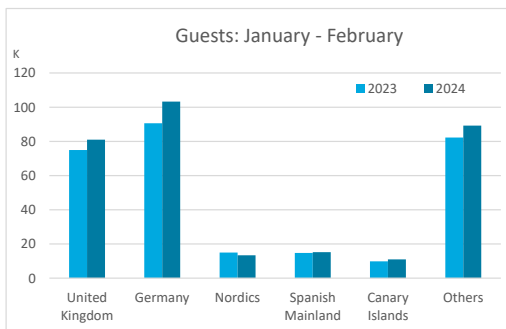


LENGHT OF STAY

	Breakdown by accommodation type											
	TOTAL				Hotels				Apartments			
	Abroad	Mainland	Canary Islands	Total	Abroad	Mainland	Canary Islands	Total	Abroad	Mainland	Canary Islands	Total
Jan - Feb 23	8.3	4.7	4.0	8.0	8.0	4.7	3.9	7.7	10.9	4.7	4.6	10.1
Jan - Feb 24	8.4	5.7	6.5	8.2	8.2	5.4	6.6	8.0	10.6	7.7	6.3	10.2
Change	0.1	0.9	2.5	0.2	0.2	0.7	2.6	0.3	-0.4	3.0	1.7	0.0



GUESTS AND BEDNIGHTS BY PLACE OF RESIDENCE



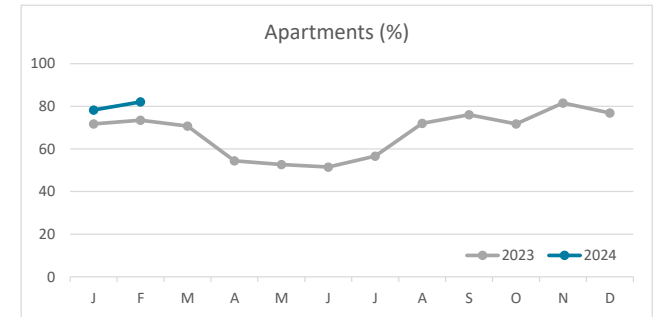
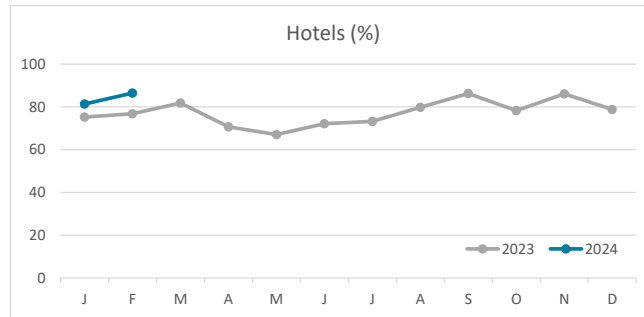
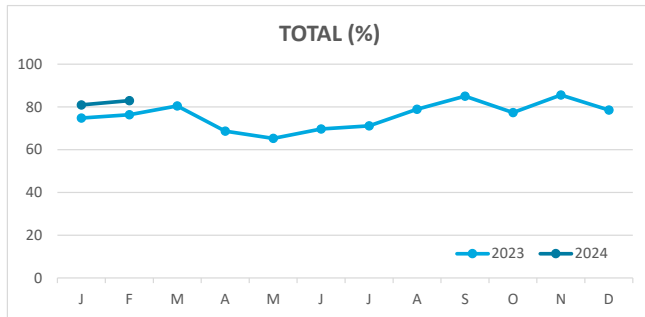
Note: LZ* (Lanzarote), FV* (Fuerteventura), GC* (Gran Canaria), TF* (Tenerife), LG* (La Gomera), LP* (La Palma) and EH* (El Hierro).

Main tourist accommodation indicators

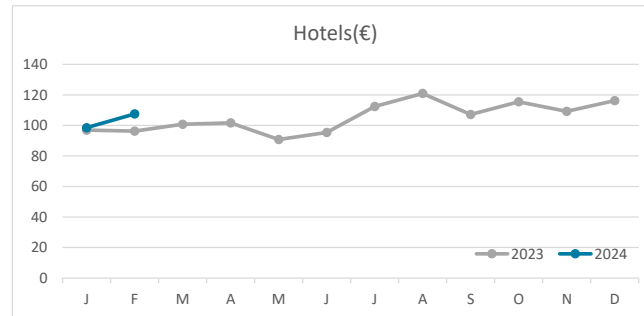
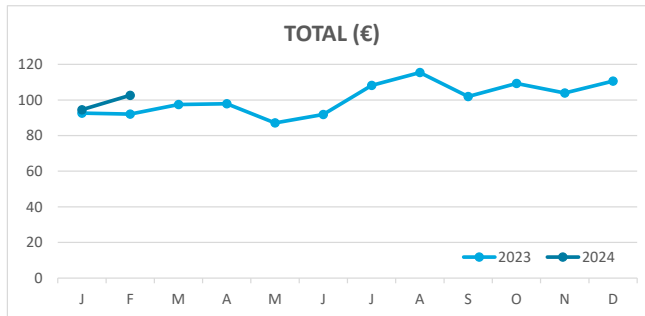
FUERTEVENTURA (January - February 2024)



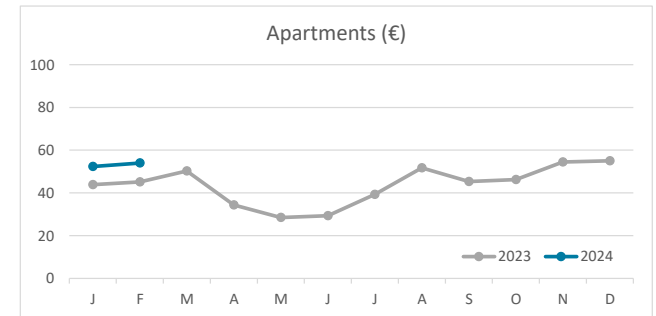
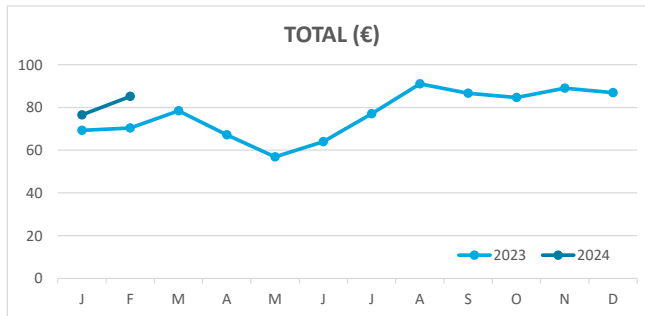
OCCUPANCY RATE PER ROOM / APARTMENT



ADR (Average Daily Rate)



REVPAR (Revenue Per Available Room)



Note: "Guests indicator" refers to number of guests checking in as new arrivals.
 Source: Encuestas de Alojamiento Turístico (ISTAC)