

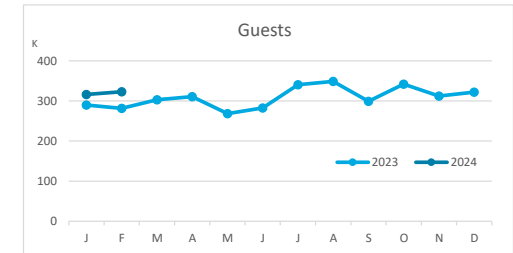
Main tourist accommodation indicators

GRAN CANARIA (January - February 2024)



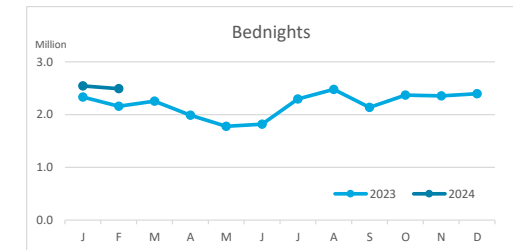
GUESTS BY ACCOMMODATION TYPE (*)

	Breakdown by accommodation type											
	TOTAL				Hotels				Apartments			
	Abroad	Mainland	Canary Islands	Total	Abroad	Mainland	Canary Islands	Total	Abroad	Mainland	Canary Islands	Total
Jan - Feb 23	497,597	39,743	33,965	571,305	380,200	36,554	26,138	442,892	117,397	3,189	7,827	128,413
Jan - Feb 24	566,264	40,975	31,872	639,111	426,723	37,776	24,566	489,065	139,541	3,199	7,306	150,046
Change	68,667	1,232	-2,093	67,806	46,523	1,222	-1,572	46,173	22,144	10	-521	21,633
Change, %	13.8%	3.1%	-6.2%	11.9%	12.2%	3.3%	-6.0%	10.4%	18.9%	0.3%	-6.7%	16.8%



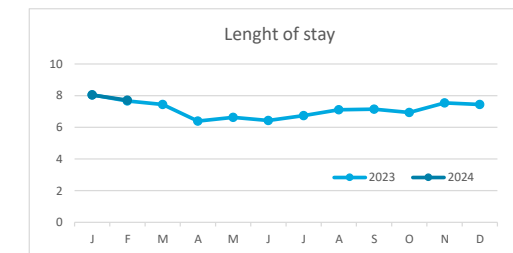
BEDNIGHTS

	Breakdown by accommodation type											
	TOTAL				Hotels				Apartments			
	Abroad	Mainland	Canary Islands	Total	Abroad	Mainland	Canary Islands	Total	Abroad	Mainland	Canary Islands	Total
Jan - Feb 23	4,202,097	161,505	126,167	4,489,769	2,893,375	144,630	77,659	3,115,664	1,308,722	16,875	48,508	1,374,105
Jan - Feb 24	4,723,191	180,250	130,197	5,033,638	3,243,686	160,902	84,601	3,489,189	1,479,505	19,348	45,596	1,544,449
Change	521,094	18,745	4,030	543,869	350,311	16,272	6,942	373,525	170,783	2,473	-2,912	170,344
Change, %	12.4%	11.6%	3.2%	12.1%	12.1%	11.3%	8.9%	12.0%	13.0%	14.7%	-6.0%	12.4%

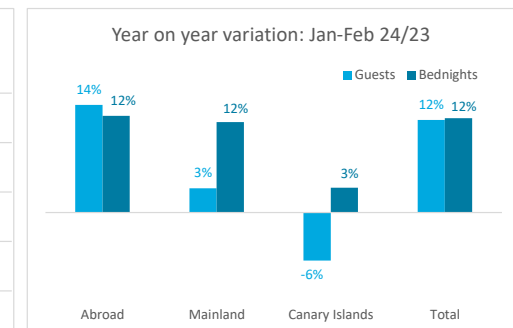
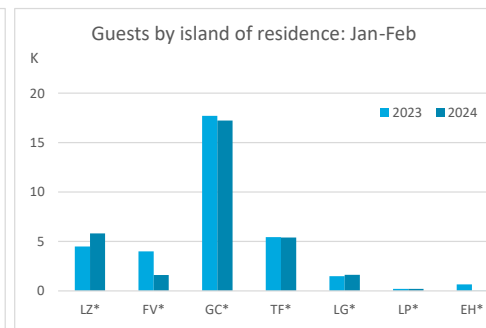
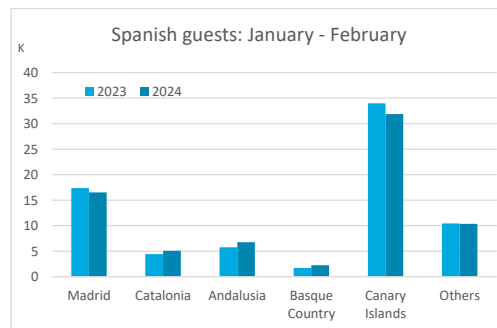
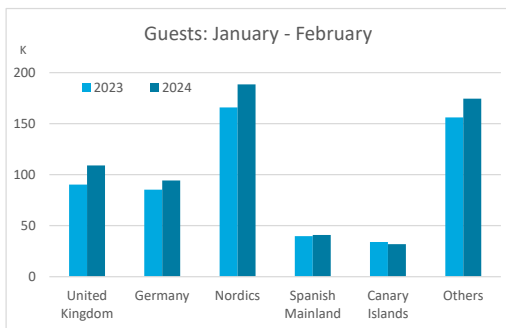


LENGHT OF STAY

	Breakdown by accommodation type											
	TOTAL				Hotels				Apartments			
	Abroad	Mainland	Canary Islands	Total	Abroad	Mainland	Canary Islands	Total	Abroad	Mainland	Canary Islands	Total
Jan - Feb 23	8.4	4.1	3.7	7.9	7.6	4.0	3.0	7.0	11.1	5.3	6.2	10.7
Jan - Feb 24	8.3	4.4	4.1	7.9	7.6	4.3	3.4	7.1	10.6	6.0	6.2	10.3
Change	-0.1	0.3	0.4	0.0	0.0	0.3	0.5	0.1	-0.5	0.8	0.0	-0.4




GUESTS AND BEDNIGHTS BY PLACE OF RESIDENCE



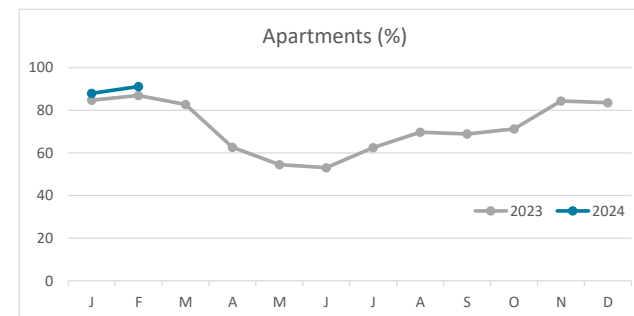
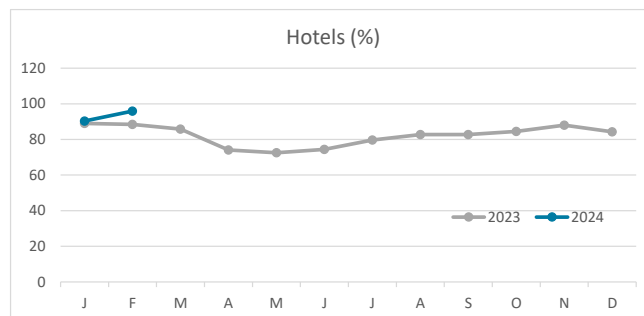
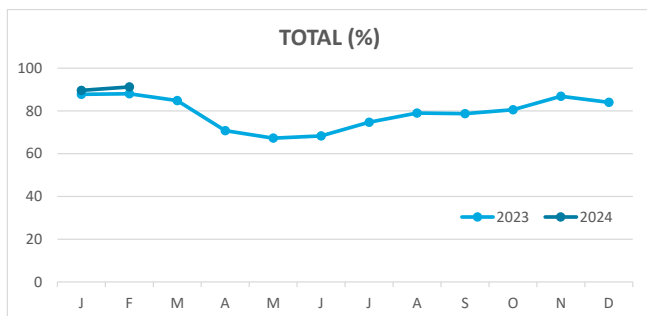
Note: LZ* (Lanzarote), FV* (Fuerteventura), GC* (Gran Canaria), TF* (Tenerife), LG* (La Gomera), LP* (La Palma) and EH* (El Hierro).

Main tourist accommodation indicators

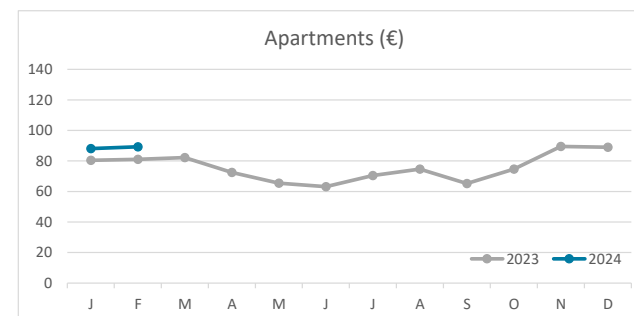
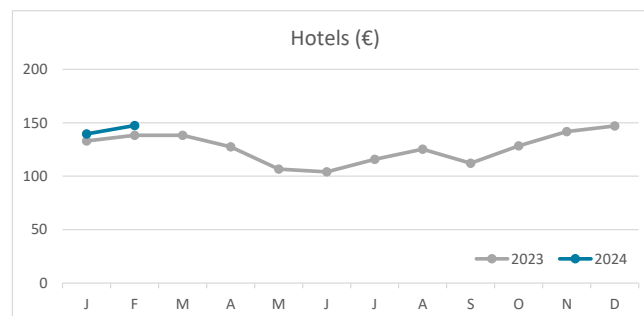
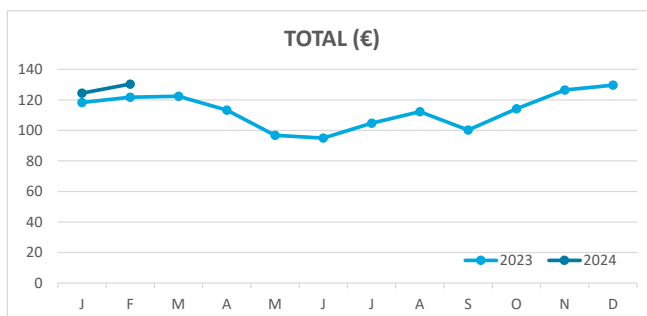
GRAN CANARIA (January - February 2024)



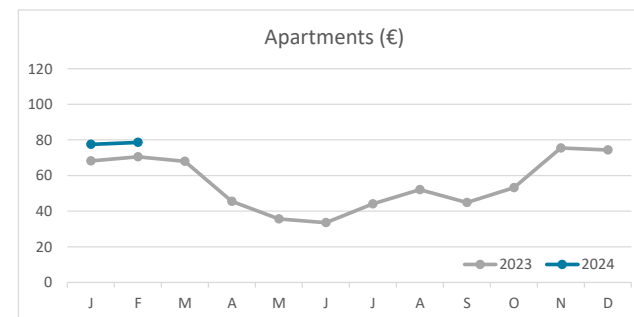
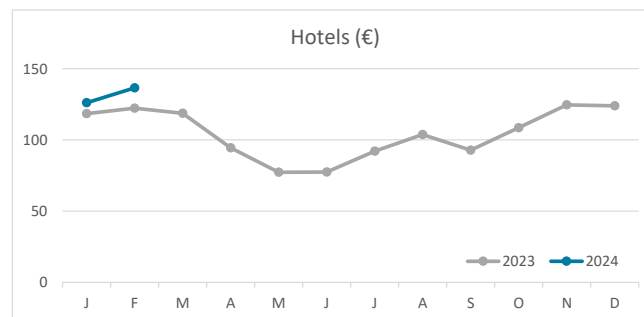
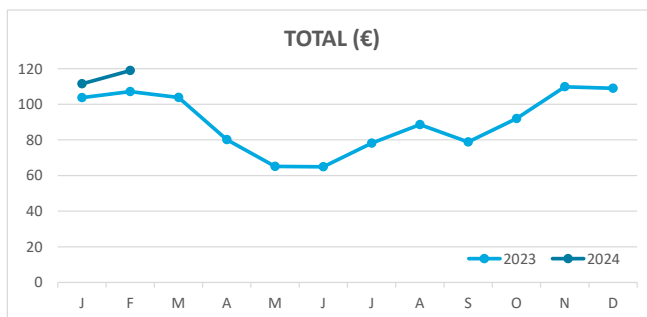
OCCUPANCY RATE PER ROOM / APARTMENT



ADR (Average Daily Rate)



REVPAR (Revenue Per Available Room)



Note: "Guests indicator" refers to number of guests checking in as new arrivals.
 Source: Encuestas de Alojamiento Turístico (ISTAC)