

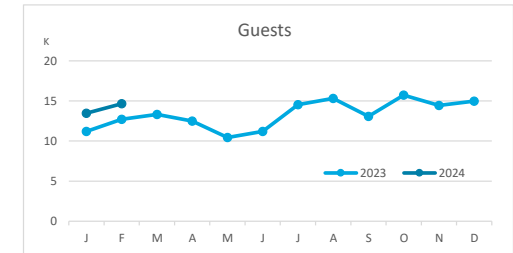
Main tourist accommodation indicators

LA PALMA (January - February 2024)



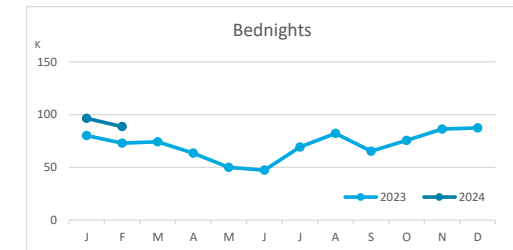
GUESTS BY ACCOMMODATION TYPE (*)

	Breakdown by accommodation type											
	TOTAL				Hotels				Apartments			
	Abroad	Mainland	Canary Islands	Total	Abroad	Mainland	Canary Islands	Total	Abroad	Mainland	Canary Islands	Total
Jan - Feb 23	14,411	5,551	3,965	23,927	10,308	4,825	2,737	17,870	4,103	726	1,228	6,057
Jan - Feb 24	19,153	5,119	3,853	28,125	14,218	4,694	2,684	21,596	4,935	425	1,169	6,529
Change	4,742	-432	-112	4,198	3,910	-131	-53	3,726	832	-301	-59	472
Change, %	32.9%	-7.8%	-2.8%	17.5%	37.9%	-2.7%	-1.9%	20.9%	20.3%	-41.5%	-4.8%	7.8%



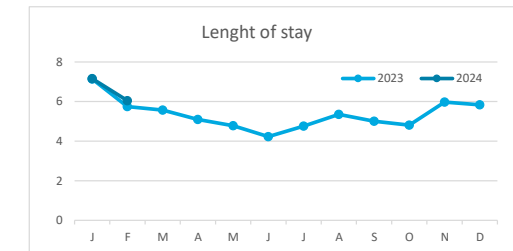
BEDNIGHTS

	Breakdown by accommodation type											
	TOTAL				Hotels				Apartments			
	Abroad	Mainland	Canary Islands	Total	Abroad	Mainland	Canary Islands	Total	Abroad	Mainland	Canary Islands	Total
Jan - Feb 23	119,401	20,600	13,098	153,099	70,983	16,715	8,702	96,400	48,418	3,885	4,396	56,699
Jan - Feb 24	155,013	19,490	10,534	185,037	101,561	17,496	6,559	125,616	53,452	1,994	3,975	59,421
Change	35,612	-1,110	-2,564	31,938	30,578	781	-2,143	29,216	5,034	-1,891	-421	2,722
Change, %	29.8%	-5.4%	-19.6%	20.9%	43.1%	4.7%	-24.6%	30.3%	10.4%	-48.7%	-9.6%	4.8%

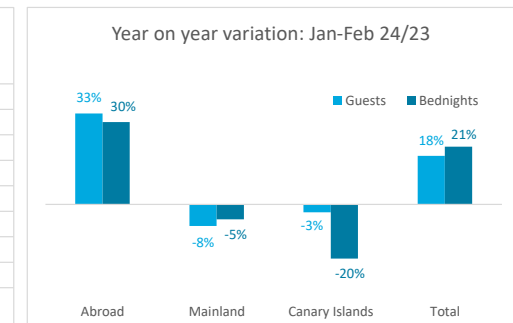
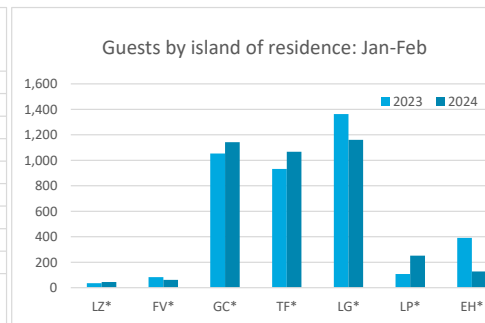
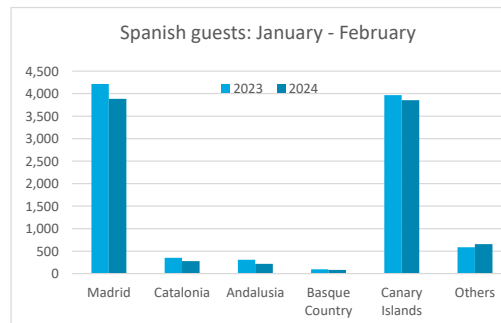
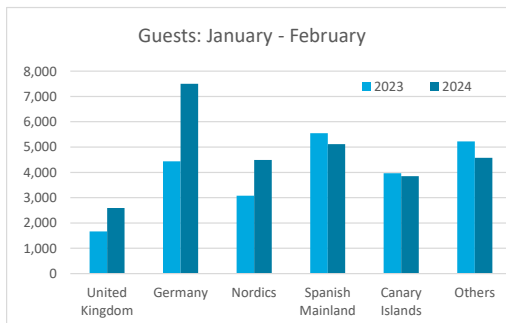


LENGHT OF STAY

	Breakdown by accommodation type											
	TOTAL				Hotels				Apartments			
	Abroad	Mainland	Canary Islands	Total	Abroad	Mainland	Canary Islands	Total	Abroad	Mainland	Canary Islands	Total
Jan - Feb 23	8.3	3.7	3.3	6.4	6.9	3.5	3.2	5.4	11.8	5.4	3.6	9.4
Jan - Feb 24	8.1	3.8	2.7	6.6	7.1	3.7	2.4	5.8	10.8	4.7	3.4	9.1
Change	-0.2	0.1	-0.6	0.2	0.3	0.3	-0.7	0.4	-1.0	-0.7	-0.2	-0.3



GUESTS AND BEDNIGHTS BY PLACE OF RESIDENCE



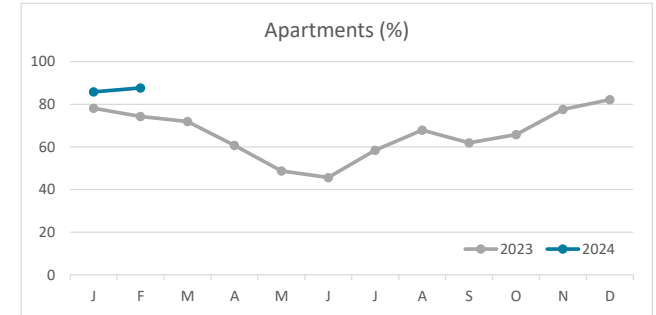
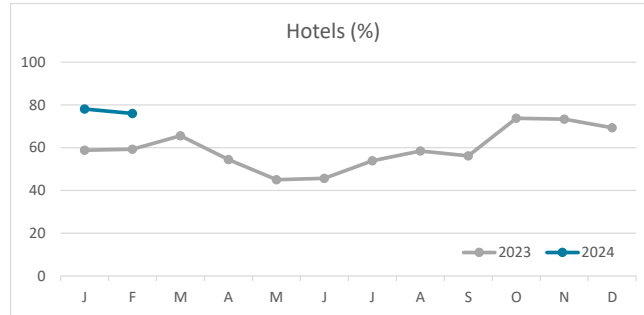
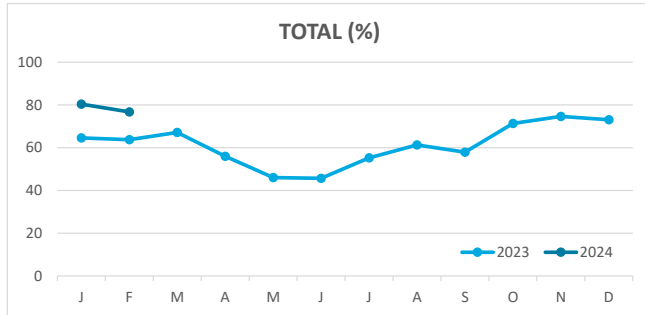
Note: LZ* (Lanzarote), FV* (Fuerteventura), GC* (Gran Canaria), TF* (Tenerife), LG* (La Gomera), LP* (La Palma) and EH* (El Hierro).

Main tourist accommodation indicators

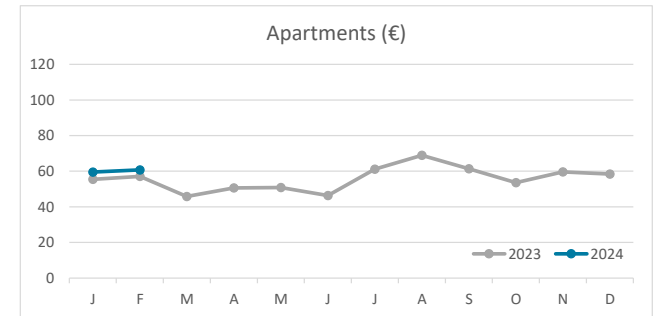
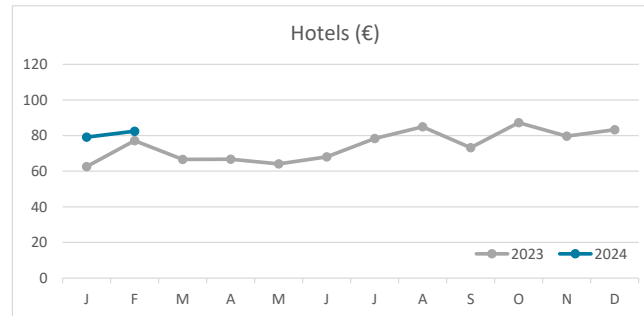
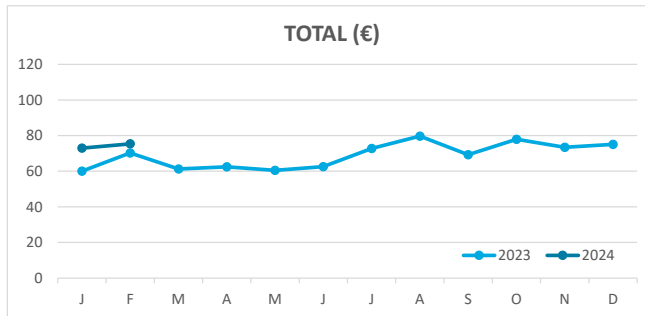
LA PALMA (January - February 2024)



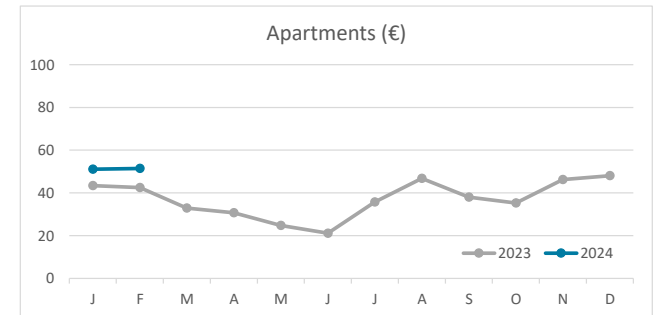
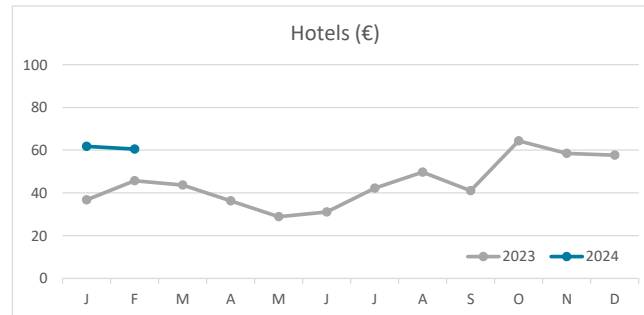
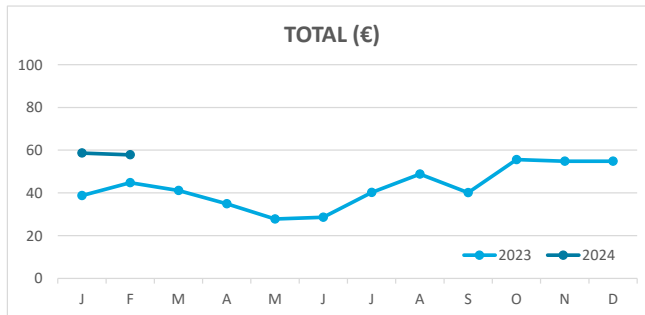
OCCUPANCY RATE PER ROOM / APARTMENT



ADR (Average Daily Rate)



REVPAR (Revenue Per Available Room)



Note: "Guests indicator" refers to number of guests checking in as new arrivals.
 Source: Encuestas de Alojamiento Turístico (ISTAC)