

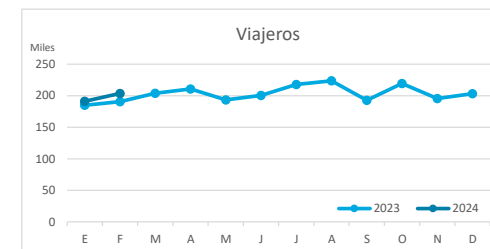
Principales indicadores de alojamiento turístico

LANZAROTE (hasta febrero de 2024)



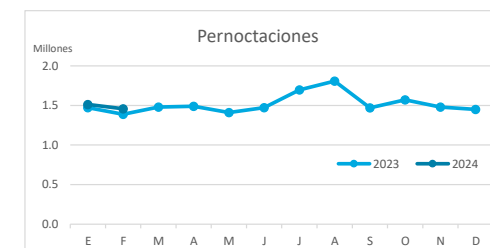
VIAJEROS EN ALOJAMIENTO TURÍSTICO

	Detalle según tipo de alojamiento											
	TOTAL				Hotelero				Extrahotelero			
	Extranjeros	Peninsulares	Canarios	Total	Extranjeros	Peninsulares	Canarios	Total	Extranjeros	Peninsulares	Canarios	Total
ene-feb23	334,235	30,183	10,894	375,312	237,557	25,868	6,777	270,202	96,678	4,315	4,117	105,110
ene-feb24	357,305	26,556	10,849	394,710	255,543	22,955	8,123	286,621	101,762	3,601	2,726	108,089
Dif	23,070	-3,627	-45	19,398	17,986	-2,913	1,346	16,419	5,084	-714	-1,391	2,979
Dif, %	6.9%	-12.0%	-0.4%	5.2%	7.6%	-11.3%	19.9%	6.1%	5.3%	-16.5%	-33.8%	2.8%



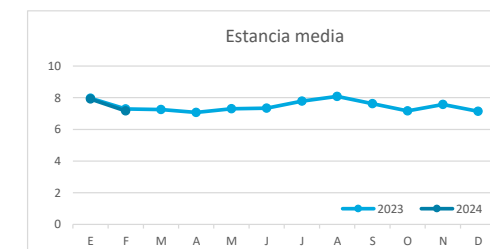
PERNOCTACIONES

	Detalle según tipo de alojamiento											
	TOTAL				Hotelero				Extrahotelero			
	Extranjeros	Peninsulares	Canarios	Total	Extranjeros	Peninsulares	Canarios	Total	Extranjeros	Peninsulares	Canarios	Total
ene-feb23	2,654,458	160,105	46,883	2,861,446	1,773,777	120,319	21,353	1,915,449	880,681	39,786	25,530	945,997
ene-feb24	2,794,416	135,936	40,809	2,971,161	1,890,063	108,876	26,506	2,025,445	904,353	27,060	14,303	945,716
Dif	139,958	-24,169	-6,074	109,715	116,286	-11,443	5,153	109,996	23,672	-12,726	-11,227	-281
Dif, %	5.3%	-15.1%	-13.0%	3.8%	6.6%	-9.5%	24.1%	5.7%	2.7%	-32.0%	-44.0%	0.0%

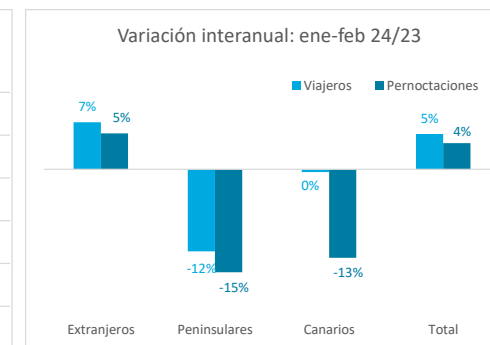
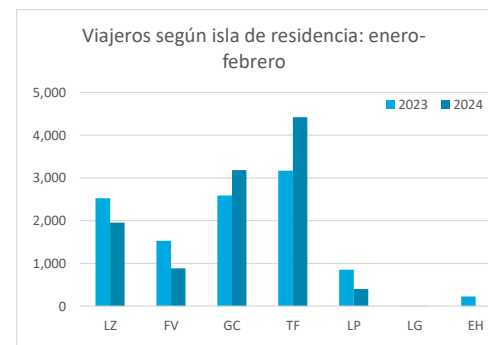
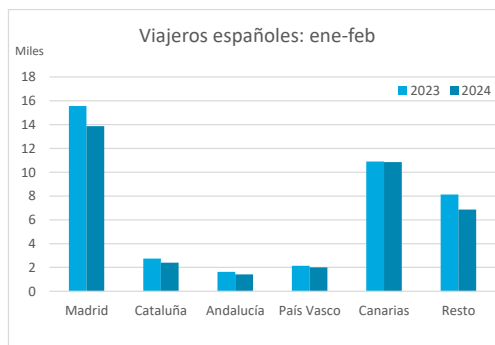
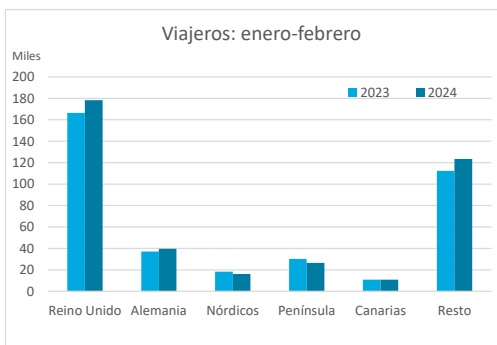


ESTANCIA MEDIA

	Detalle según tipo de alojamiento											
	TOTAL				Hotelero				Extrahotelero			
	Extranjeros	Peninsulares	Canarios	Total	Extranjeros	Peninsulares	Canarios	Total	Extranjeros	Peninsulares	Canarios	Total
ene-feb23	7.9	5.3	4.3	7.6	7.5	4.7	3.2	7.1	9.1	9.2	6.2	9.0
ene-feb24	7.8	5.1	3.8	7.5	7.4	4.7	3.3	7.1	8.9	7.5	5.2	8.7
Dif	-0.1	-0.2	-0.5	-0.1	-0.1	0.1	0.1	0.0	-0.2	-1.7	-1.0	-0.3



DETALLE VIAJEROS Y PERNOCTACIONES SEGÚN LUGAR DE RESIDENCIA

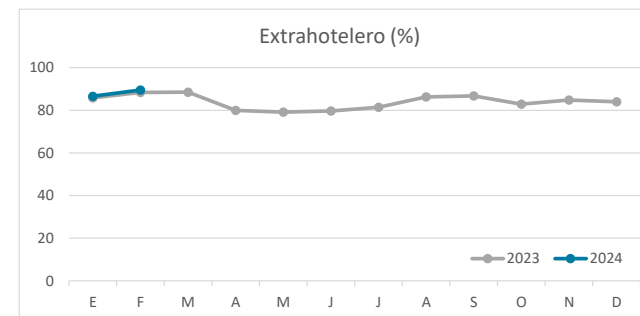
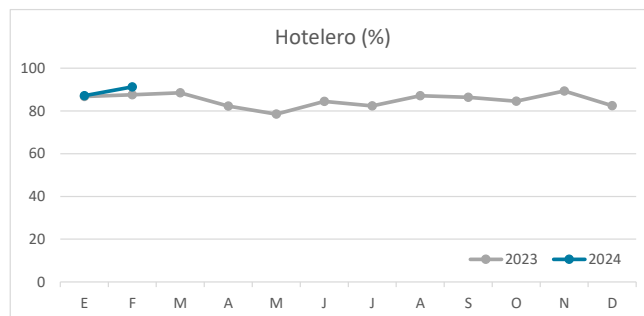
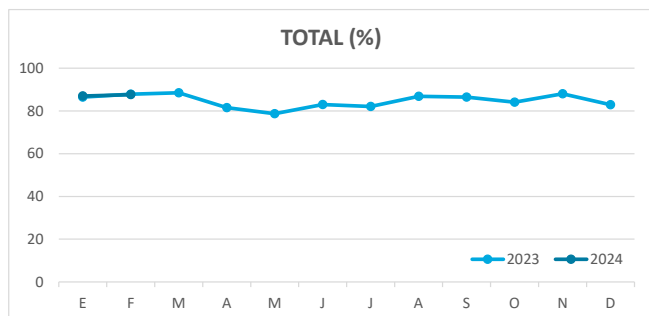


Principales indicadores de alojamiento turístico

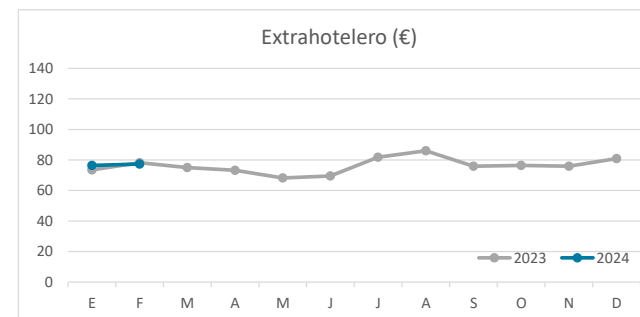
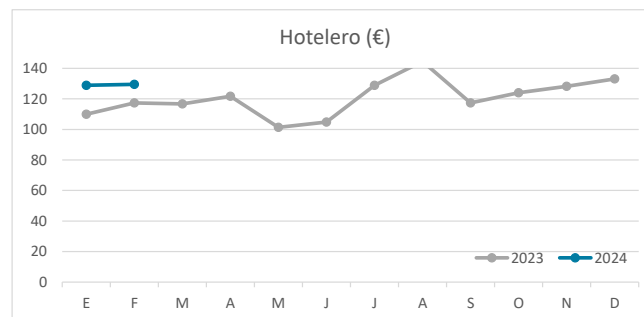
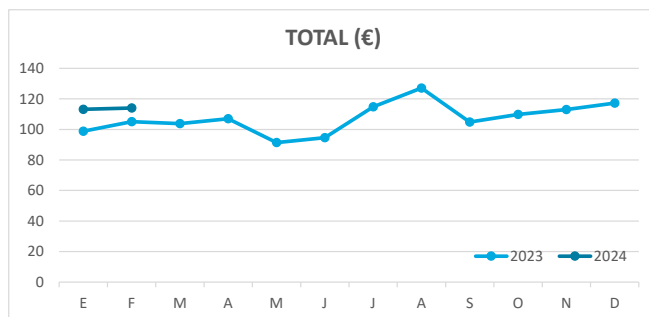
LANZAROTE (hasta febrero de 2024)



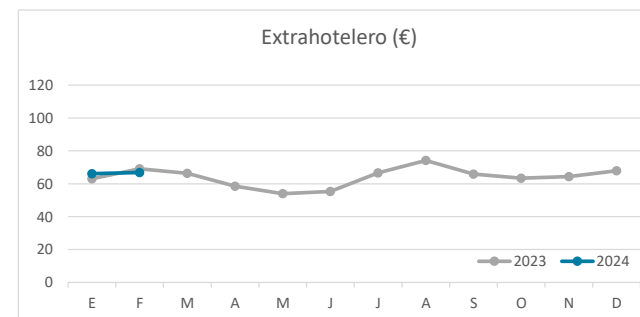
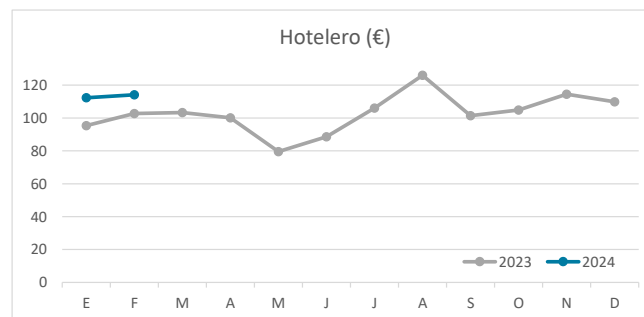
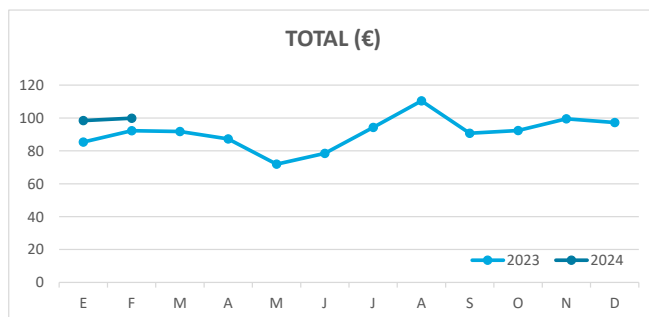
ÍNDICE DE OCUPACIÓN POR HABITACIÓN / APARTAMENTO



ADR (tarifa media diaria)



REVPAR (ingreso por habitación/apartamento disponible)



Nota: el indicador de viajeros se refiere a viajeros entrados.
Fuente: Encuestas de Alojamiento Turístico (ISTAC)