

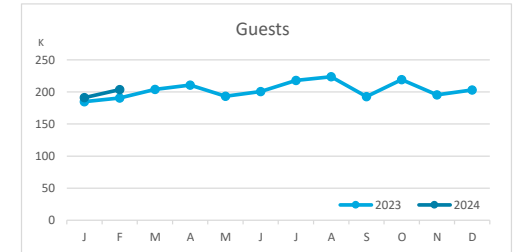
Main tourist accommodation indicators

LANZAROTE (January - February 2024)



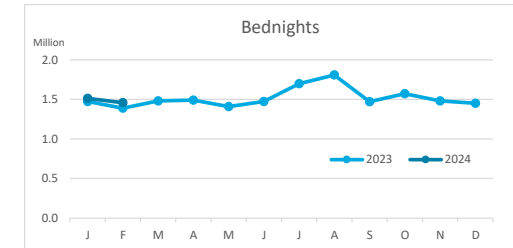
GUESTS BY ACCOMMODATION TYPE (*)

	Breakdown by accommodation type											
	TOTAL				Hotels				Apartments			
	Abroad	Mainland	Canary Islands	Total	Abroad	Mainland	Canary Islands	Total	Abroad	Mainland	Canary Islands	Total
Jan - Feb 23	334,235	30,183	10,894	375,312	237,557	25,868	6,777	270,202	96,678	4,315	4,117	105,110
Jan - Feb 24	357,305	26,556	10,849	394,710	255,543	22,955	8,123	286,621	101,762	3,601	2,726	108,089
Change	23,070	-3,627	-45	19,398	17,986	-2,913	1,346	16,419	5,084	-714	-1,391	2,979
Change, %	6.9%	-12.0%	-0.4%	5.2%	7.6%	-11.3%	19.9%	6.1%	5.3%	-16.5%	-33.8%	2.8%



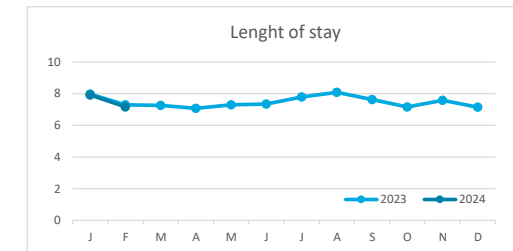
BEDNIGHTS

	Breakdown by accommodation type											
	TOTAL				Hotels				Apartments			
	Abroad	Mainland	Canary Islands	Total	Abroad	Mainland	Canary Islands	Total	Abroad	Mainland	Canary Islands	Total
Jan - Feb 23	2,654,458	160,105	46,883	2,861,446	1,773,777	120,319	21,353	1,915,449	880,681	39,786	25,530	945,997
Jan - Feb 24	2,794,416	135,936	40,809	2,971,161	1,890,063	108,876	26,506	2,025,445	904,353	27,060	14,303	945,716
Change	139,958	-24,169	-6,074	109,715	116,286	-11,443	5,153	109,996	23,672	-12,726	-11,227	-281
Change, %	5.3%	-15.1%	-13.0%	3.8%	6.6%	-9.5%	24.1%	5.7%	2.7%	-32.0%	-44.0%	0.0%

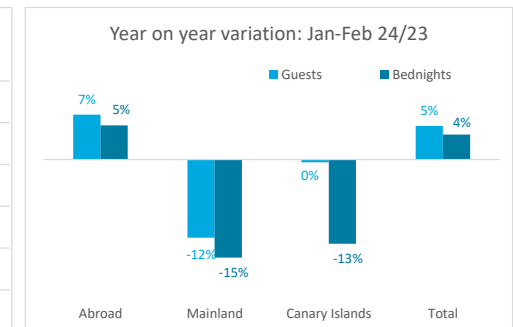
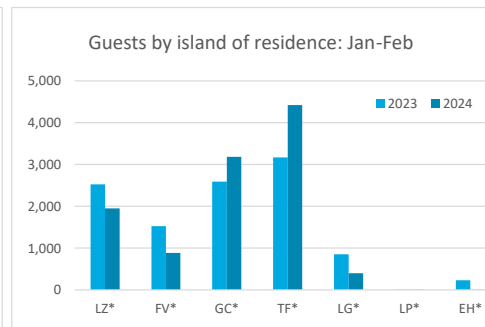
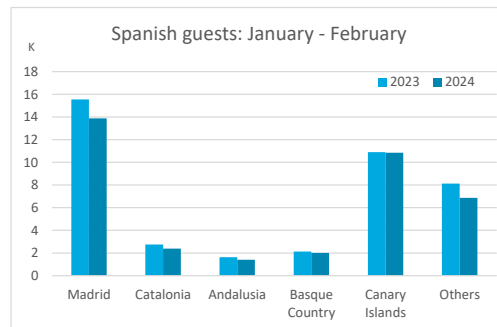
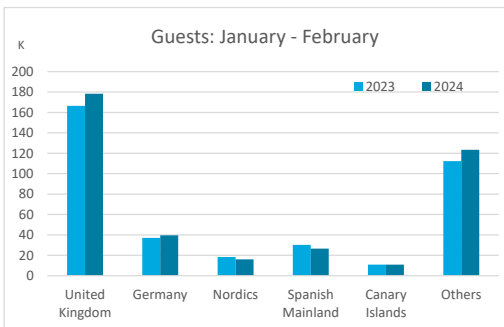


LENGHT OF STAY

	Breakdown by accommodation type											
	TOTAL				Hotels				Apartments			
	Abroad	Mainland	Canary Islands	Total	Abroad	Mainland	Canary Islands	Total	Abroad	Mainland	Canary Islands	Total
Jan - Feb 23	7.9	5.3	4.3	7.6	7.5	4.7	3.2	7.1	9.1	9.2	6.2	9.0
Jan - Feb 24	7.8	5.1	3.8	7.5	7.4	4.7	3.3	7.1	8.9	7.5	5.2	8.7
Change	-0.1	-0.2	-0.5	-0.1	-0.1	0.1	0.1	0.0	-0.2	-1.7	-1.0	-0.3



GUESTS AND BEDNIGHTS BY PLACE OF RESIDENCE



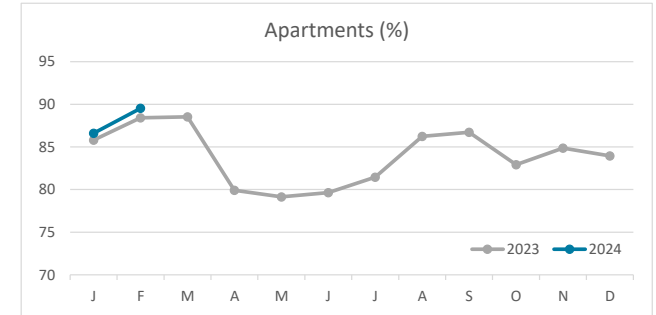
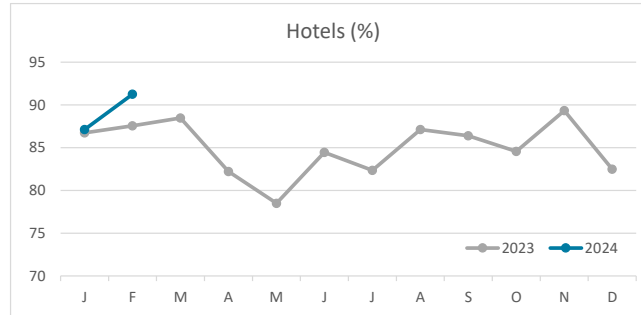
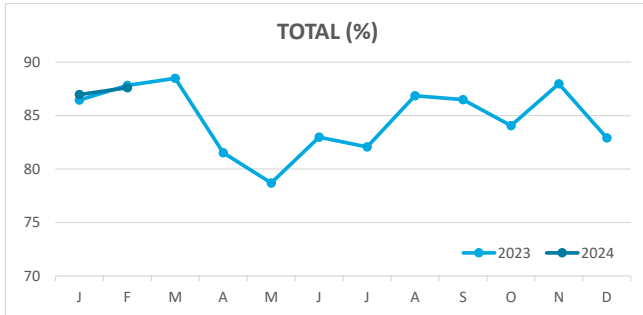
Note: LZ* (Lanzarote), FV* (Fuerteventura), GC* (Gran Canaria), TF* (Tenerife), LG* (La Gomera), LP* (La Palma) and EH* (El Hierro).

Main tourist accommodation indicators

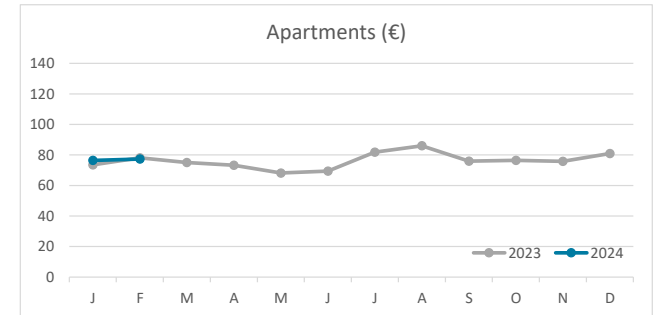
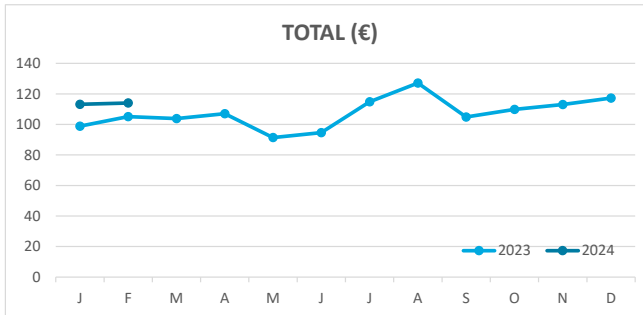
LANZAROTE (January - February 2024)



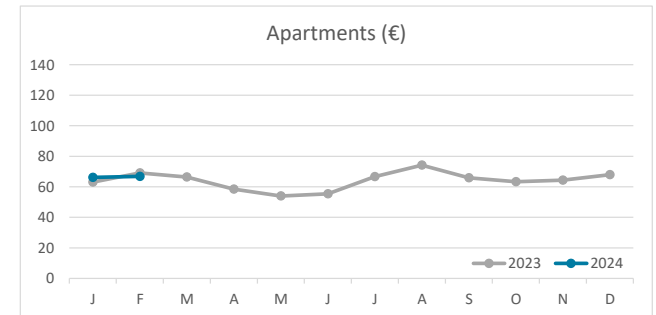
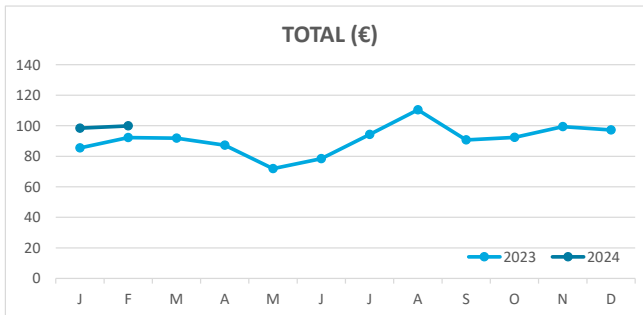
OCCUPANCY RATE PER ROOM / APARTMENT



ADR (Average Daily Rate)



REVPAR (Revenue Per Available Room)



Note: "Guests indicator" refers to number of guests checking in as new arrivals.
 Source: Encuestas de Alojamiento Turístico (ISTAC)