

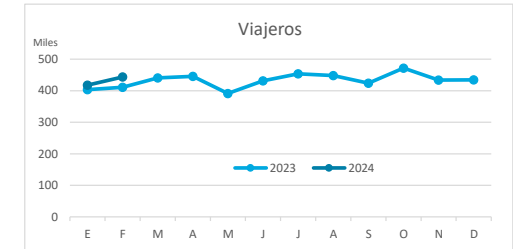
Principales indicadores de alojamiento turístico

TENERIFE (hasta febrero de 2024)



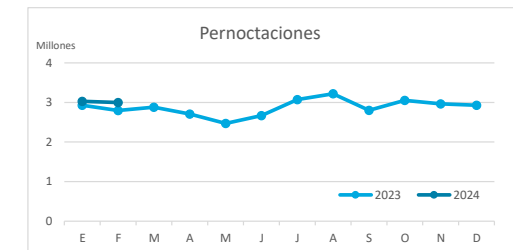
VIAJEROS EN ALOJAMIENTO TURÍSTICO

	TOTAL				Detalle según tipo de alojamiento							
					Hotelero				Extrahotelero			
	Extranjeros	Peninsulares	Canarios	Total	Extranjeros	Peninsulares	Canarios	Total	Extranjeros	Peninsulares	Canarios	Total
ene-feb23	698,254	71,504	45,001	814,759	544,295	66,416	39,745	650,456	153,959	5,088	5,256	164,303
ene-feb24	750,466	71,004	39,602	861,072	576,900	64,825	34,385	676,110	173,566	6,179	5,217	184,962
Dif	52,212	-500	-5,399	46,313	32,605	-1,591	-5,360	25,654	19,607	1,091	-39	20,659
Dif, %	7.5%	-0.7%	-12.0%	5.7%	6.0%	-2.4%	-13.5%	3.9%	12.7%	21.4%	-0.7%	12.6%



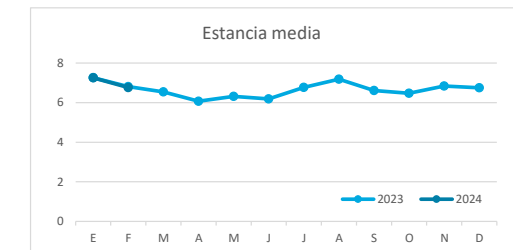
PERNOCTACIONES

	TOTAL				Detalle según tipo de alojamiento							
					Hotelero				Extrahotelero			
	Extranjeros	Peninsulares	Canarios	Total	Extranjeros	Peninsulares	Canarios	Total	Extranjeros	Peninsulares	Canarios	Total
ene-feb23	5,220,961	354,599	154,380	5,729,940	3,881,237	326,219	129,155	4,336,611	1,339,724	28,380	25,225	1,393,329
ene-feb24	5,561,737	324,607	141,273	6,027,617	4,081,125	292,019	109,552	4,482,696	1,480,612	32,588	31,721	1,544,921
Dif	340,776	-29,992	-13,107	297,677	199,888	-34,200	-19,603	146,085	140,888	4,208	6,496	151,592
Dif, %	6.5%	-8.5%	-8.5%	5.2%	5.2%	-10.5%	-15.2%	3.4%	10.5%	14.8%	25.8%	10.9%

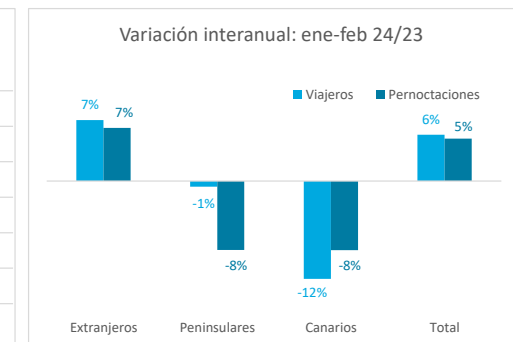
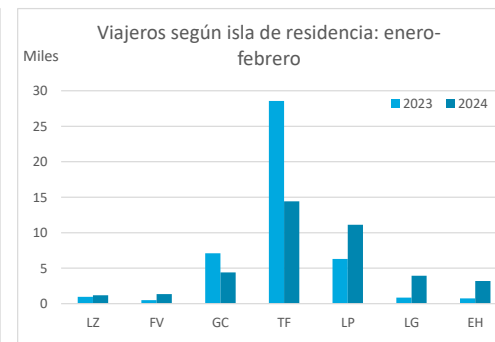
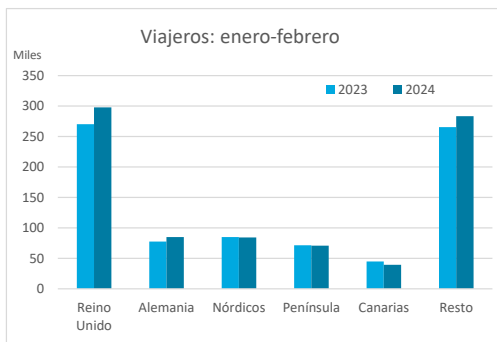


ESTANCIA MEDIA

	TOTAL				Detalle según tipo de alojamiento							
					Hotelero				Extrahotelero			
	Extranjeros	Peninsulares	Canarios	Total	Extranjeros	Peninsulares	Canarios	Total	Extranjeros	Peninsulares	Canarios	Total
ene-feb23	7.5	5.0	3.4	7.0	7.1	4.9	3.2	6.7	8.7	5.6	4.8	8.5
ene-feb24	7.4	4.6	3.6	7.0	7.1	4.5	3.2	6.6	8.5	5.3	6.1	8.4
Dif	-0.1	-0.4	0.1	0.0	-0.1	-0.4	-0.1	0.0	-0.2	-0.3	1.3	-0.1



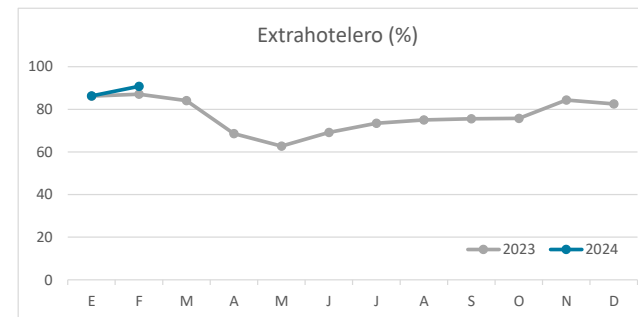
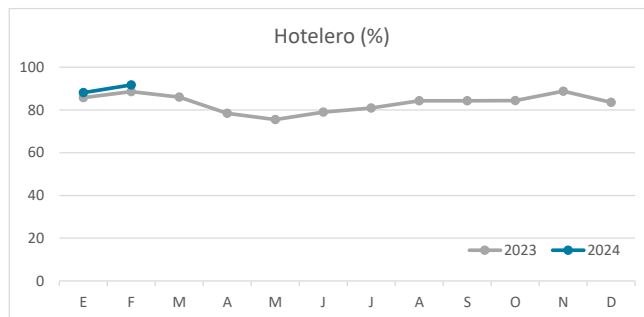
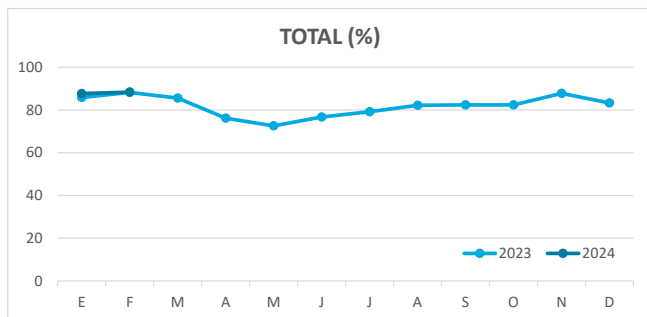
DETALLE VIAJEROS Y PERNOCTACIONES SEGÚN LUGAR DE RESIDENCIA



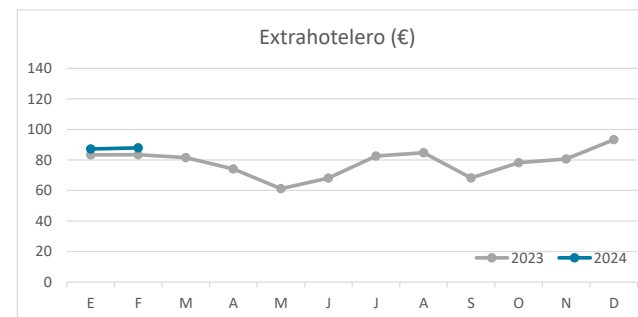
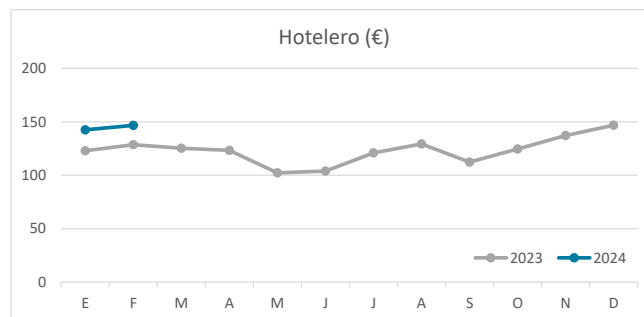
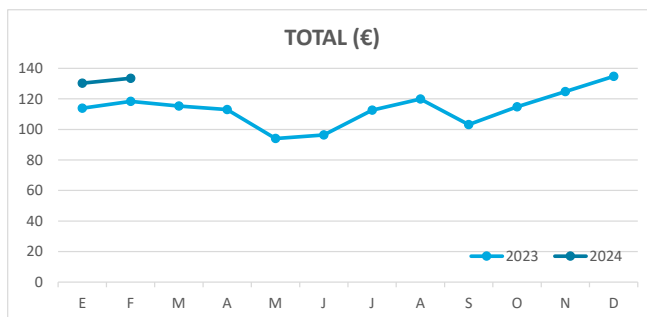
Principales indicadores de alojamiento turístico TENERIFE (hasta febrero de 2024)



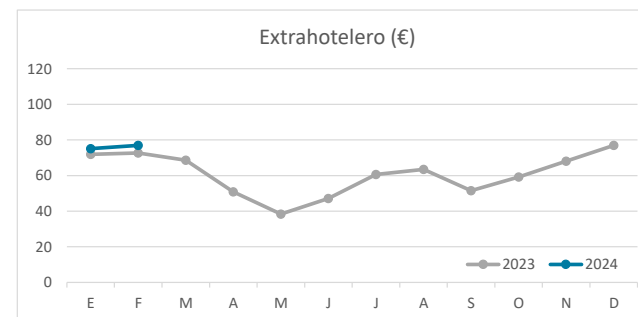
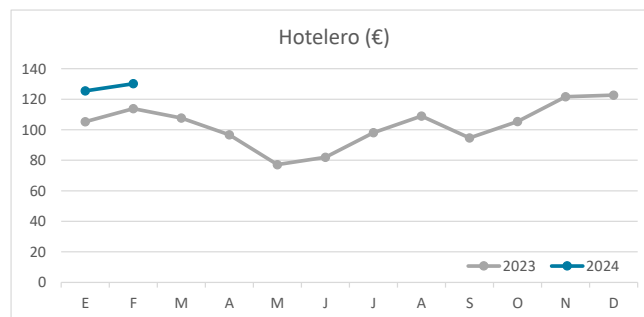
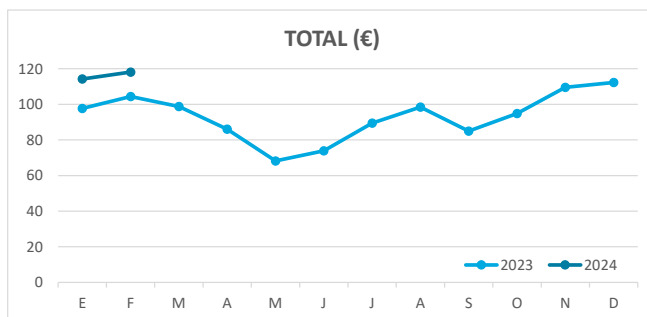
ÍNDICE DE OCUPACIÓN POR HABITACIÓN / APARTAMENTO



ADR (tarifa media diaria)



REVPAR (ingreso por habitación/apartamento disponible)



Nota: el indicador de viajeros se refiere a viajeros entrados.
Fuente: Encuestas de Alojamiento Turístico (ISTAC)