

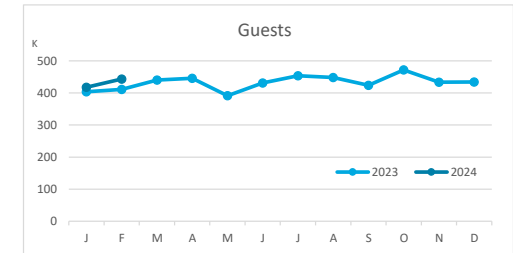
Main tourist accommodation indicators

TENERIFE (January - February 2024)



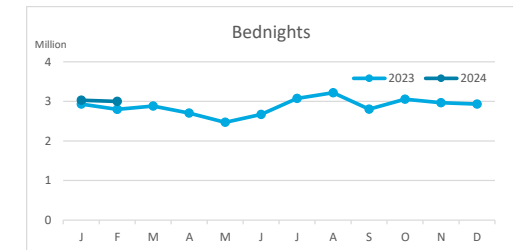
GUESTS BY ACCOMMODATION TYPE (*)

	Breakdown by accommodation type											
	TOTAL				Hotels				Apartments			
	Abroad	Mainland	Canary Islands	Total	Abroad	Mainland	Canary Islands	Total	Abroad	Mainland	Canary Islands	Total
Jan - Feb 23	698,254	71,504	45,001	814,759	544,295	66,416	39,745	650,456	153,959	5,088	5,256	164,303
Jan - Feb 24	750,466	71,004	39,602	861,072	576,900	64,825	34,385	676,110	173,566	6,179	5,217	184,962
Change	52,212	-500	-5,399	46,313	32,605	-1,591	-5,360	25,654	19,607	1,091	-39	20,659
Change, %	7.5%	-0.7%	-12.0%	5.7%	6.0%	-2.4%	-13.5%	3.9%	12.7%	21.4%	-0.7%	12.6%



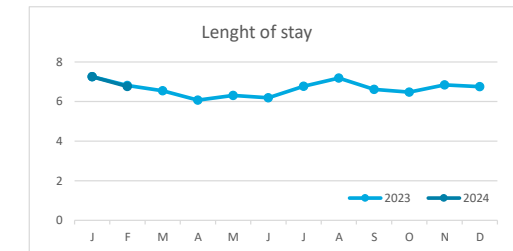
BEDNIGHTS

	Breakdown by accommodation type											
	TOTAL				Hotels				Apartments			
	Abroad	Mainland	Canary Islands	Total	Abroad	Mainland	Canary Islands	Total	Abroad	Mainland	Canary Islands	Total
Jan - Feb 23	5,220,961	354,599	154,380	5,729,940	3,881,237	326,219	129,155	4,336,611	1,339,724	28,380	25,225	1,393,329
Jan - Feb 24	5,561,737	324,607	141,273	6,027,617	4,081,125	292,019	109,552	4,482,696	1,480,612	32,588	31,721	1,544,921
Change	340,776	-29,992	-13,107	297,677	199,888	-34,200	-19,603	146,085	140,888	4,208	6,496	151,592
Change, %	6.5%	-8.5%	-8.5%	5.2%	5.2%	-10.5%	-15.2%	3.4%	10.5%	14.8%	25.8%	10.9%

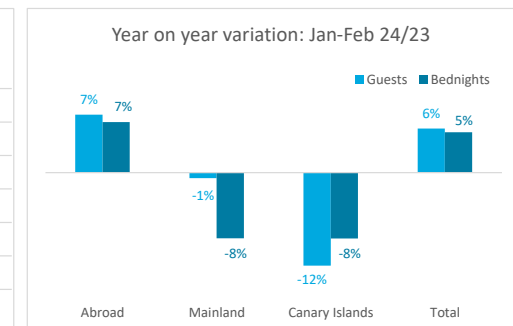
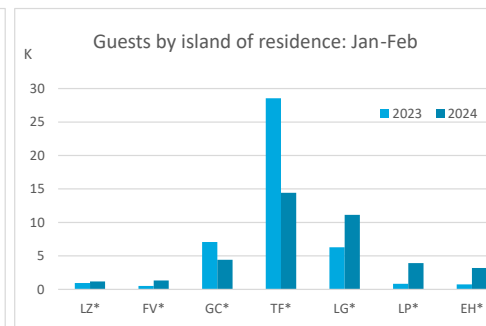
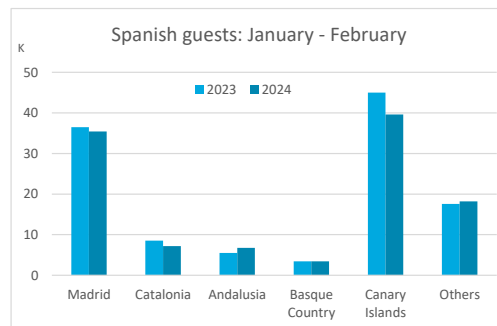
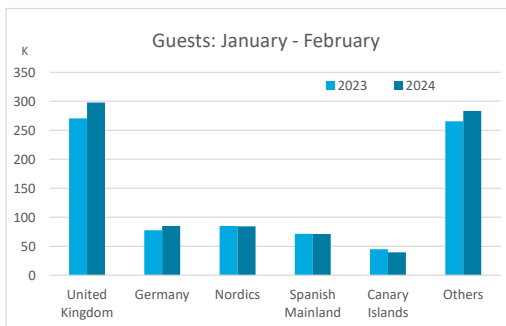


LENGHT OF STAY

	Breakdown by accommodation type											
	TOTAL				Hotels				Apartments			
	Abroad	Mainland	Canary Islands	Total	Abroad	Mainland	Canary Islands	Total	Abroad	Mainland	Canary Islands	Total
Jan - Feb 23	7.5	5.0	3.4	7.0	7.1	4.9	3.2	6.7	8.7	5.6	4.8	8.5
Jan - Feb 24	7.4	4.6	3.6	7.0	7.1	4.5	3.2	6.6	8.5	5.3	6.1	8.4
Change	-0.1	-0.4	0.1	0.0	-0.1	-0.4	-0.1	0.0	-0.2	-0.3	1.3	-0.1



GUESTS AND BEDNIGHTS BY PLACE OF RESIDENCE



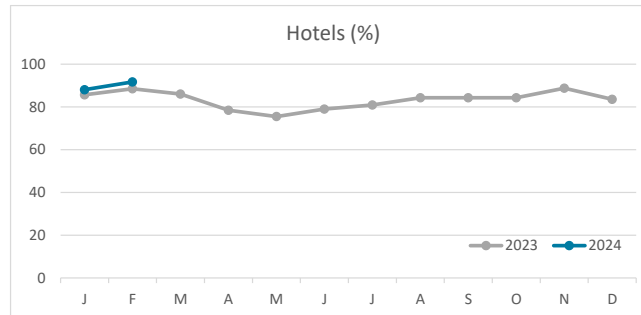
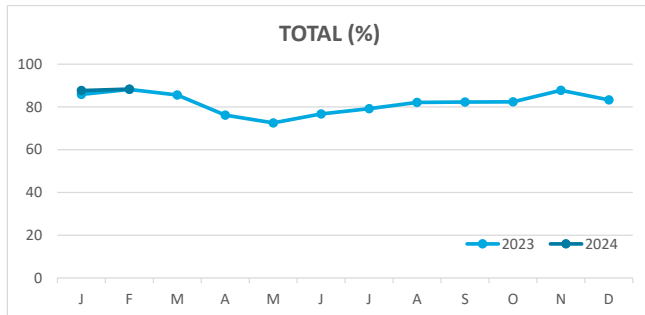
Note: LZ* (Lanzarote), FV* (Fuerteventura), GC* (Gran Canaria), TF* (Tenerife), LG* (La Gomera), LP* (La Palma) and EH* (El Hierro).

Main tourist accommodation indicators

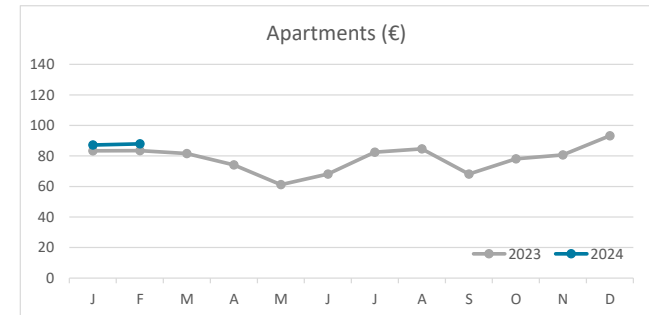
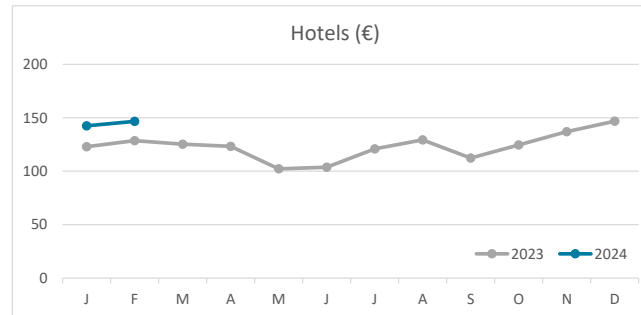
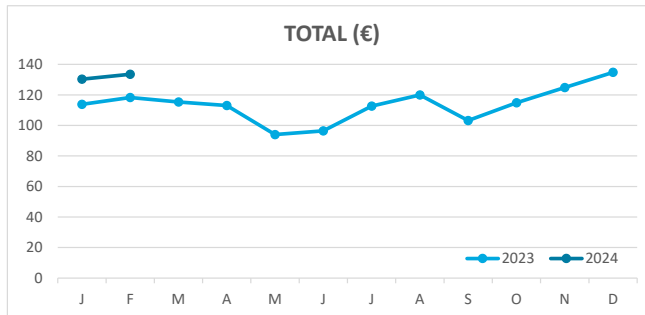
TENERIFE (January - February 2024)



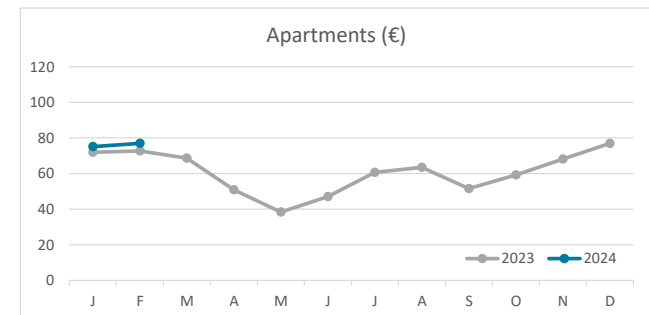
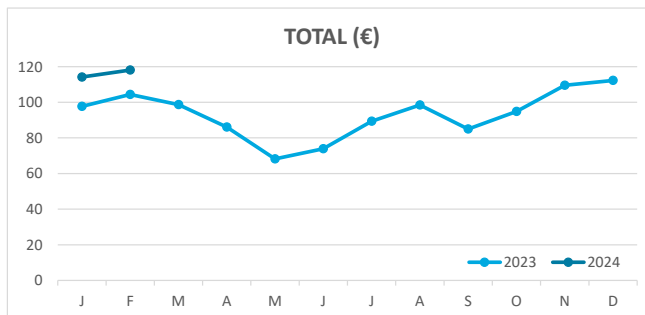
OCCUPANCY RATE PER ROOM / APARTMENT



ADR (Average Daily Rate)



REVPAR (Revenue Per Available Room)



Note: "Guests indicator" refers to number of guests checking in as new arrivals.
 Source: Encuestas de Alojamiento Turístico (ISTAC)