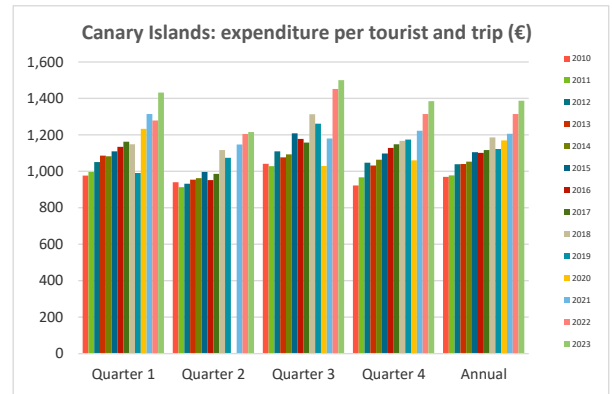


Expenditure per tourist and trip By island of stay

Expenditure per tourist and trip (€)

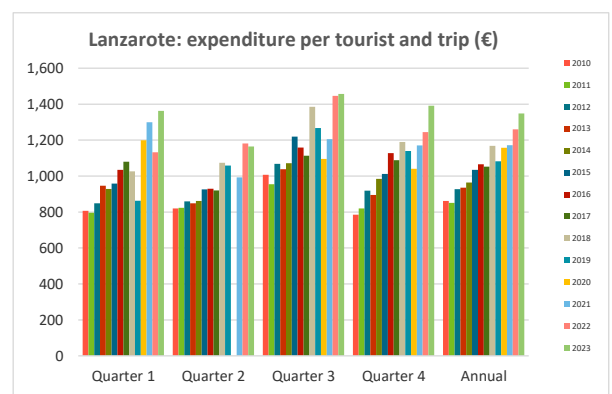
CANARY ISLANDS

| | Quarter 1 | Quarter 2 | Quarter 3 | Quarter 4 | Annual |
|------|-----------|-----------|-----------|-----------|--------|
| 2010 | 977 | 940 | 1,042 | 922 | 970 |
| 2011 | 997 | 913 | 1,029 | 968 | 978 |
| 2012 | 1,051 | 933 | 1,109 | 1,047 | 1,039 |
| 2013 | 1,086 | 954 | 1,077 | 1,032 | 1,041 |
| 2014 | 1,083 | 962 | 1,093 | 1,064 | 1,053 |
| 2015 | 1,110 | 996 | 1,209 | 1,097 | 1,105 |
| 2016 | 1,135 | 952 | 1,178 | 1,129 | 1,102 |
| 2017 | 1,162 | 986 | 1,157 | 1,148 | 1,117 |
| 2018 | 1,149 | 1,117 | 1,313 | 1,168 | 1,186 |
| 2019 | 991 | 1,074 | 1,261 | 1,175 | 1,123 |
| 2020 | 1,233 | | 1,030 | 1,060 | 1,170 |
| 2021 | 1,315 | 1,148 | 1,180 | 1,223 | 1,206 |
| 2022 | 1,279 | 1,205 | 1,452 | 1,315 | 1,314 |
| 2023 | 1,432 | 1,215 | 1,501 | 1,385 | 1,387 |



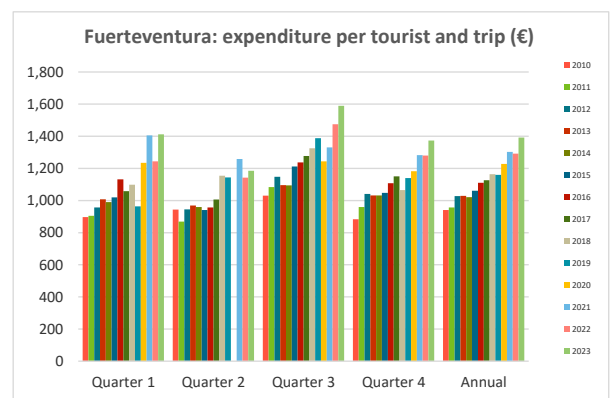
LANZAROTE

| | Quarter 1 | Quarter 2 | Quarter 3 | Quarter 4 | Annual |
|------|-----------|-----------|-----------|-----------|--------|
| 2010 | 807 | 820 | 1,007 | 785 | 862 |
| 2011 | 795 | 823 | 954 | 820 | 851 |
| 2012 | 848 | 860 | 1,068 | 918 | 928 |
| 2013 | 946 | 848 | 1,039 | 895 | 935 |
| 2014 | 929 | 862 | 1,072 | 984 | 964 |
| 2015 | 958 | 926 | 1,219 | 1,012 | 1,034 |
| 2016 | 1,035 | 930 | 1,159 | 1,127 | 1,066 |
| 2017 | 1,080 | 920 | 1,113 | 1,088 | 1,052 |
| 2018 | 1,026 | 1,073 | 1,386 | 1,190 | 1,169 |
| 2019 | 863 | 1,058 | 1,267 | 1,140 | 1,082 |
| 2020 | 1,199 | | 1,095 | 1,041 | 1,157 |
| 2021 | 1,299 | 993 | 1,206 | 1,170 | 1,172 |
| 2022 | 1,132 | 1,181 | 1,446 | 1,244 | 1,260 |
| 2023 | 1,363 | 1,164 | 1,457 | 1,391 | 1,349 |



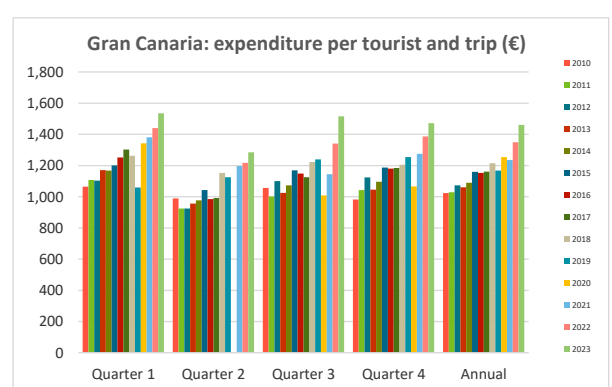
FUERTEVENTURA

| | Quarter 1 | Quarter 2 | Quarter 3 | Quarter 4 | Annual |
|------|-----------|-----------|-----------|-----------|--------|
| 2010 | 896 | 943 | 1,031 | 883 | 941 |
| 2011 | 904 | 869 | 1,084 | 960 | 957 |
| 2012 | 957 | 945 | 1,148 | 1,041 | 1,027 |
| 2013 | 1,007 | 969 | 1,096 | 1,031 | 1,029 |
| 2014 | 990 | 959 | 1,094 | 1,032 | 1,022 |
| 2015 | 1,020 | 941 | 1,212 | 1,048 | 1,060 |
| 2016 | 1,132 | 957 | 1,237 | 1,107 | 1,110 |
| 2017 | 1,058 | 1,007 | 1,277 | 1,150 | 1,126 |
| 2018 | 1,099 | 1,155 | 1,325 | 1,065 | 1,163 |
| 2019 | 964 | 1,144 | 1,388 | 1,139 | 1,159 |
| 2020 | 1,234 | | 1,243 | 1,182 | 1,228 |
| 2021 | 1,405 | 1,258 | 1,330 | 1,282 | 1,303 |
| 2022 | 1,244 | 1,142 | 1,475 | 1,280 | 1,291 |
| 2023 | 1,412 | 1,186 | 1,589 | 1,373 | 1,392 |



GRAN CANARIA

| | Quarter 1 | Quarter 2 | Quarter 3 | Quarter 4 | Annual |
|------|-----------|-----------|-----------|-----------|--------|
| 2010 | 1,064 | 989 | 1,056 | 982 | 1,024 |
| 2011 | 1,107 | 924 | 1,001 | 1,042 | 1,029 |
| 2012 | 1,103 | 924 | 1,101 | 1,124 | 1,073 |
| 2013 | 1,170 | 956 | 1,025 | 1,046 | 1,060 |
| 2014 | 1,167 | 976 | 1,072 | 1,097 | 1,089 |
| 2015 | 1,201 | 1,042 | 1,169 | 1,188 | 1,159 |
| 2016 | 1,252 | 985 | 1,149 | 1,181 | 1,152 |
| 2017 | 1,303 | 993 | 1,125 | 1,184 | 1,162 |
| 2018 | 1,263 | 1,152 | 1,223 | 1,206 | 1,215 |
| 2019 | 1,060 | 1,125 | 1,240 | 1,255 | 1,168 |
| 2020 | 1,343 | | 1,009 | 1,067 | 1,254 |
| 2021 | 1,381 | 1,197 | 1,144 | 1,274 | 1,235 |
| 2022 | 1,440 | 1,217 | 1,341 | 1,386 | 1,349 |
| 2023 | 1,535 | 1,284 | 1,516 | 1,471 | 1,461 |



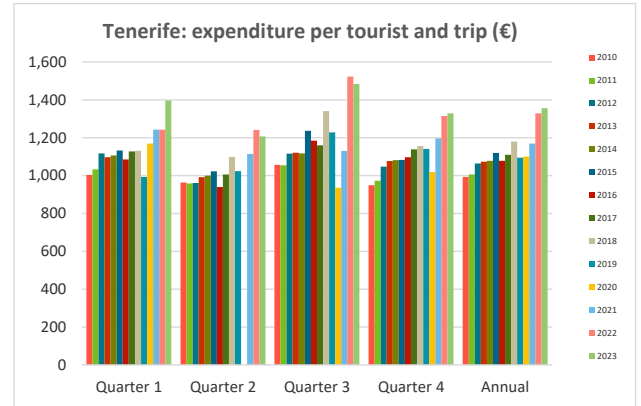
Expenditure per tourist and trip

By island of stay



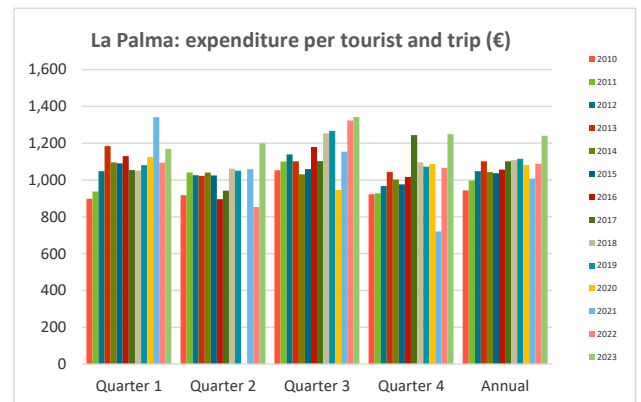
TENERIFE

| | Quarter 1 | Quarter 2 | Quarter 3 | Quarter 4 | Annual |
|------|-----------|-----------|-----------|-----------|--------|
| 2010 | 1,004 | 964 | 1,057 | 949 | 992 |
| 2011 | 1,033 | 958 | 1,055 | 973 | 1,006 |
| 2012 | 1,117 | 961 | 1,116 | 1,047 | 1,064 |
| 2013 | 1,098 | 991 | 1,120 | 1,077 | 1,074 |
| 2014 | 1,106 | 1,000 | 1,117 | 1,081 | 1,078 |
| 2015 | 1,132 | 1,022 | 1,237 | 1,083 | 1,119 |
| 2016 | 1,085 | 939 | 1,185 | 1,097 | 1,078 |
| 2017 | 1,128 | 1,006 | 1,160 | 1,139 | 1,109 |
| 2018 | 1,132 | 1,098 | 1,341 | 1,156 | 1,180 |
| 2019 | 993 | 1,023 | 1,229 | 1,141 | 1,095 |
| 2020 | 1,169 | | 936 | 1,019 | 1,101 |
| 2021 | 1,242 | 1,114 | 1,131 | 1,197 | 1,169 |
| 2022 | 1,242 | 1,241 | 1,523 | 1,315 | 1,330 |
| 2023 | 1,397 | 1,207 | 1,484 | 1,329 | 1,356 |



LA PALMA

| | Quarter 1 | Quarter 2 | Quarter 3 | Quarter 4 | Annual |
|------|-----------|-----------|-----------|-----------|--------|
| 2010 | 898 | 917 | 1,053 | 922 | 944 |
| 2011 | 937 | 1,040 | 1,100 | 927 | 997 |
| 2012 | 1,048 | 1,027 | 1,139 | 968 | 1,048 |
| 2013 | 1,184 | 1,022 | 1,102 | 1,043 | 1,101 |
| 2014 | 1,096 | 1,041 | 1,032 | 1,003 | 1,043 |
| 2015 | 1,090 | 1,025 | 1,060 | 976 | 1,037 |
| 2016 | 1,130 | 896 | 1,180 | 1,016 | 1,057 |
| 2017 | 1,054 | 942 | 1,103 | 1,244 | 1,101 |
| 2018 | 1,051 | 1,062 | 1,254 | 1,097 | 1,108 |
| 2019 | 1,081 | 1,051 | 1,267 | 1,072 | 1,115 |
| 2020 | 1,125 | | 945 | 1,087 | 1,081 |
| 2021 | 1,341 | 1,059 | 1,154 | 721 | 1,007 |
| 2022 | 1,095 | 853 | 1,324 | 1,067 | 1,089 |
| 2023 | 1,169 | 1,199 | 1,342 | 1,250 | 1,241 |



Linked series since 2010.

Source: ISTAC (Encuesta sobre el Gasto Turístico).

Note: Tourists under 16 years old are excluded.