


Tourist arrivals in the Canary Islands (ISTAC)

February 2024



CANARY ISLANDS

	United Kingdom	Germany	Belgium	France	Netherlands	Ireland	Italy	Switzerland	Denmark	Finland	Norway	Sweden	Nordics	Others	International	Mainland	TOTAL
2023	425,845	221,234	33,954	87,164	48,852	52,605	46,675	17,049	51,115	30,874	49,803	54,699	186,491	131,270	1,251,139	116,153	1,367,292
2024	501,493	265,111	42,559	82,302	74,783	65,872	64,431	17,542	49,014	34,548	61,303	56,778	201,643	151,012	1,466,747	131,888	1,598,635
Change	75,648	43,877	8,605	-4,862	25,931	13,267	17,756	493	-2,101	3,674	11,500	2,079	15,152	19,742	215,608	15,735	231,343
Change, %	17.8%	19.8%	25.3%	-5.6%	53.1%	25.2%	38.0%	2.9%	-4.1%	11.9%	23.1%	3.8%	8.1%	15.0%	17.2%	13.5%	16.9%

LANZAROTE

	United Kingdom	Germany	Belgium	France	Netherlands	Ireland	Italy	Switzerland	Denmark	Finland	Norway	Sweden	Nordics	Others	International	Mainland	TOTAL
2023	112,614	22,876	4,767	22,447	7,642	26,219	7,351	-	-	-	-	-	9,503	11,231	224,647	16,404	241,051
2024	137,123	29,875	7,343	20,992	11,426	28,934	7,632	-	-	-	-	-	8,616	11,342	263,283	17,489	280,771
Change	24,509	6,999	2,576	-1,455	3,784	2,715	281	--	--	--	--	--	-887	111	38,636	1,085	39,720
Change, %	21.8%	30.6%	54.0%	-6.5%	49.5%	10.4%	3.8%	--	--	--	--	--	-9.3%	1.0%	17.2%	6.6%	16.5%

FUERTEVENTURA

	United Kingdom	Germany	Belgium	France	Netherlands	Ireland	Italy	Switzerland	Denmark	Finland	Norway	Sweden	Nordics	Others	International	Mainland	TOTAL
2023	60,023	50,888	2,343	13,948	5,393	4,028	5,883	-	-	-	-	-	8,643	21,510	172,658	10,466	183,123
2024	65,119	63,183	3,791	11,749	10,941	6,188	9,747	-	-	-	-	-	9,561	23,919	204,199	10,493	214,692
Change	5,096	12,295	1,448	-2,199	5,548	2,160	3,864	--	--	--	--	--	918	2,409	31,541	27	31,569
Change, %	8.5%	24.2%	61.8%	-15.8%	102.9%	53.6%	65.7%	--	--	--	--	--	10.6%	11.2%	18.3%	0.3%	17.2%

GRAN CANARIA

	United Kingdom	Germany	Belgium	France	Netherlands	Ireland	Italy	Switzerland	Denmark	Finland	Norway	Sweden	Nordics	Others	International	Mainland	TOTAL
2023	65,776	73,271	6,865	17,263	19,980	9,086	9,650	-	-	-	-	-	113,003	38,989	353,883	30,611	384,494
2024	77,366	82,264	9,417	14,700	28,956	10,751	13,131	-	-	-	-	-	125,387	49,033	411,005	39,269	450,274
Change	11,590	8,993	2,552	-2,563	8,976	1,665	3,481	--	--	--	--	--	12,384	10,044	57,122	8,658	65,780
Change, %	17.6%	12.3%	37.2%	-14.8%	44.9%	18.3%	36.1%	--	--	--	--	--	11.0%	25.8%	16.1%	28.3%	17.1%

TENERIFE

	United Kingdom	Germany	Belgium	France	Netherlands	Ireland	Italy	Switzerland	Denmark	Finland	Norway	Sweden	Nordics	Others	International	Mainland	TOTAL
2023	185,732	68,852	19,605	33,182	15,142	13,013	23,629	-	-	-	-	-	53,965	74,088	487,208	55,956	543,163
2024	219,343	79,559	21,787	34,004	22,300	19,999	33,704	-	-	-	-	-	56,455	82,528	569,679	62,616	632,295
Change	33,611	10,707	2,182	822	7,158	6,986	10,075	--	--	--	--	--	2,490	8,440	82,471	6,660	89,132
Change, %	18.1%	15.6%	11.1%	2.5%	47.3%	53.7%	42.6%	--	--	--	--	--	4.6%	11.4%	16.9%	11.9%	16.4%

LA PALMA


	United Kingdom	Germany	Belgium	France	Netherlands	Ireland	Italy	Switzerland	Denmark	Finland	Norway	Sweden	Nordics	Others	International	Mainland	TOTAL
2023	1,148	3,068	301	246	630	212	141	-	-	-	-	-	996	1,532	8,274	2,222	10,496
2024	1,696	7,684	37	796	1,043	0	181	-	-	-	-	-	1,344	1,066	13,847	1,715	15,562
Change	548	4,616	-264	550	413	-212	40	--	--	--	--	--	348	-466	5,573	-507	5,066
Change, %	47.7%	150.5%	-87.7%	223.6%	65.6%	-100.0%	28.4%	--	--	--	--	--	34.9%	-30.4%	67.4%	-22.8%	48.3%

Source: Frontur (ISTAC). Tourist arrivals by air.

Note: on the result of the estimated Canary Islands total arrivals, tourists from La Gomera and El Hierro are included. Only main tourists are taken into account in each island.

Tourist arrivals in the Canary Islands (ISTAC)

January - February 2024



CANARY ISLANDS

	United Kingdom	Germany	Belgium	France	Netherlands	Ireland	Italy	Switzerland	Denmark	Finland	Norway	Sweden	Nordics	Others	International	Mainland	TOTAL
2023	817,947	449,018	68,035	149,023	101,619	109,116	108,474	29,362	93,468	69,309	104,165	116,240	383,182	252,534	2,468,309	267,140	2,735,450
2024	942,571	521,978	81,550	147,048	135,599	135,200	135,342	31,792	91,638	63,867	125,503	122,040	403,048	291,439	2,825,567	278,633	3,104,200
Change	124,624	72,960	13,515	-1,975	33,980	26,084	26,868	2,430	-1,830	-5,442	21,338	5,800	19,866	38,905	357,258	11,493	368,750
Change, %	15.2%	16.2%	19.9%	-1.3%	33.4%	23.9%	24.8%	8.3%	-2.0%	-7.9%	20.5%	5.0%	5.2%	15.4%	14.5%	4.3%	13.5%

LANZAROTE

	United Kingdom	Germany	Belgium	France	Netherlands	Ireland	Italy	Switzerland	Denmark	Finland	Norway	Sweden	Nordics	Others	International	Mainland	TOTAL
2023	214,525	45,449	9,156	36,467	16,485	51,899	15,791	-	-	-	-	-	19,652	21,808	431,229	40,008	471,237
2024	252,205	54,740	12,298	36,703	20,313	58,516	14,869	-	-	-	-	-	17,450	25,034	492,128	36,098	528,225
Change	37,680	9,291	3,142	236	3,828	6,617	-922	--	--	--	--	--	-2,202	3,226	60,899	-3,910	56,988
Change, %	17.6%	20.4%	34.3%	0.6%	23.2%	12.7%	-5.8%	--	--	--	--	--	-11.2%	14.8%	14.1%	-9.8%	12.1%

FUERTEVENTURA

	United Kingdom	Germany	Belgium	France	Netherlands	Ireland	Italy	Switzerland	Denmark	Finland	Norway	Sweden	Nordics	Others	International	Mainland	TOTAL
2023	107,390	105,398	4,635	24,249	10,495	7,405	16,944	-	-	-	-	-	17,586	39,046	333,146	20,674	353,820
2024	120,095	120,433	7,209	20,522	17,491	12,389	21,669	-	-	-	-	-	20,755	47,998	388,561	20,277	408,838
Change	12,705	15,035	2,574	-3,727	6,996	4,984	4,725	--	--	--	--	--	3,169	8,952	55,415	-397	55,018
Change, %	11.8%	14.3%	55.5%	-15.4%	66.7%	67.3%	27.9%	--	--	--	--	--	18.0%	22.9%	16.6%	-1.9%	15.5%

GRAN CANARIA

	United Kingdom	Germany	Belgium	France	Netherlands	Ireland	Italy	Switzerland	Denmark	Finland	Norway	Sweden	Nordics	Others	International	Mainland	TOTAL
2023	125,582	150,048	15,021	28,357	42,553	19,596	22,872	-	-	-	-	-	233,431	73,735	711,195	71,752	782,947
2024	145,349	162,867	17,372	25,689	54,751	22,221	27,913	-	-	-	-	-	250,469	88,016	794,647	83,014	877,662
Change	19,767	12,819	2,351	-2,668	12,198	2,625	5,041	--	--	--	--	--	17,038	14,281	83,452	11,262	94,715
Change, %	15.7%	8.5%	15.7%	-9.4%	28.7%	13.4%	22.0%	--	--	--	--	--	7.3%	19.4%	11.7%	15.7%	12.1%

TENERIFE

	United Kingdom	Germany	Belgium	France	Netherlands	Ireland	Italy	Switzerland	Denmark	Finland	Norway	Sweden	Nordics	Others	International	Mainland	TOTAL
2023	367,132	135,511	38,226	58,762	30,529	29,825	52,297	-	-	-	-	-	110,104	143,024	965,409	126,989	1,092,397
2024	420,713	162,534	44,235	62,629	41,233	41,969	70,374	-	-	-	-	-	111,042	157,939	1,112,667	131,797	1,244,464
Change	53,581	27,023	6,009	3,867	10,704	12,144	18,077	--	--	--	--	--	938	14,915	147,258	4,808	152,067
Change, %	14.6%	19.9%	15.7%	6.6%	35.1%	40.7%	34.6%	--	--	--	--	--	0.9%	10.4%	15.3%	3.8%	13.9%

LA PALMA


	United Kingdom	Germany	Belgium	France	Netherlands	Ireland	Italy	Switzerland	Denmark	Finland	Norway	Sweden	Nordics	Others	International	Mainland	TOTAL
2023	1,946	8,085	856	807	1,355	240	368	-	-	-	-	-	1,730	2,638	18,025	6,107	24,132
2024	2,969	16,864	102	1,276	1,688	4	377	-	-	-	-	-	2,351	3,209	28,840	6,042	34,882
Change	1,023	8,779	-754	469	333	-236	9	--	--	--	--	--	621	571	10,815	-65	10,750
Change, %	52.6%	108.6%	-88.1%	58.1%	24.6%	-98.3%	2.4%	--	--	--	--	--	35.9%	21.6%	60.0%	-1.1%	44.5%

Source: Frontur (ISTAC). Tourist arrivals by air.

Note: on the result of the estimated Canary Islands total arrivals, tourists from La Gomera and El Hierro are included. Only main tourists are taken into account in each island.

International tourist arrivals in Spain (INE)

February 2024



BY COUNTRY OF RESIDENCE

Monthly

	UK	Germany	Belgium	France	Netherlands	Ireland	Italy	Switzerland	Denmark	Finland	Norway	Sweden	Nordics	Russia	Portugal	Austria	Others	INTERNATIONAL
Feb-23	781,118	532,120	119,766	628,078	183,275	110,658	238,635	101,351	81,920	49,645	94,717	106,233	332,515	0	166,181	60,250	1,066,718	4,320,665
Feb-24	939,712	592,188	166,836	619,218	248,523	132,954	300,428	88,253	93,382	59,327	107,020	114,781	374,510	0	161,657	72,621	1,312,411	5,009,311
Change	158,594	60,068	47,070	-8,860	65,248	22,296	61,793	-13,098	11,462	9,682	12,303	8,548	41,995	--	-4,524	12,371	245,693	688,646
Change, %	20.3%	11.3%	39.3%	-1.4%	35.6%	20.1%	25.9%	-12.9%	14.0%	19.5%	13.0%	8.0%	12.6%	--	-2.7%	20.5%	23.0%	15.9%

Year-to-date

	UK	Germany	Belgium	France	Netherlands	Ireland	Italy	Switzerland	Denmark	Finland	Norway	Sweden	Nordics	Russia	Portugal	Austria	Others	INTERNATIONAL
Jan-Feb 23	1,523,272	1,011,980	255,698	1,112,534	387,803	226,243	519,471	186,091	169,381	102,832	184,925	218,638	675,776	0	306,568	109,916	2,140,308	8,455,660
Jan-Feb 24	1,773,128	1,143,493	322,203	1,190,992	465,012	279,621	625,830	200,166	191,437	118,285	201,051	234,337	745,110	--	287,893	106,898	2,637,136	9,777,482
Change	249,856	131,513	66,505	78,458	77,209	53,378	106,359	14,075	22,056	15,453	16,126	15,699	69,334	--	-18,675	-3,018	496,828	1,321,822
Change, %	16.4%	13.0%	26.0%	7.1%	19.9%	23.6%	20.5%	7.6%	13.0%	15.0%	8.7%	7.2%	10.3%	--	-6.1%	-2.7%	23.2%	15.6%

BY AUTONOMOUS COMMUNITY

Monthly

	Canary Islands	Andalusia	Aragon	Asturias	aric Islands	Cantabria	C. y Leon	C. La Mancha	Catalonia	Iencian Region	Extremadura	Galicia	Madrid	Murcia	Navarre	ue Country	La Rioja	SPAIN
Feb-23	1,230,683	612,045	32,056	16,165	181,701	22,382	57,905	0	930,178	481,913	0	70,892	453,650	40,683	0	135,734	0	4,320,665
Feb-24	1,407,956	726,034	29,023	18,550	214,451	12,680	73,406	0	1,049,744	583,470	0	79,395	585,156	47,750	0	115,644	0	5,009,311
Change	177,273	113,989	-3,033	2,385	32,750	-9,702	15,501	0	119,566	101,557	0	8,503	131,506	7,067	0	-20,090	0	688,646
Change, %	14.4%	18.6%	-9.5%	14.8%	18.0%	-43.3%	26.8%	--	12.9%	21.1%	--	12.0%	29.0%	17.4%	--	-14.8%	--	15.9%

Year-to-date

	Canary Islands	Andalusia	Aragon	Asturias	aric Islands	Cantabria	C. y Leon	C. La Mancha	Catalonia	Iencian Region	Extremadura	Galicia	Madrid	Murcia	Navarre	ue Country	La Rioja	SPAIN
Jan-Feb 23	2,439,968	1,179,672	53,983	35,118	309,503	38,113	131,903	24,021	1,727,328	962,084	28,200	147,735	972,449	100,220	13,669	219,512	0	8,455,660
Jan-Feb 24	2,729,056	1,392,397	48,940	34,808	353,719	34,330	158,685	27,244	2,008,470	1,203,188	16,418	166,729	1,194,481	103,905	11,823	222,205	0	9,777,482
Change	289,088	212,725	-5,043	-310	44,216	-3,783	26,782	3,223	281,142	241,104	-11,782	18,994	222,032	3,685	-1,846	2,693	0	1,321,822
Change, %	11.8%	18.0%	-9.3%	-0.9%	14.3%	-9.9%	20.3%	13.4%	16.3%	25.1%	-41.8%	12.9%	22.8%	3.7%	-13.5%	1.2%	--	15.6%

Note: Since March 2022, "Russia" is included in Others. Source: Frontur (INE).

Tourist arrivals in the Canary Islands (ISTAC)

February 2024



Number of tourists by holiday package booking and country of residence

February 2024

	Book	Do not book	TOTAL	% Book	% Do not book
International	753,372	713,378	1,466,747	51.4%	48.6%
- Germany	166,285	98,826	265,111	62.7%	37.3%
- Netherlands	39,397	35,387	74,783	52.7%	47.3%
- Ireland	16,967	48,905	65,872	25.8%	74.2%
- Nordics	129,519	72,124	201,643	64.2%	35.8%
- United Kingdom	289,691	211,802	501,493	57.8%	42.2%
- Switzerland	4,654	12,889	17,542	26.5%	73.5%
- Others	106,859	233,445	340,303	31.4%	68.6%
Spanish Mainland	24,875	107,013	131,888	18.9%	81.1%
TOTAL	778,247	820,391	1,598,635	48.7%	51.3%

January - February 2024

	Book	Do not book	TOTAL	% Book	% Do not book
International	1,436,946	1,388,624	2,825,568	50.9%	49.1%
- Germany	324,194	197,784	521,978	62.1%	37.9%
- Netherlands	73,398	62,202	135,599	54.1%	45.9%
- Ireland	37,238	97,962	135,200	27.5%	72.5%
- Nordics	251,191	151,858	403,049	62.3%	37.7%
- United Kingdom	542,369	400,201	942,571	57.5%	42.5%
- Switzerland	10,345	21,448	31,792	32.5%	67.5%
- Others	198,211	457,169	655,379	30.2%	69.8%
Spanish Mainland	41,403	237,230	278,633	14.9%	85.1%
TOTAL	1,478,349	1,625,854	3,104,201	47.6%	52.4%

Share of tourists by accommodation type and country of residence

February 2024

	Hotels and similar	Apartments	Property	Cruise	Others
International	64.7%	19.4%	2.3%	4.5%	9.1%
- Germany	62.7%	10.8%	3.5%	14.5%	8.4%
- Netherlands	68.3%	22.8%	2.2%	0.4%	6.2%
- Ireland	58.1%	29.5%	1.7%	0.3%	10.4%
- Nordics	64.5%	29.5%	2.2%	0.1%	3.8%
- United Kingdom	65.5%	21.0%	1.9%	4.9%	6.7%
- Switzerland	58.0%	20.1%	4.7%	2.3%	14.8%
- Others	66.2%	15.1%	1.9%	0.6%	16.2%
Spanish Mainland	53.2%	5.5%	1.9%	0.0%	39.4%
TOTAL	63.8%	18.3%	2.2%	4.1%	11.6%

January - February 2024

	Hotels and similar	Apartments	Property	Cruise	Others
International	63.3%	19.3%	2.7%	5.1%	9.7%
- Germany	60.6%	10.1%	4.1%	16.6%	8.6%
- Netherlands	66.8%	23.4%	1.7%	2.0%	6.0%
- Ireland	59.7%	29.2%	1.5%	0.2%	9.3%
- Nordics	64.0%	29.1%	2.3%	0.0%	4.5%
- United Kingdom	64.3%	20.8%	1.9%	5.4%	7.6%
- Switzerland	60.3%	19.6%	4.1%	2.4%	13.6%
- Others	63.8%	15.3%	3.2%	0.5%	17.2%
Spanish Mainland	49.0%	5.2%	2.1%	0.0%	43.7%
TOTAL	62.0%	18.0%	2.6%	4.6%	12.7%

Source: Frontur (ISTAC). Tourist arrivals by air.

Note: on the result of the estimated Canary Islands total arrivals, tourists from La Gomera and El Hierro are included.

Tourist arrivals in the Canary Islands (ISTAC)

February 2024



Number of tourists by holiday package booking and island of stay

February 2024

	Lanzarote	Fuerteventura	Gran Canaria	Tenerife	La Palma	CANARY ISLANDS	
Book	Total	166,125	154,562	242,541	277,044	12,545	778,247
	- International	162,478	150,526	237,778	264,842	12,300	753,372
	- Spanish Mainland	3,647	4,036	4,763	12,202	245	24,875
Do not book	Total	137,515	85,409	214,766	379,881	10,706	820,391
	- International	123,253	78,825	179,633	328,394	9,078	713,378
	- Spanish Mainland	14,262	6,584	35,133	51,487	1,628	107,013
TOTAL	All markets	303,640	239,970	457,306	656,925	23,250	1,598,635
	- International	285,731	229,350	417,411	593,236	21,378	1,466,747
	- Spanish Mainland	17,909	10,620	39,895	63,689	1,872	131,888
% book package	Total	54.7%	64.4%	53.0%	42.2%	54.0%	48.7%
	- International	56.9%	65.6%	57.0%	44.6%	57.5%	51.4%
	- Spanish Mainland	20.4%	38.0%	11.9%	19.2%	13.1%	18.9%

January - February 2024

	Lanzarote	Fuerteventura	Gran Canaria	Tenerife	La Palma	CANARY ISLANDS	
Book	Total	317,326	287,285	474,665	524,368	27,841	1,478,349
	- International	309,853	280,271	466,178	504,643	27,484	1,436,946
	- Spanish Mainland	7,473	7,014	8,487	19,725	357	41,403
Do not book	Total	258,246	170,125	431,018	763,730	29,064	1,625,854
	- International	228,427	155,653	355,427	649,501	22,911	1,388,624
	- Spanish Mainland	29,819	14,472	75,591	114,229	6,153	237,230
TOTAL	All markets	575,571	457,409	905,682	1,288,098	56,905	3,104,201
	- International	538,279	435,923	821,605	1,154,144	50,395	2,825,568
	- Spanish Mainland	37,292	21,486	84,077	133,954	6,510	278,633
% book package	Total	55.1%	62.8%	52.4%	40.7%	48.9%	47.6%
	- International	57.6%	64.3%	56.7%	43.7%	54.5%	50.9%
	- Spanish Mainland	20.0%	32.6%	10.1%	14.7%	5.5%	14.9%

Share of tourists by accommodation type and island of stay

February 2024

	Lanzarote	Fuerteventura	Gran Canaria	Tenerife	La Palma	CANARY ISLANDS	
International	Hotels	59.5%	71.9%	61.0%	60.2%	33.4%	64.7%
	Apartments	24.2%	10.3%	19.8%	18.1%	16.3%	19.4%
	Property	1.7%	1.2%	2.1%	2.7%	1.8%	2.3%
	Cruise	6.9%	9.9%	9.5%	8.2%	29.6%	4.5%
	Others	7.8%	6.7%	7.6%	10.7%	18.8%	9.1%
Spanish Mainland	Hotels	63.0%	63.6%	46.9%	52.3%	78.7%	53.2%
	Apartments	9.5%	7.0%	4.1%	5.0%	6.5%	5.5%
	Property	1.1%	3.3%	2.8%	1.4%	2.6%	1.9%
	Cruise	0.1%	0.0%	0.0%	0.0%	0.0%	0.0%
	Others	26.4%	26.1%	46.2%	41.3%	12.3%	39.4%
TOTAL	Hotels	59.7%	71.5%	59.8%	59.5%	37.1%	63.8%
	Apartments	23.3%	10.1%	18.4%	16.8%	15.5%	18.3%
	Property	1.7%	1.3%	2.2%	2.6%	1.9%	2.2%
	Cruise	6.5%	9.5%	8.7%	7.4%	27.2%	4.1%
	Others	8.9%	7.5%	10.9%	13.7%	18.3%	11.6%

January - February 2024

	Lanzarote	Fuerteventura	Gran Canaria	Tenerife	La Palma	CANARY ISLANDS	
International	Hotels	59.0%	70.2%	59.6%	58.7%	28.7%	63.3%
	Apartments	24.4%	10.2%	19.9%	18.0%	13.0%	19.3%
	Property	1.8%	2.1%	2.3%	3.2%	2.5%	2.7%
	Cruise	7.2%	9.4%	10.3%	9.0%	35.1%	5.1%
	Others	7.6%	8.1%	7.9%	11.2%	20.8%	9.7%
Spanish Mainland	Hotels	61.5%	62.7%	44.4%	48.3%	32.8%	49.0%
	Apartments	9.7%	7.0%	3.7%	4.6%	2.9%	5.2%
	Property	1.5%	2.6%	2.8%	1.3%	7.0%	2.1%
	Cruise	0.1%	0.0%	0.0%	0.0%	0.6%	0.0%
	Others	27.3%	27.7%	49.1%	45.8%	56.6%	43.7%
TOTAL	Hotels	59.1%	69.8%	58.2%	57.6%	29.2%	62.0%
	Apartments	23.4%	10.1%	18.4%	16.6%	11.9%	18.0%
	Property	1.8%	2.1%	2.3%	3.0%	3.0%	2.6%
	Cruise	6.8%	8.9%	9.4%	8.1%	31.1%	4.6%
	Others	8.9%	9.0%	11.8%	14.8%	24.9%	12.7%

Source: Frontur (ISTAC). Tourist arrivals by air.

Note: in the islands are included tourists who have chosen the island as the main destination of their trip or as a secondary destination. (*) Others = house of friend or relative + other type of accommodation