
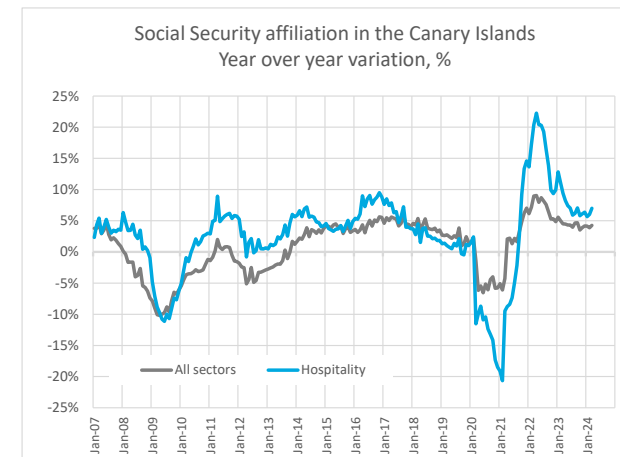
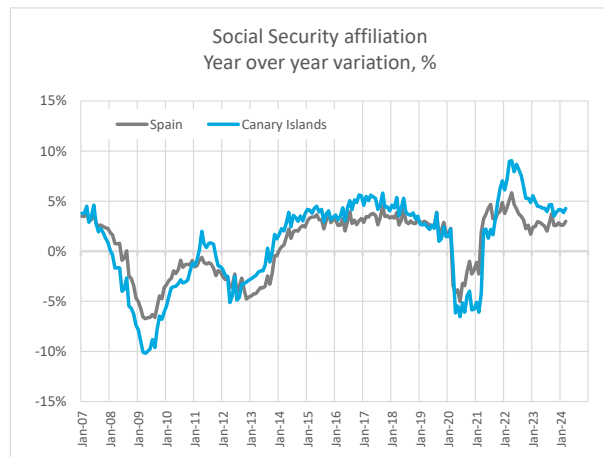


Employment data: Social Security affiliation and unemployment Canary Islands (March 2024)



Social Security affiliation

	Spain: All sectors	Canary Islands: All sectors	Canary Islands: hospitality and travel agencies
Feb-23	20,148,628	865,702	159,448
Mar-23	20,349,825	870,143	160,451
Feb-24	20,678,360	899,201	169,017
Mar-24	20,959,164	907,296	171,657
Month over month variation	280,804	8,095	2,640
Month over month variation (%)	1.4%	0.9%	1.6%
Year over year variation	609,339	37,153	11,206
Year over year variation (%)	3.0%	4.3%	7.0%



Unemployment

	Spain: All sectors	Canary Islands: All sectors	Canary Islands: hospitality and travel agencies
Feb-23	2,911,015	189,166	27,963
Mar-23	2,862,260	183,391	27,428
Feb-24	2,760,408	169,730	25,285
Mar-24	2,727,003	165,044	24,369
Month over month variation	-33,405	-4,686	-916
Month over month variation (%)	-1.2%	-2.8%	-3.6%
Year over year variation	-135,257	-18,347	-3,059
Year over year variation (%)	-4.7%	-10.0%	-11.2%

