

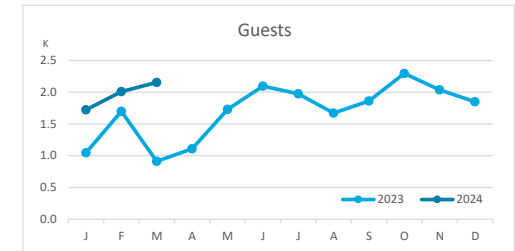
Main tourist accommodation indicators

EL HIERRO (January - March 2024)



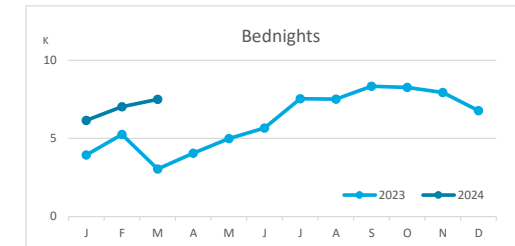
GUESTS BY ACCOMMODATION TYPE (*)

	Breakdown by accommodation type											
	TOTAL				Hotels				Apartments			
	Abroad	Mainland	Canary Islands	Total	Abroad	Mainland	Canary Islands	Total	Abroad	Mainland	Canary Islands	Total
Jan - Mar 23	1,029	491	2,140	3,660	742	354	825	1,921	287	137	1,315	1,739
Jan - Mar 24	1,383	986	3,521	5,890	1,216	880	2,024	4,120	167	106	1,497	1,770
Change	354	495	1,381	2,230	474	526	1,199	2,199	-120	-31	182	31
Change, %	34.4%	100.8%	64.5%	60.9%	63.9%	148.6%	145.3%	114.5%	-41.8%	-22.6%	13.8%	1.8%



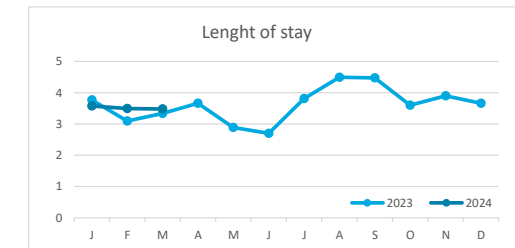
BEDNIGHTS

	Breakdown by accommodation type											
	TOTAL				Hotels				Apartments			
	Abroad	Mainland	Canary Islands	Total	Abroad	Mainland	Canary Islands	Total	Abroad	Mainland	Canary Islands	Total
Jan - Mar 23	4,675	1,805	5,770	12,250	2,763	1,089	1,708	5,560	1,912	716	4,062	6,690
Jan - Mar 24	6,342	3,704	10,642	20,688	4,911	2,999	5,077	12,987	1,431	705	5,565	7,701
Change	1,667	1,899	4,872	8,438	2,148	1,910	3,369	7,427	-481	-11	1,503	1,011
Change, %	35.7%	105.2%	84.4%	68.9%	77.7%	175.4%	197.2%	133.6%	-25.2%	-1.5%	37.0%	15.1%

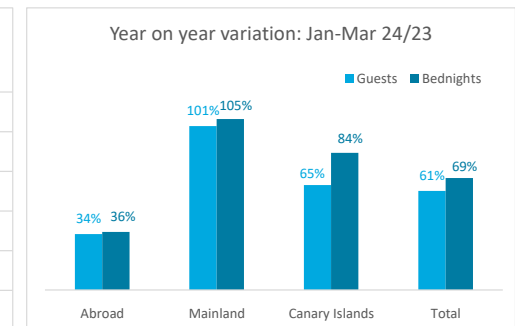
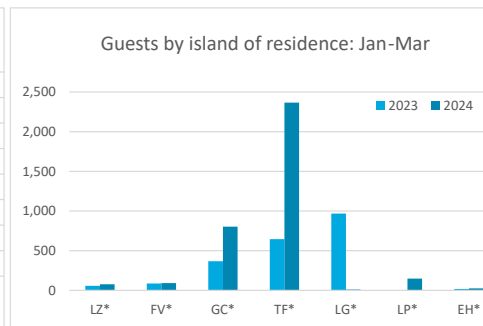
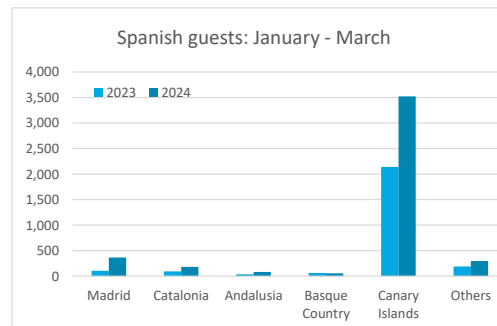
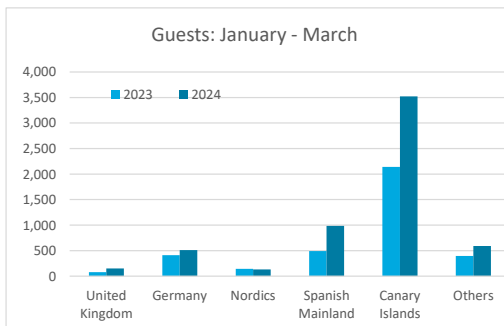


LENGHT OF STAY

	Breakdown by accommodation type											
	TOTAL				Hotels				Apartments			
	Abroad	Mainland	Canary Islands	Total	Abroad	Mainland	Canary Islands	Total	Abroad	Mainland	Canary Islands	Total
Jan - Mar 23	4.5	3.7	2.7	3.3	3.7	3.1	2.1	2.9	6.7	5.2	3.1	3.8
Jan - Mar 24	4.6	3.8	3.0	3.5	4.0	3.4	2.5	3.2	8.6	6.7	3.7	4.4
Change	0.0	0.1	0.3	0.2	0.3	0.3	0.4	0.3	1.9	1.4	0.6	0.5




GUESTS AND BEDNIGHTS BY PLACE OF RESIDENCE



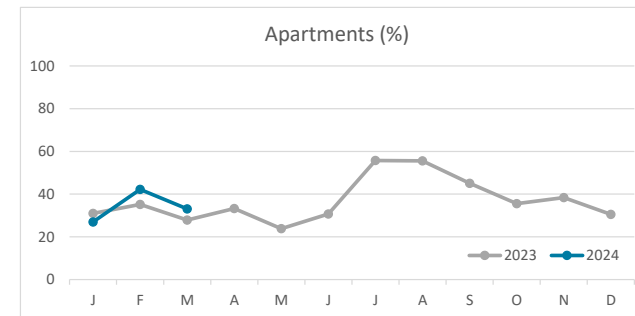
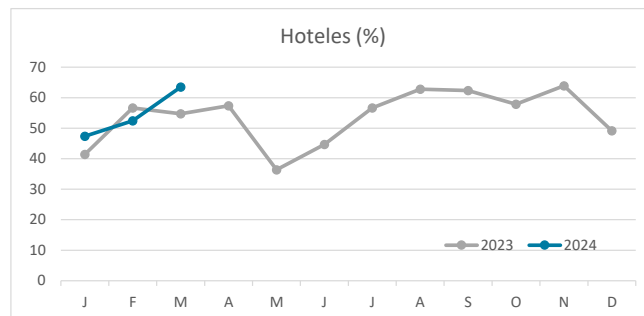
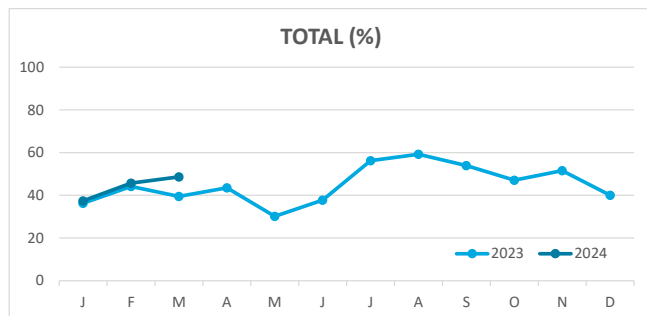
Note: LZ* (Lanzarote), FV* (Fuerteventura), GC* (Gran Canaria), TF* (Tenerife), LG* (La Gomera), LP* (La Palma) and EH* (El Hierro).

Main tourist accommodation indicators

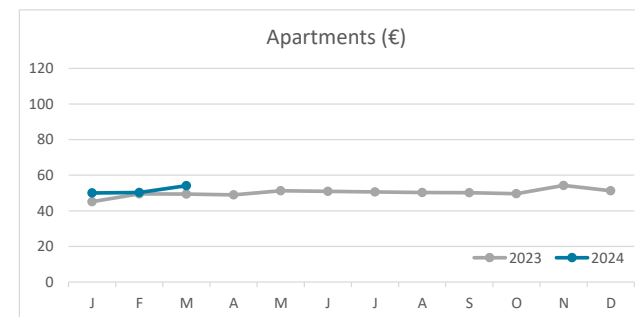
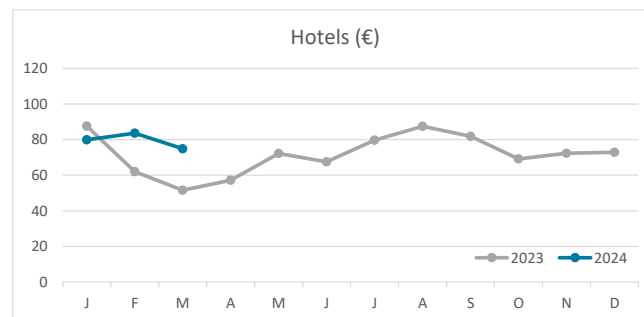
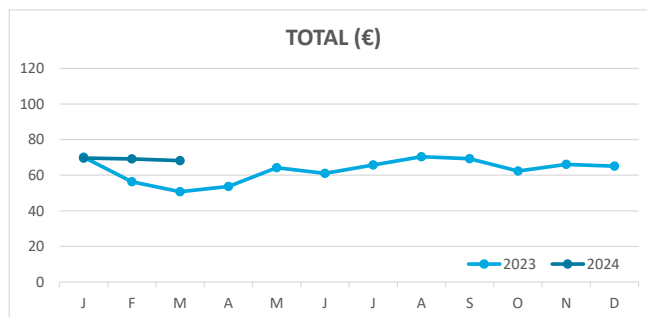
EL HIERRO (January - March 2024)



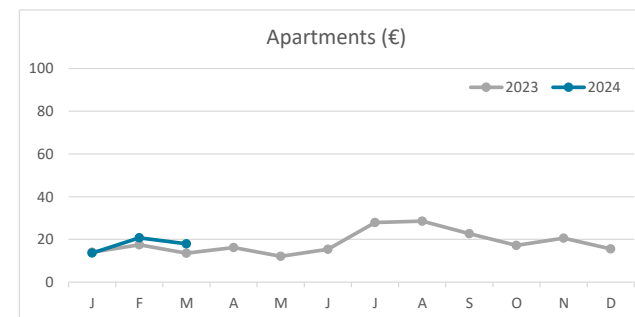
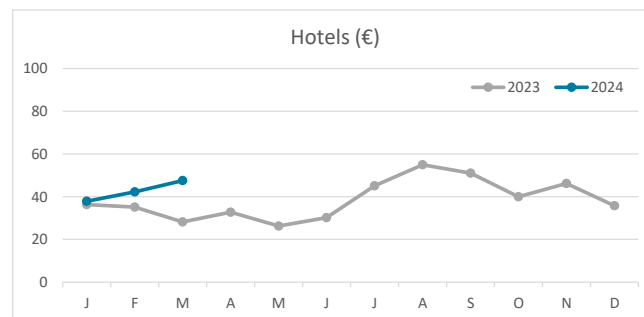
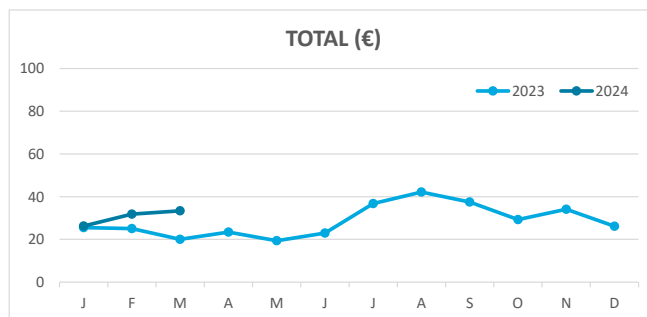
OCCUPANCY RATE PER ROOM / APARTMENT



ADR (Average Daily Rate)



REVPAR (Revenue Per Available Room)



Note: "Guests indicator" refers to number of guests checking in as new arrivals.
 Source: Encuestas de Alojamiento Turístico (ISTAC)