

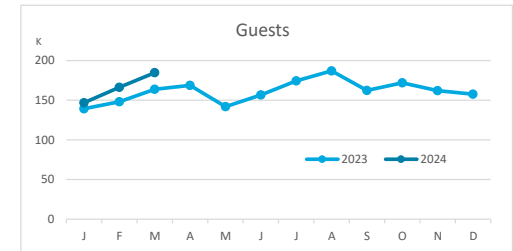
Main tourist accommodation indicators

FUERTEVENTURA (January - March 2024)



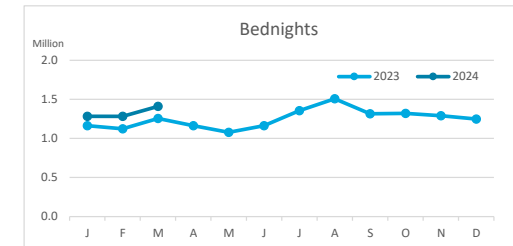
GUESTS BY ACCOMMODATION TYPE (*)

	TOTAL				Breakdown by accommodation type							
					Hotels				Apartments			
	Abroad	Mainland	Canary Islands	Total	Abroad	Mainland	Canary Islands	Total	Abroad	Mainland	Canary Islands	Total
Jan - Mar 23	412,034	23,151	15,971	451,156	375,605	20,062	12,977	408,644	36,429	3,089	2,994	42,512
Jan - Mar 24	452,422	25,167	20,111	497,700	409,774	22,358	16,242	448,374	42,648	2,809	3,869	49,326
Change	40,388	2,016	4,140	46,544	34,169	2,296	3,265	39,730	6,219	-280	875	6,814
Change, %	9.8%	8.7%	25.9%	10.3%	9.1%	11.4%	25.2%	9.7%	17.1%	-9.1%	29.2%	16.0%



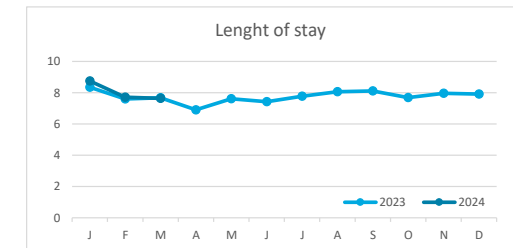
BEDNIGHTS

	TOTAL				Breakdown by accommodation type							
					Hotels				Apartments			
	Abroad	Mainland	Canary Islands	Total	Abroad	Mainland	Canary Islands	Total	Abroad	Mainland	Canary Islands	Total
Jan - Mar 23	3,377,282	105,007	61,182	3,543,471	2,983,906	91,658	47,501	3,123,065	393,376	13,349	13,681	420,406
Jan - Mar 24	3,719,768	139,516	118,585	3,977,869	3,292,345	119,756	98,124	3,510,225	427,423	19,760	20,461	467,644
Change	342,486	34,509	57,403	434,398	308,439	28,098	50,623	387,160	34,047	6,411	6,780	47,238
Change, %	10.1%	32.9%	93.8%	12.3%	10.3%	30.7%	106.6%	12.4%	8.7%	48.0%	49.6%	11.2%

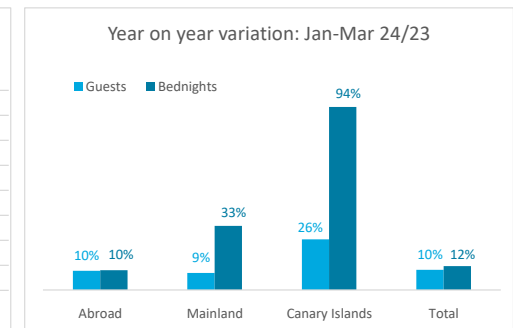
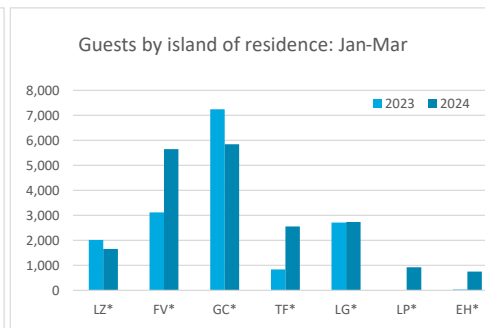
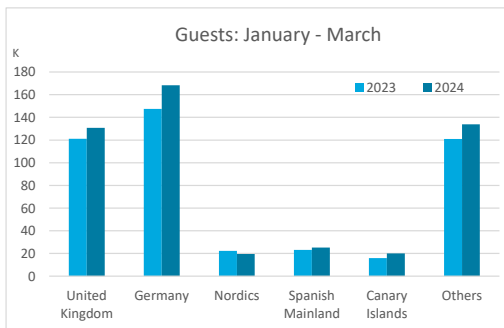


LENGHT OF STAY

	TOTAL				Breakdown by accommodation type							
					Hotels				Apartments			
	Abroad	Mainland	Canary Islands	Total	Abroad	Mainland	Canary Islands	Total	Abroad	Mainland	Canary Islands	Total
Jan - Mar 23	8.2	4.5	3.8	7.9	7.9	4.6	3.7	7.6	10.8	4.3	4.6	9.9
Jan - Mar 24	8.2	5.5	5.9	8.0	8.0	5.4	6.0	7.8	10.0	7.0	5.3	9.5
Change	0.0	1.0	2.1	0.1	0.1	0.8	2.4	0.2	-0.8	2.7	0.7	-0.4




GUESTS AND BEDNIGHTS BY PLACE OF RESIDENCE



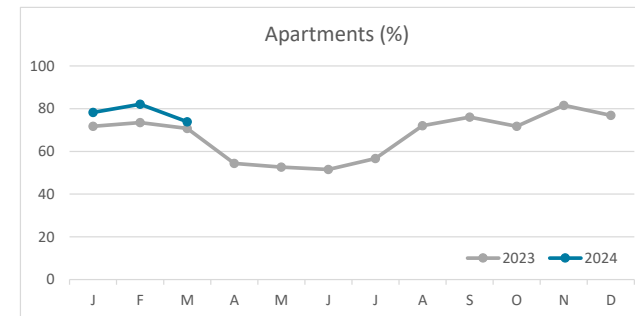
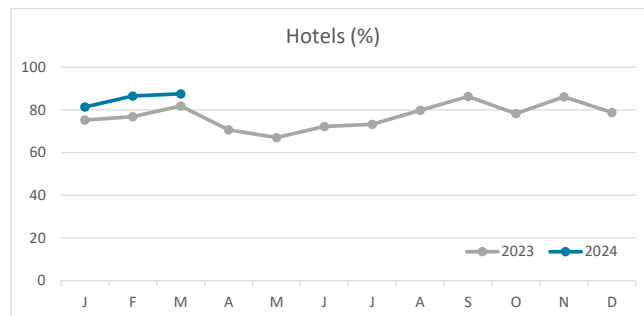
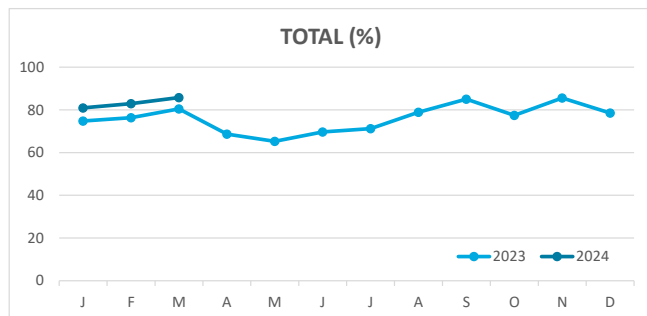
Note: LZ* (Lanzarote), FV* (Fuerteventura), GC* (Gran Canaria), TF* (Tenerife), LG* (La Gomera), LP* (La Palma) and EH* (El Hierro).

Main tourist accommodation indicators

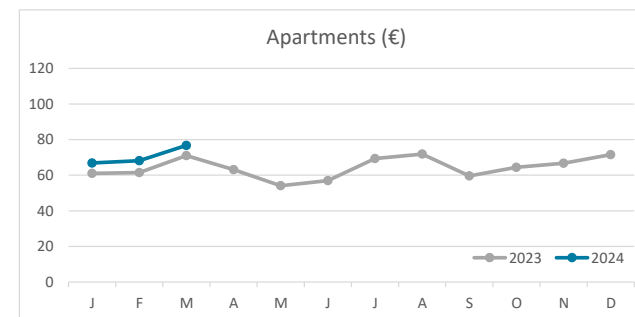
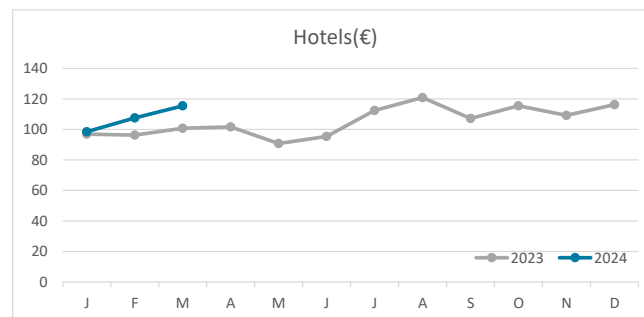
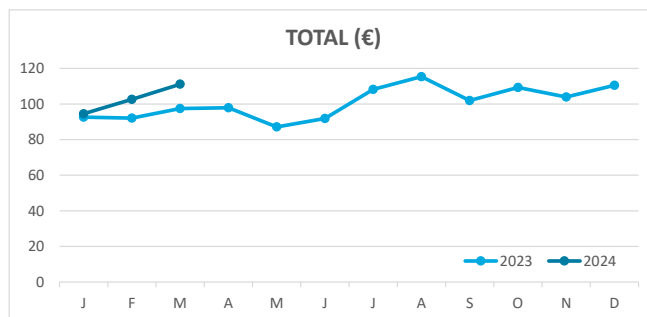
FUERTEVENTURA (January - March 2024)



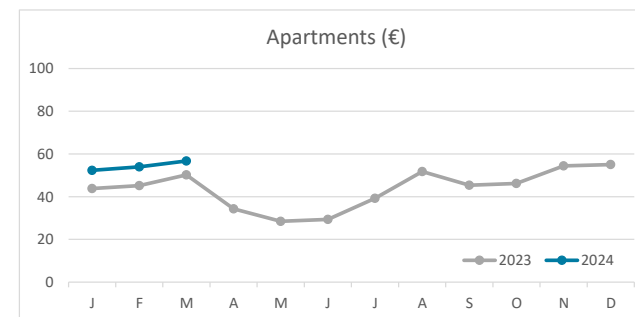
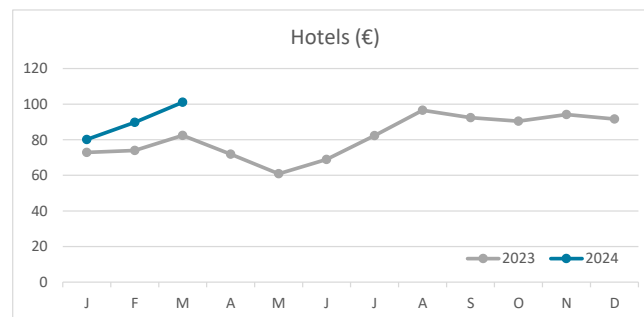
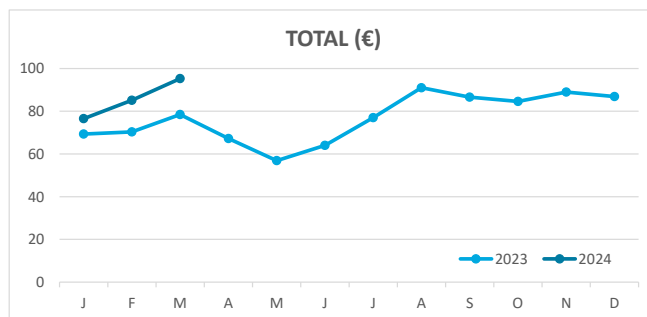
OCCUPANCY RATE PER ROOM / APARTMENT



ADR (Average Daily Rate)



REVPAR (Revenue Per Available Room)



Note: "Guests indicator" refers to number of guests checking in as new arrivals.
 Source: Encuestas de Alojamiento Turístico (ISTAC)