

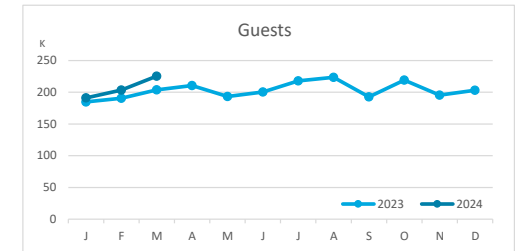
Main tourist accomodation indicators

LANZAROTE (January - March 2024)



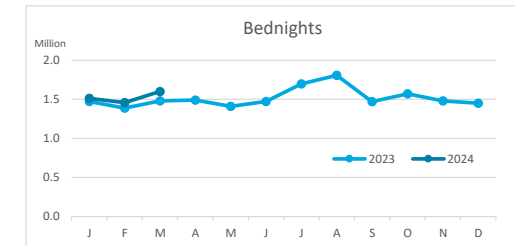
GUESTS BY ACCOMMODATION TYPE (*)

	TOTAL				Breakdown by accommodation type							
					Hotels				Apartments			
	Abroad	Mainland	Canary Islands	Total	Abroad	Mainland	Canary Islands	Total	Abroad	Mainland	Canary Islands	Total
Jan - Mar 23	513,942	46,786	18,518	579,246	362,508	39,355	11,132	412,995	151,434	7,431	7,386	166,251
Jan - Mar 24	560,006	42,161	18,020	620,187	401,052	36,390	13,183	450,625	158,954	5,771	4,837	169,562
Change	46,064	-4,625	-498	40,941	38,544	-2,965	2,051	37,630	7,520	-1,660	-2,549	3,311
Change, %	9.0%	-9.9%	-2.7%	7.1%	10.6%	-7.5%	18.4%	9.1%	5.0%	-22.3%	-34.5%	2.0%



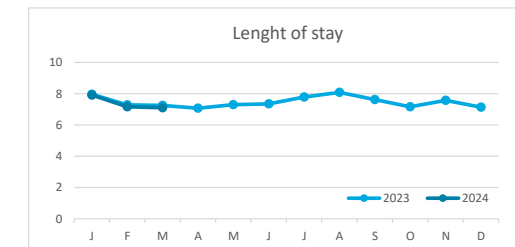
BEDNIGHTS

	TOTAL				Breakdown by accommodation type							
					Hotels				Apartments			
	Abroad	Mainland	Canary Islands	Total	Abroad	Mainland	Canary Islands	Total	Abroad	Mainland	Canary Islands	Total
Jan - Mar 23	4,035,061	235,616	70,450	4,341,127	2,688,644	175,748	33,515	2,897,907	1,346,417	59,868	36,935	1,443,220
Jan - Mar 24	4,292,159	212,565	67,998	4,572,722	2,920,091	169,845	43,555	3,133,491	1,372,068	42,720	24,443	1,439,231
Change	257,098	-23,051	-2,452	231,595	231,447	-5,903	10,040	235,584	25,651	-17,148	-12,492	-3,989
Change, %	6.4%	-9.8%	-3.5%	5.3%	8.6%	-3.4%	30.0%	8.1%	1.9%	-28.6%	-33.8%	-0.3%

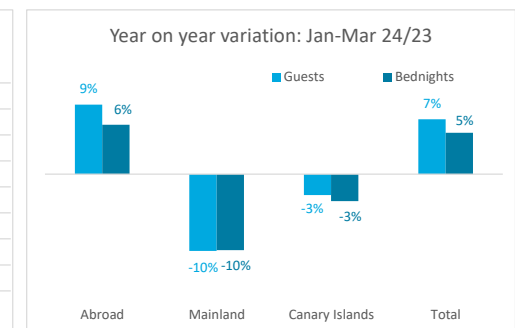
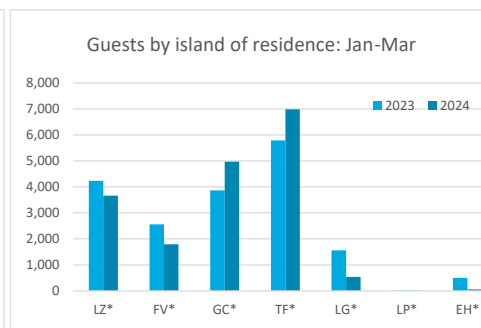
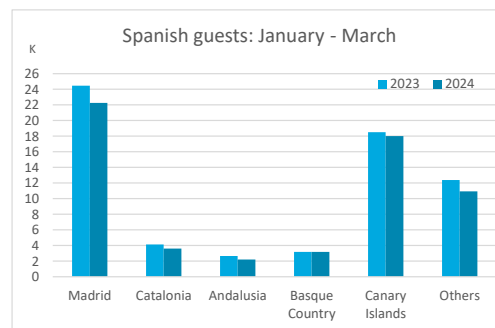
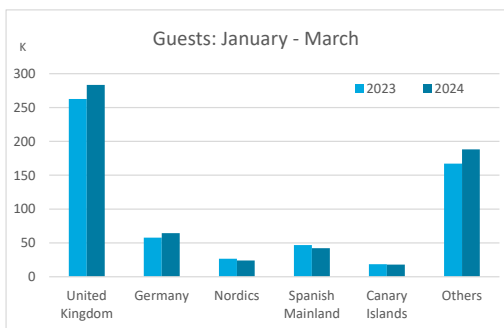


LENGHT OF STAY

	TOTAL				Breakdown by accommodation type							
					Hotels				Apartments			
	Abroad	Mainland	Canary Islands	Total	Abroad	Mainland	Canary Islands	Total	Abroad	Mainland	Canary Islands	Total
Jan - Mar 23	7.9	5.0	3.8	7.5	7.4	4.5	3.0	7.0	8.9	8.1	5.0	8.7
Jan - Mar 24	7.7	5.0	3.8	7.4	7.3	4.7	3.3	7.0	8.6	7.4	5.1	8.5
Change	-0.2	0.0	0.0	-0.1	-0.1	0.2	0.3	-0.1	-0.3	-0.7	0.1	-0.2




GUESTS AND BEDNIGHTS BY PLACE OF RESIDENCE

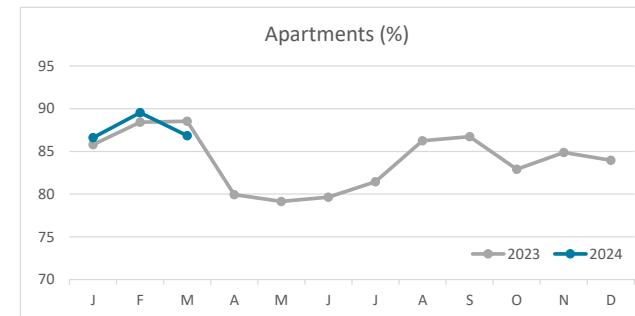
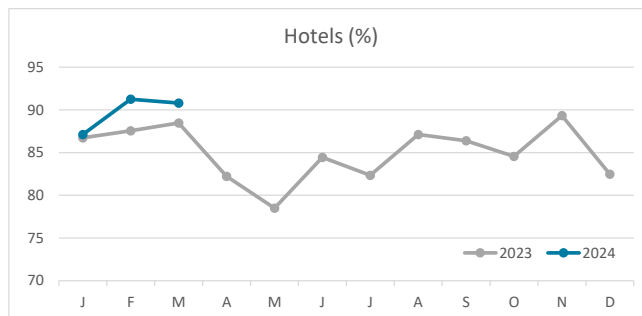
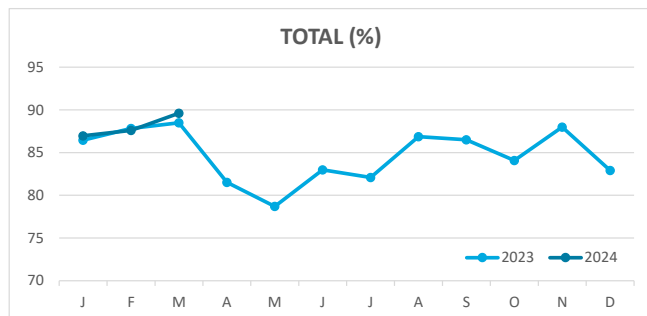


Note: LZ* (Lanzarote), FV* (Fuerteventura), GC* (Gran Canaria), TF* (Tenerife), LG* (La Gomera), LP* (La Palma) and EH* (El Hierro).

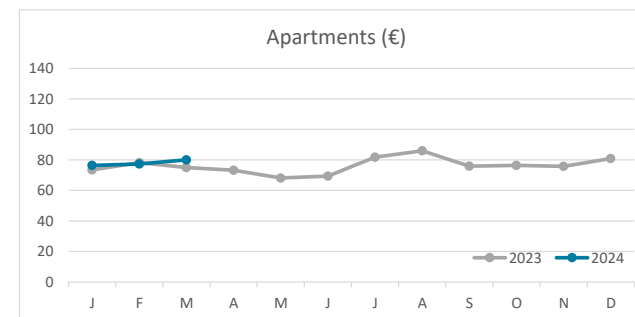
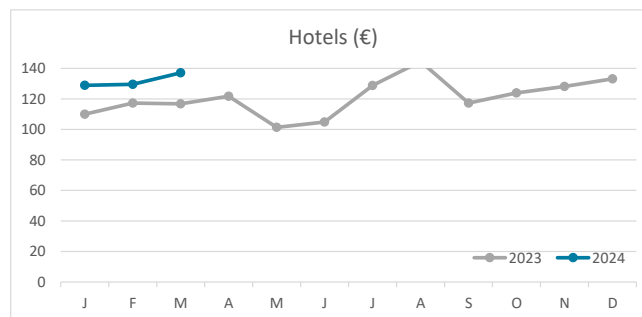
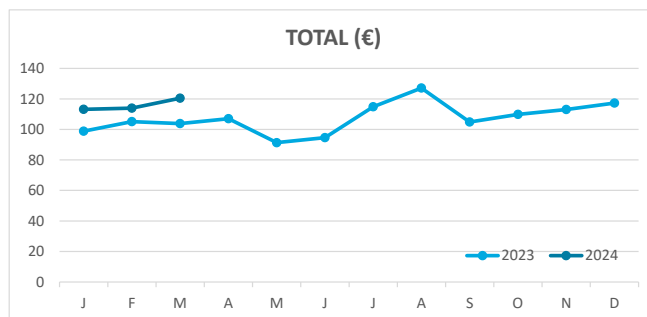
Main tourist accommodation indicators LANZAROTE (January - March 2024)



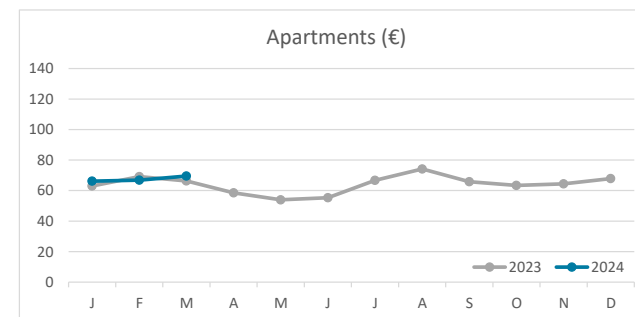
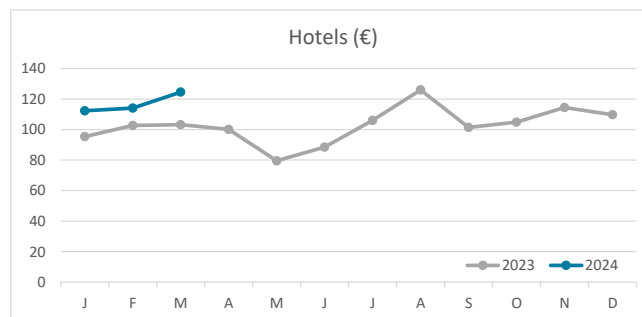
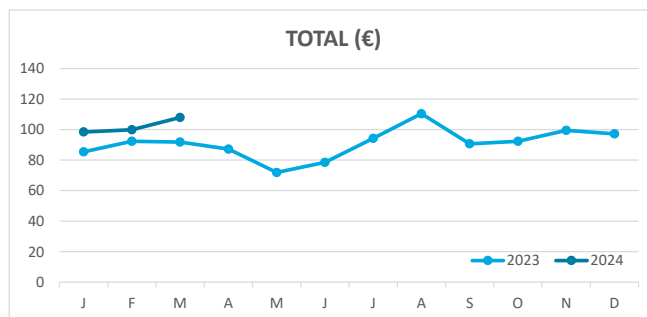
OCCUPANCY RATE PER ROOM / APARTMENT



ADR (Average Daily Rate)



REVPAR (Revenue Per Available Room)



Note: "Guests indicator" refers to number of guests checking in as new arrivals.
Source: Encuestas de Alojamiento Turístico (ISTAC)