

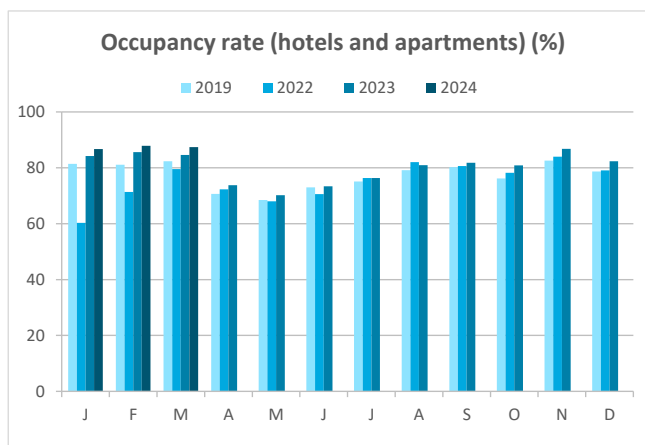
# Tourist accommodation

## OCCUPANCY RATE



### CANARY ISLANDS: Occupancy rate per room / apartment

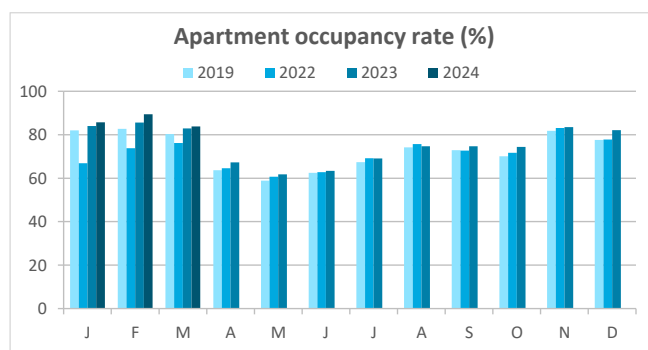
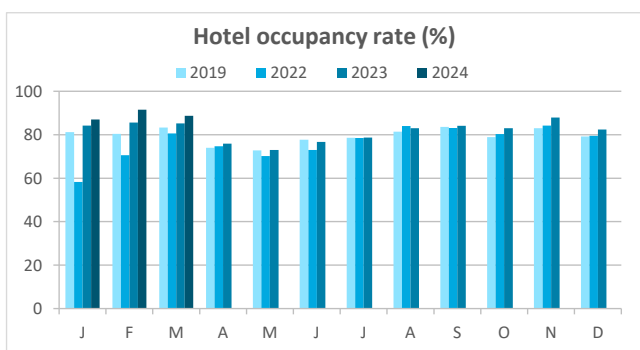
Hotels and apartments					
(%)	2019	2022	2023	2024	Change 24-23(p.p.)
January	81.43	60.27	84.20	86.71	2.5
February	81.09	71.34	85.60	87.86	2.3
March	82.38	79.58	84.63	87.44	2.8
April	70.70	72.27	73.78	--	--
May	68.47	67.99	70.21	--	--
June	72.98	70.62	73.41	--	--
July	75.14	76.36	76.37	--	--
August	79.13	82.03	80.94	--	--
September	80.26	80.63	81.80	--	--
October	76.20	78.25	80.85	--	--
November	82.62	83.96	86.79	--	--
December	78.69	79.07	82.32	--	--
<b>TOTAL</b>	<b>77.44</b>	<b>75.31</b>	<b>80.08</b>	--	--



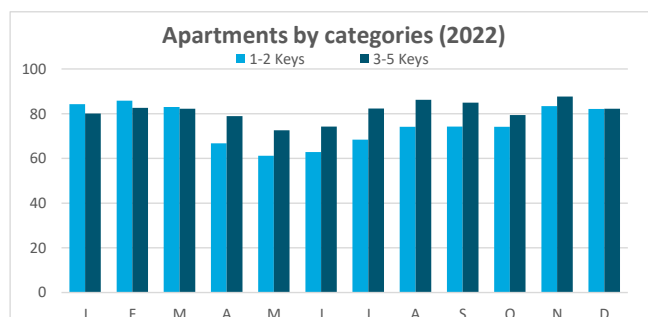
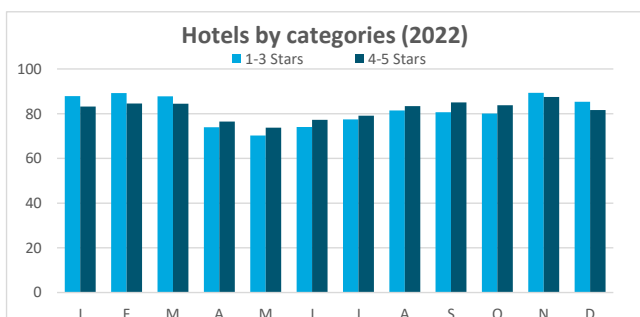
### Breakdown by type of accommodation

Hotels					
(%)	2019	2022	2023	2024	Change 24-23(p.p.)
January	81.16	58.27	84.25	87.05	2.8
February	80.37	70.58	85.59	91.52	5.9
March	83.31	80.62	85.18	88.67	3.5
April	73.94	74.64	75.90	--	--
May	72.78	70.22	72.95	--	--
June	77.69	72.99	76.64	--	--
July	78.64	78.54	78.74	--	--
August	81.35	83.97	82.97	--	--
September	83.57	83.07	84.09	--	--
October	78.93	80.31	82.99	--	--
November	82.99	84.25	87.87	--	--
December	79.17	79.49	82.40	--	--
<b>TOTAL</b>	<b>79.51</b>	<b>76.53</b>	<b>81.64</b>	--	--

Apartments					
(%)	2019	2022	2023	2024	Change 24-23(p.p.)
January	82.02	66.90	84.05	85.68	1.6
February	82.68	73.81	85.65	89.42	3.8
March	80.34	76.20	82.94	83.78	0.8
April	63.62	64.56	67.29	--	--
May	58.88	60.70	61.77	--	--
June	62.49	62.73	63.38	--	--
July	67.42	69.21	69.08	--	--
August	74.17	75.68	74.72	--	--
September	72.86	72.64	74.70	--	--
October	70.05	71.69	74.40	--	--
November	81.79	83.06	83.54	--	--
December	77.60	77.78	82.09	--	--
<b>TOTAL</b>	<b>72.87</b>	<b>71.34</b>	<b>75.34</b>	--	--

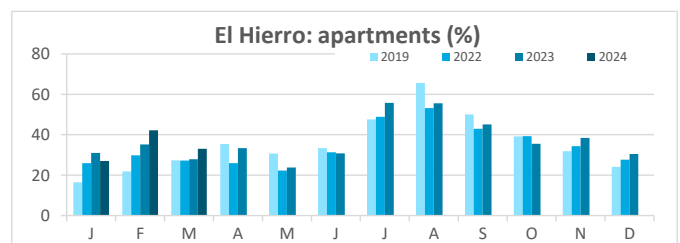
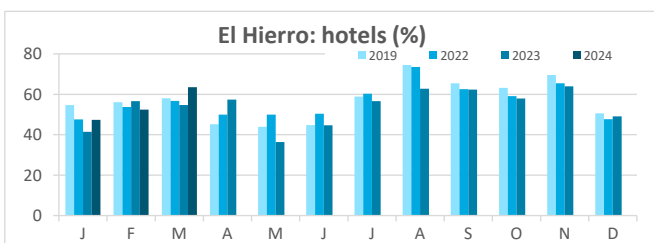
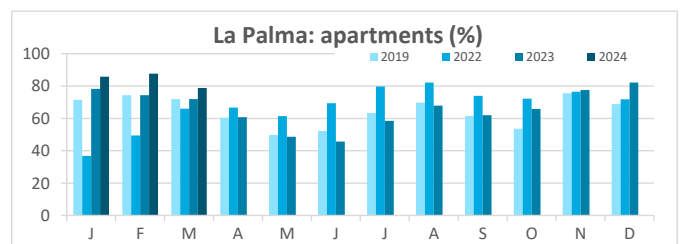
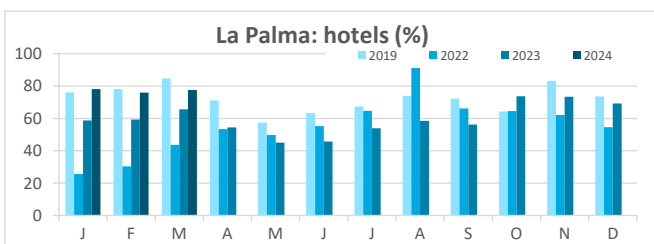
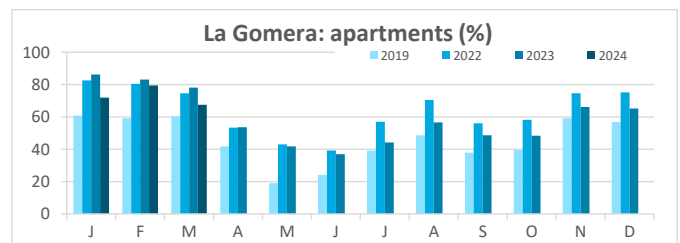
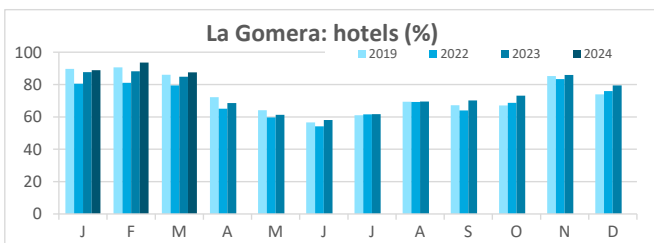
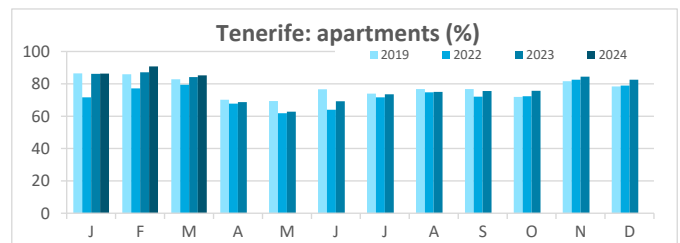
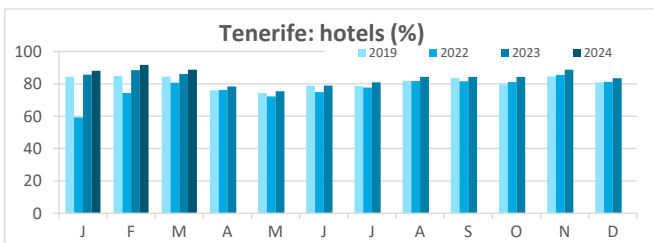
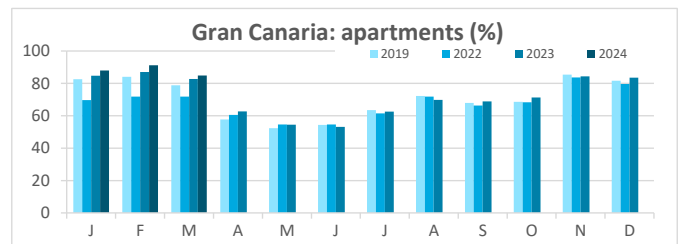
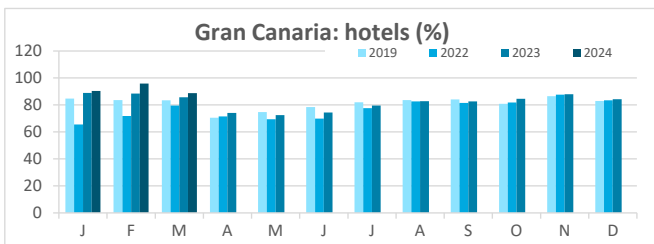
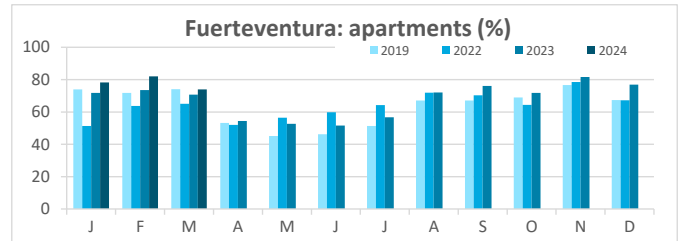
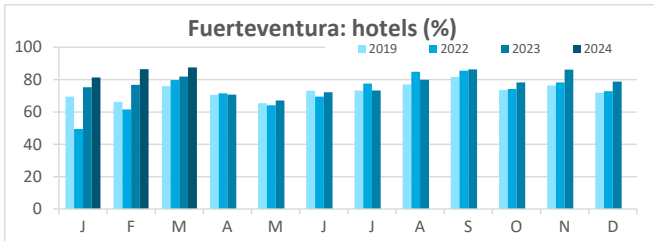
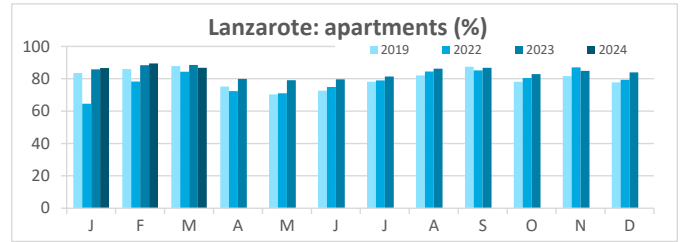
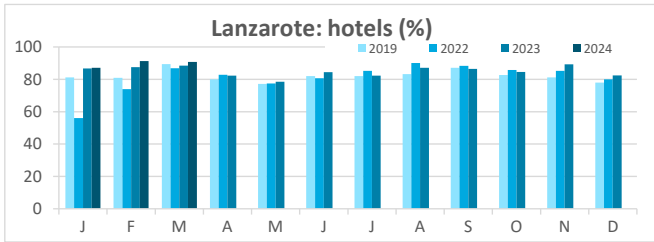


### CANARY ISLANDS: Occupancy rate per room / apartment by accommodation type and category



From May 2020, Occupancy rate is not comparable to those of previous years because the reopening of the establishments has been slow.

# Tourist accommodation OCCUPANCY RATE



From May 2020, Occupancy rate is not comparable to those of previous years because the reopening of the establishments has been slow.

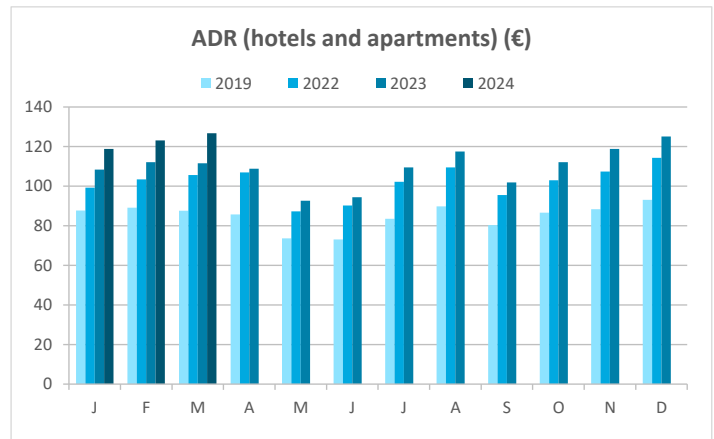
# Tourist accommodation

## ADR (AVERAGE DAILY RATE)



### CANARY ISLANDS: Average daily rate (€)

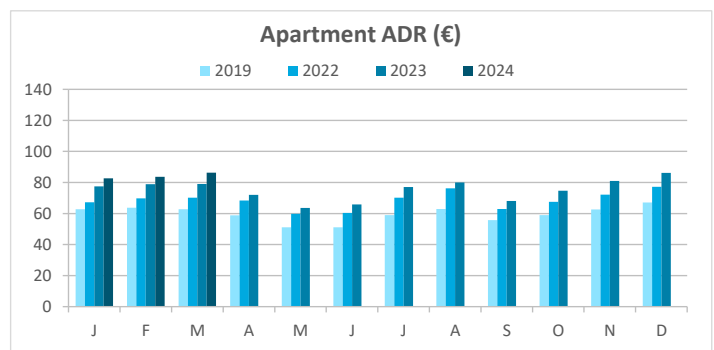
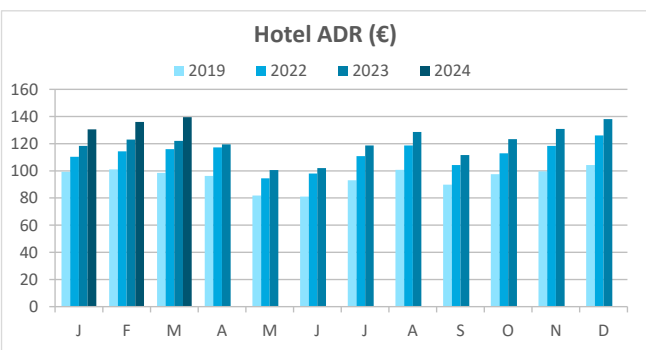
Hotels and apartments					
(€)	2019	2022	2023	2024	Change 24-23 (%)
January	87.73	99.30	108.39	118.81	9.6%
February	89.17	103.43	112.13	123.15	9.8%
March	87.61	105.65	111.61	126.69	13.5%
April	85.74	106.95	108.77	--	--
May	73.68	87.23	92.65	--	--
June	73.10	90.28	94.43	--	--
July	83.53	102.27	109.43	--	--
August	89.76	109.52	117.55	--	--
September	80.28	95.53	101.88	--	--
October	86.63	102.95	112.12	--	--
November	88.34	107.43	118.82	--	--
December	93.04	114.30	125.11	--	--
<b>TOTAL</b>	<b>85.17</b>	<b>102.50</b>	<b>109.90</b>	--	--



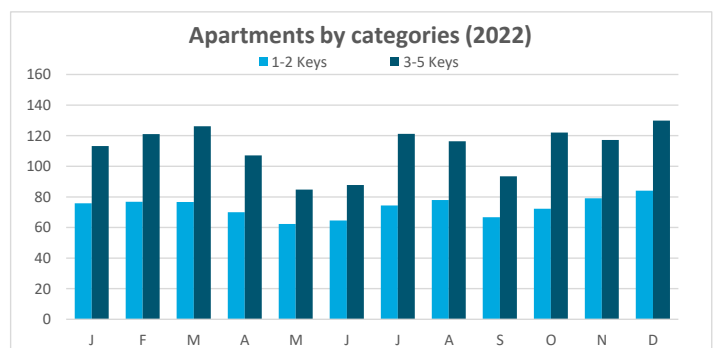
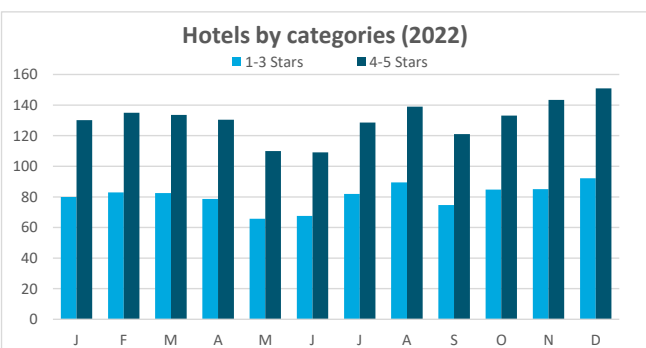
### Breakdown by type of accommodation

Hotels					
(€)	2019	2022	2023	2024	Change 24-23 (%)
January	99.27	110.34	118.40	130.57	10.3%
February	101.13	114.28	123.07	136.04	10.5%
March	98.55	115.91	121.99	139.44	14.3%
April	96.31	117.20	119.44	--	--
May	81.88	94.51	100.65	--	--
June	81.06	97.99	102.03	--	--
July	93.06	110.89	118.69	--	--
August	100.74	118.66	128.58	--	--
September	89.82	104.23	111.58	--	--
October	97.52	112.87	123.28	--	--
November	99.62	118.30	130.78	--	--
December	104.26	125.99	138.05	--	--
<b>TOTAL</b>	<b>95.48</b>	<b>112.12</b>	<b>120.16</b>	--	--

Apartments					
(€)	2019	2022	2023	2024	Change 24-23 (%)
January	62.75	67.31	77.54	82.65	6.6%
February	63.77	69.75	78.94	83.61	5.9%
March	62.82	70.25	79.06	86.26	9.1%
April	58.90	68.33	72.04	--	--
May	51.10	59.79	63.55	--	--
June	51.11	60.34	65.89	--	--
July	59.00	70.13	77.08	--	--
August	62.89	76.18	80.07	--	--
September	55.76	62.94	68.11	--	--
October	59.03	67.52	74.74	--	--
November	62.63	72.16	80.93	--	--
December	67.13	77.24	86.18	--	--
<b>TOTAL</b>	<b>60.22</b>	<b>68.96</b>	<b>75.98</b>	--	--

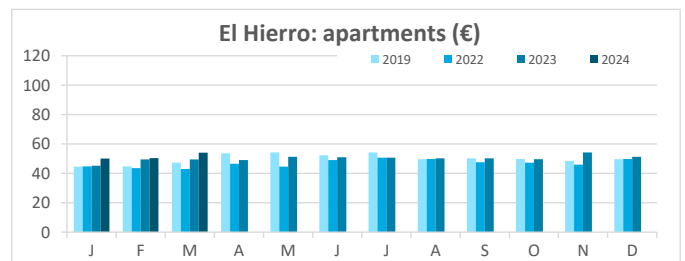
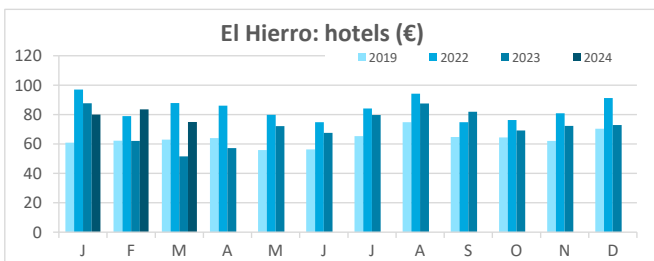
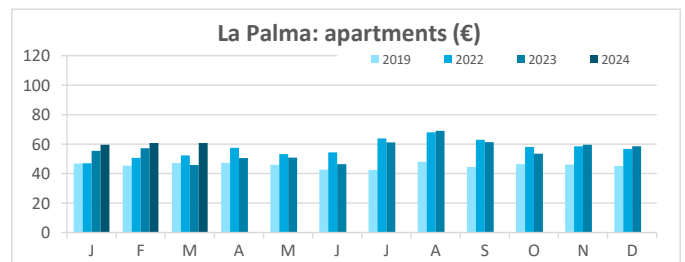
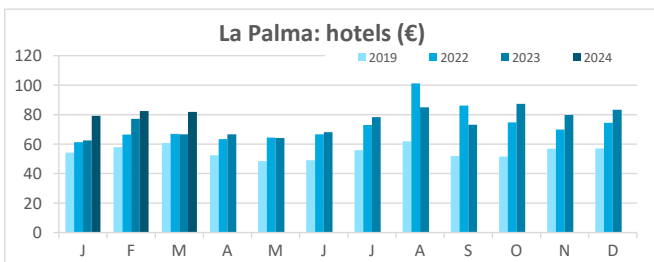
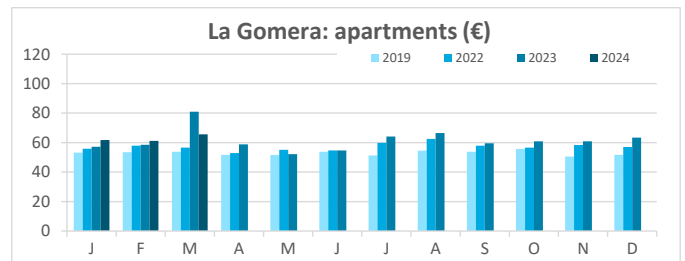
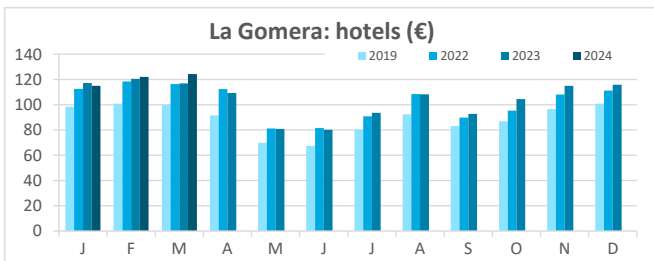
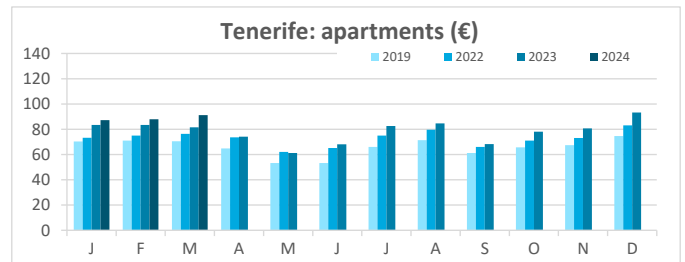
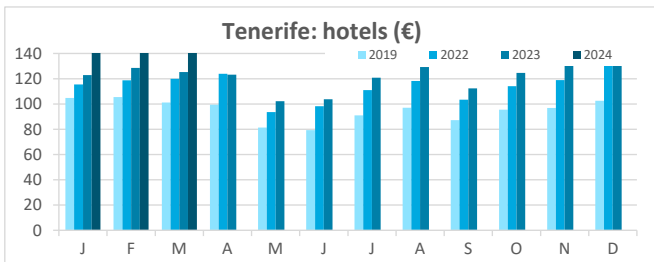
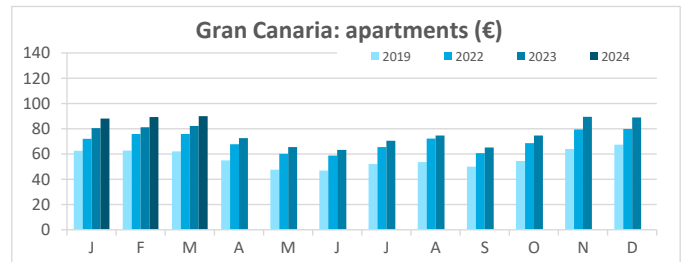
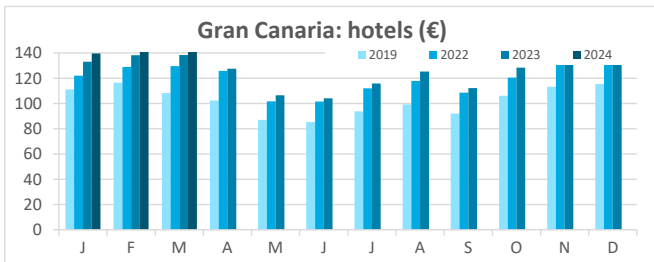
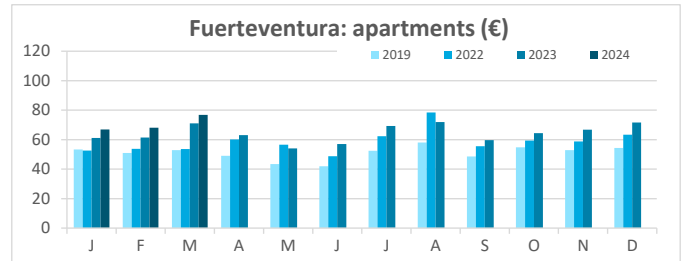
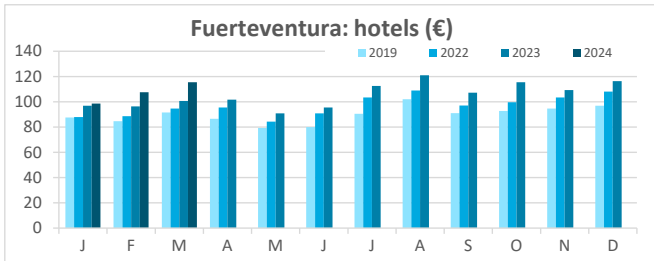
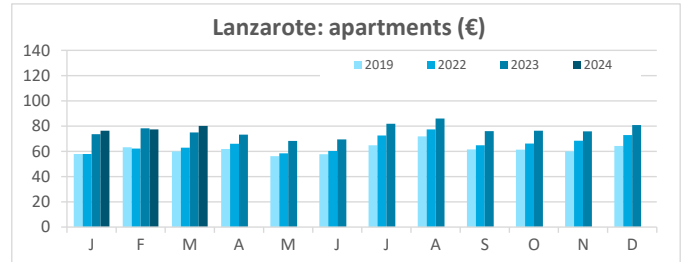
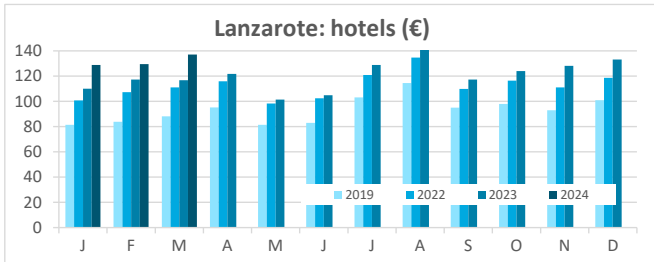


### CANARY ISLANDS: Average daily rate (€) by accommodation type and category



# Tourist accommodation

## ADR (AVERAGE DAILY RATE)



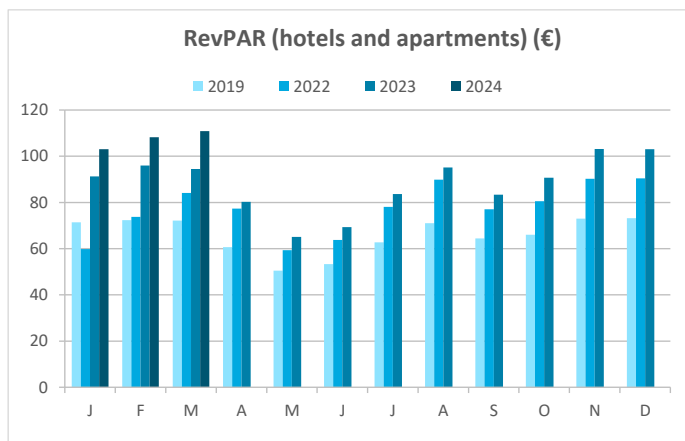
# Tourist accommodation

## REVPAR (REVENUE PER AVAILABLE ROOM)



### CANARY ISLANDS: Revenue per available room (€)

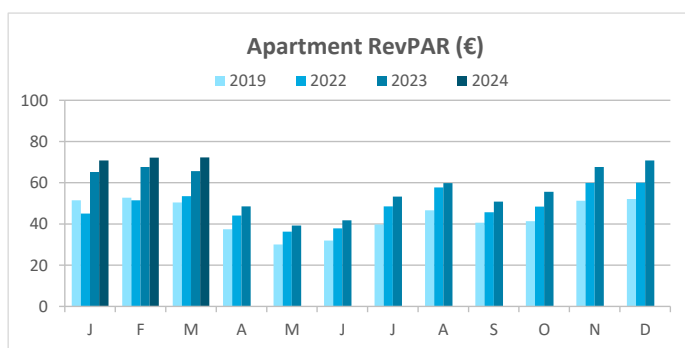
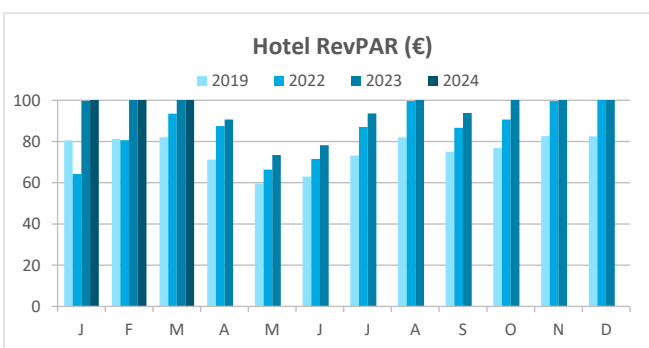
Hotels and apartments					
(€)	2019	2022	2023	2024	Change 24-23 (%)
January	71.43	59.83	91.26	103.01	12.9%
February	72.31	73.79	95.99	108.25	12.8%
March	72.17	84.08	94.46	110.84	17.3%
April	60.62	77.29	80.25	--	--
May	50.45	59.30	65.05	--	--
June	53.34	63.76	69.32	--	--
July	62.76	78.10	83.63	--	--
August	71.02	89.84	95.15	--	--
September	64.44	77.02	83.33	--	--
October	66.01	80.56	90.73	--	--
November	72.99	90.21	103.13	--	--
December	73.22	90.38	103.00	--	--
<b>TOTAL</b>	<b>65.96</b>	<b>77.19</b>	<b>88.03</b>	--	--



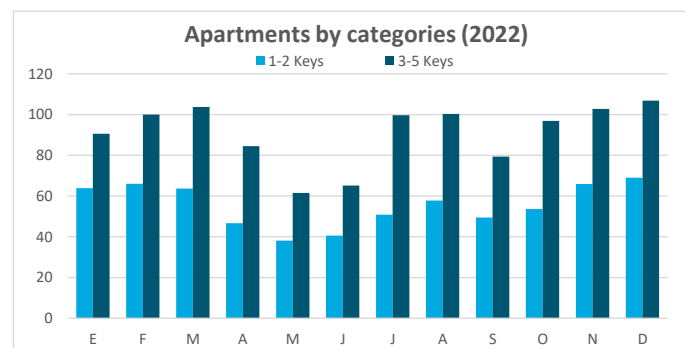
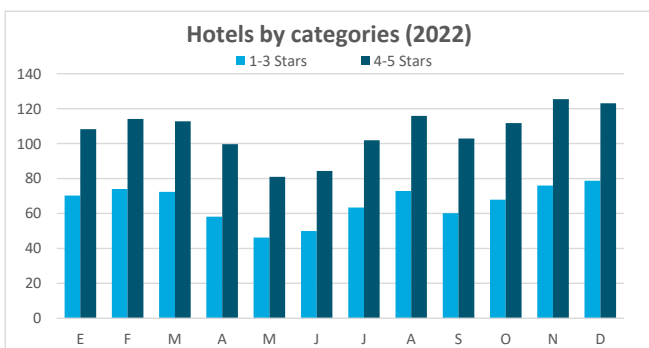
### Breakdown by type of accommodation

Hotels					
(€)	2019	2022	2023	2024	Change 24-23 (%)
January	80.56	64.30	99.75	113.66	13.9%
February	81.28	80.66	105.33	120.30	14.2%
March	82.10	93.45	103.91	123.75	19.1%
April	71.21	87.48	90.65	--	--
May	59.59	66.37	73.43	--	--
June	62.98	71.53	78.20	--	--
July	73.18	87.09	93.56	--	--
August	81.95	99.63	106.68	--	--
September	75.06	86.59	93.83	--	--
October	76.97	90.65	102.44	--	--
November	82.67	99.66	114.92	--	--
December	82.54	100.16	113.76	--	--
<b>TOTAL</b>	<b>75.91</b>	<b>85.80</b>	<b>98.11</b>	<b>0.00</b>	--

Apartments					
(€)	2019	2022	2023	2024	Change 24-23 (%)
January	51.47	44.99	65.18	70.79	8.6%
February	52.72	51.48	67.62	72.16	6.7%
March	50.47	53.53	65.58	72.23	10.1%
April	37.47	44.11	48.49	--	--
May	30.09	36.29	39.26	--	--
June	31.94	37.85	41.76	--	--
July	39.78	48.54	53.25	--	--
August	46.64	57.66	59.84	--	--
September	40.62	45.72	50.88	--	--
October	41.34	48.40	55.61	--	--
November	51.22	59.94	67.61	--	--
December	52.09	60.07	70.75	--	--
<b>TOTAL</b>	<b>43.88</b>	<b>49.19</b>	<b>57.25</b>	<b>0.00</b>	--

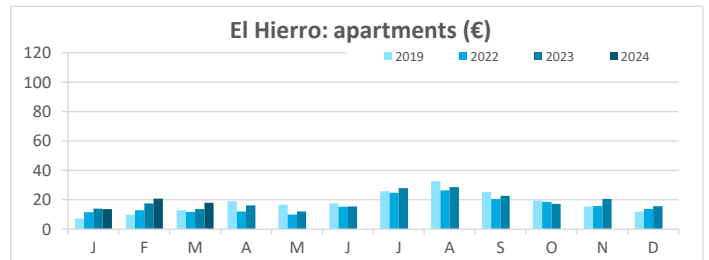
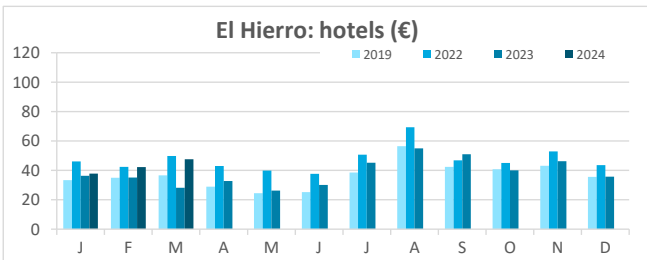
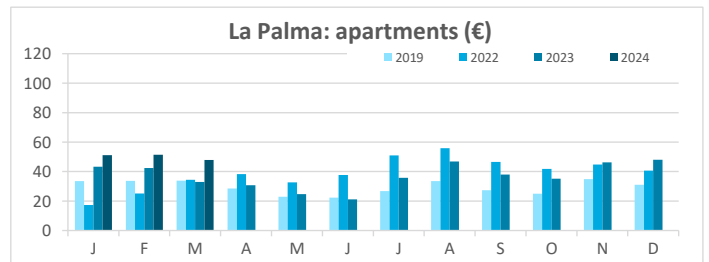
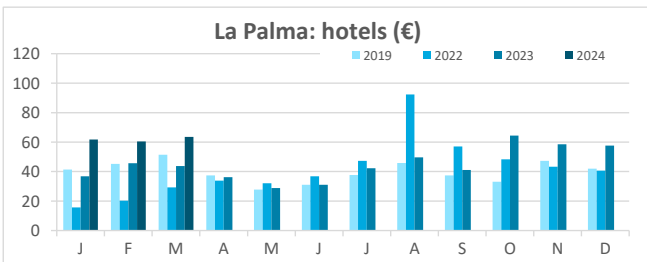
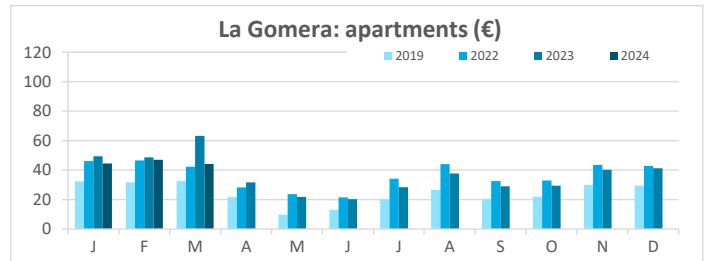
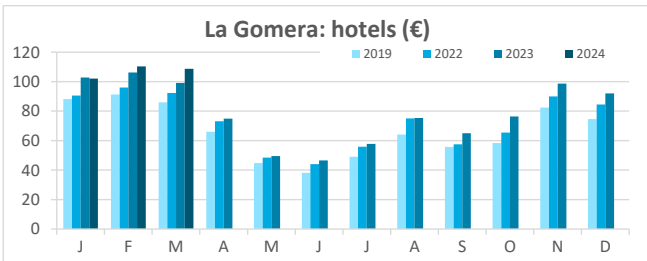
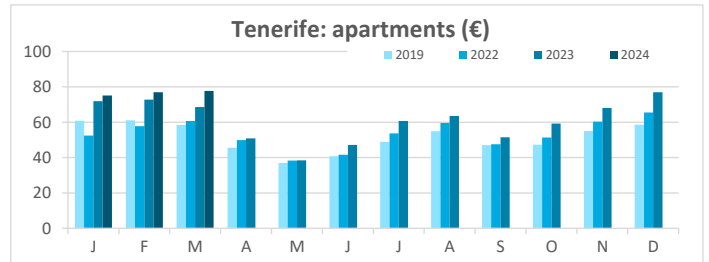
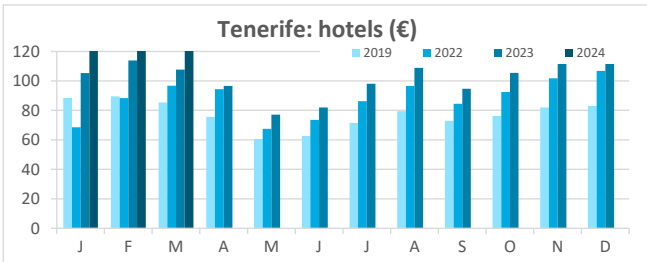
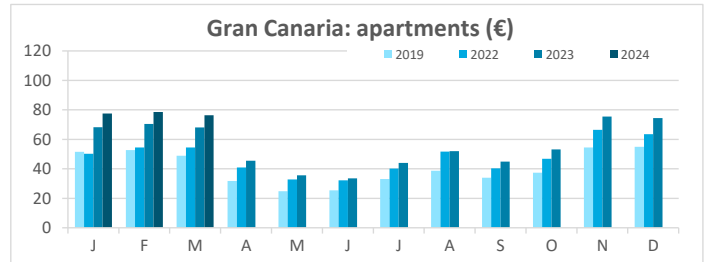
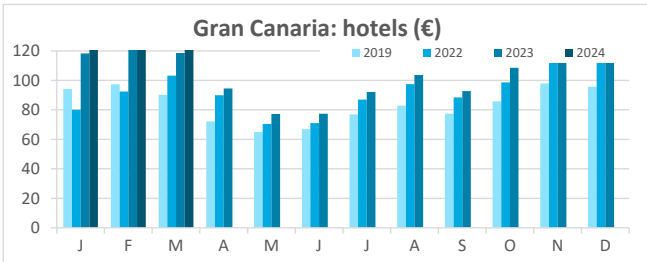
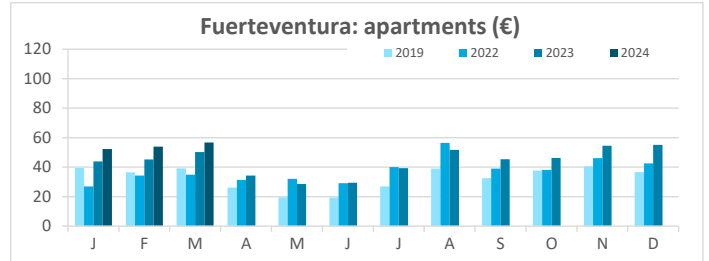
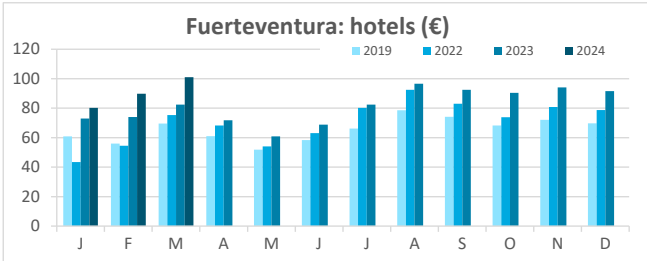
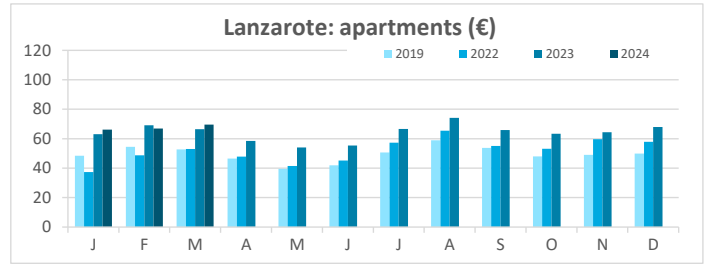
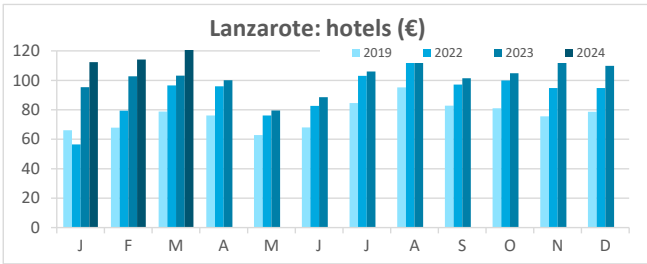


### CANARY ISLANDS: Revenue per available room (€) by accommodation type and category



# Tourist accommodation

## REVPAR (REVENUE PER AVAILABLE ROOM)



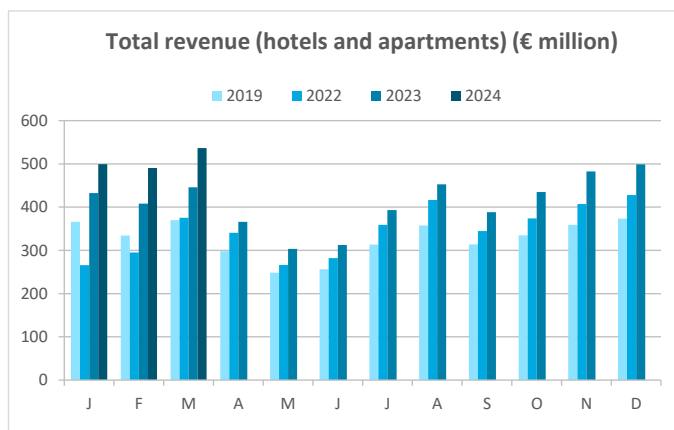
# Tourist accommodation

## TOTAL REVENUE (€ million)



### CANARY ISLANDS: Total revenue (€ million)

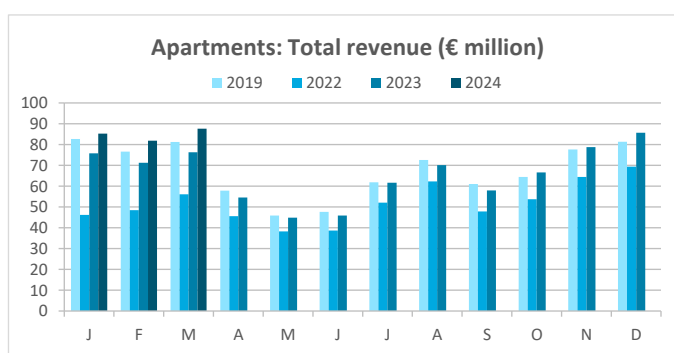
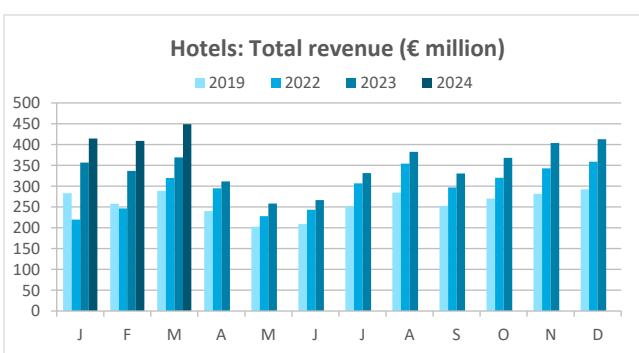
Hotels and apartamentos					
(€ million)	2019	2022	2023	2024	Change 24-23 (%)
January	366	266	432	499	15.5%
February	334	295	408	491	20.2%
March	370	376	446	537	20.4%
April	298	340	366	--	--
May	248	266	303	--	--
June	256	282	313	--	--
July	313	359	393	--	--
August	357	416	453	--	--
September	314	345	388	--	--
October	335	374	435	--	--
November	359	407	482	--	--
December	373	428	499	--	--
<b>TOTAL</b>	<b>3,924</b>	<b>4,154</b>	<b>4,919</b>	--	--



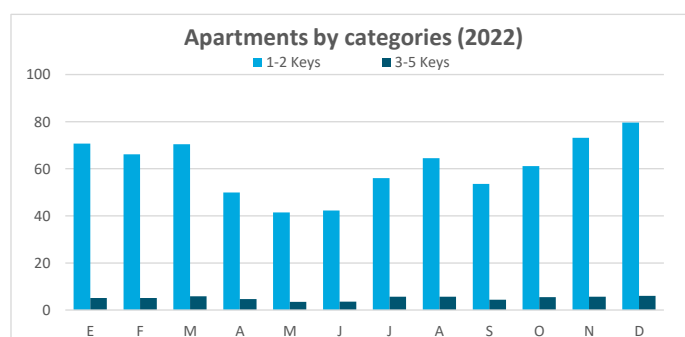
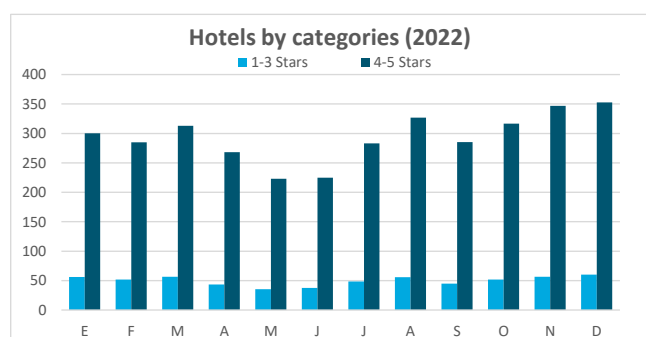
### Desglose según tipo de establecimiento

Hotels					
(€ million)	2019	2022	2023	2024	Change 24-23 (%)
January	283	219	357	414	16.2%
February	258	247	337	409	21.3%
March	289	319	369	449	21.6%
April	240	295	312	--	--
May	202	228	258	--	--
June	209	244	267	--	--
July	251	307	332	--	--
August	285	354	383	--	--
September	253	297	330	--	--
October	270	320	368	--	--
November	281	343	404	--	--
December	292	359	413	--	--
<b>TOTAL</b>	<b>3,113</b>	<b>3,531</b>	<b>4,129</b>	--	--

Apartments					
(€ million)	2019	2022	2023	2024	Change 24-23 (%)
January	83	46	76	85	12.5%
February	77	48	71	82	14.9%
March	81	56	76	88	14.8%
April	58	46	55	--	--
May	46	38	45	--	--
June	48	39	46	--	--
July	62	52	62	--	--
August	73	62	70	--	--
September	61	48	58	--	--
October	64	54	67	--	--
November	78	64	79	--	--
December	81	69	86	--	--
<b>TOTAL</b>	<b>811</b>	<b>623</b>	<b>790</b>	--	--

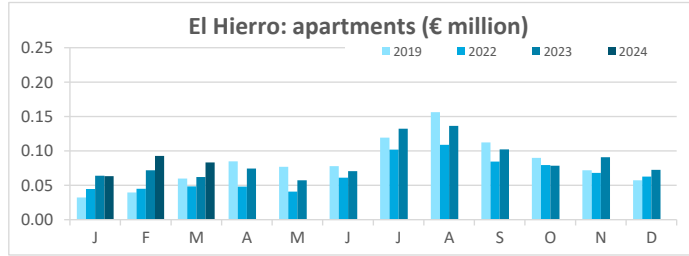
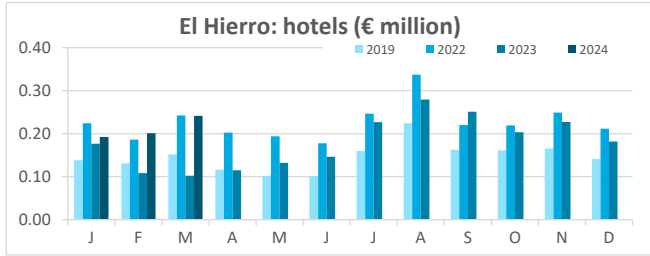
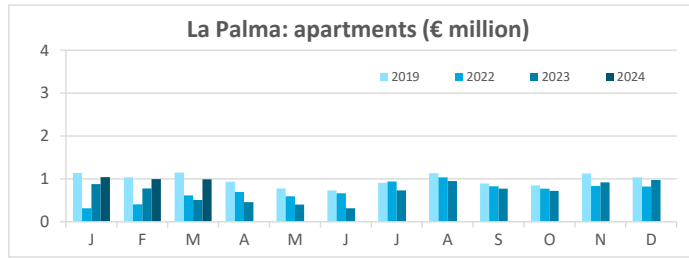
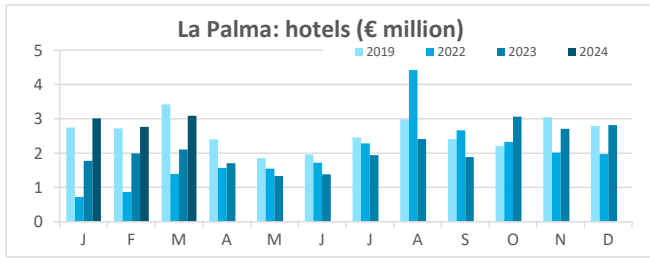
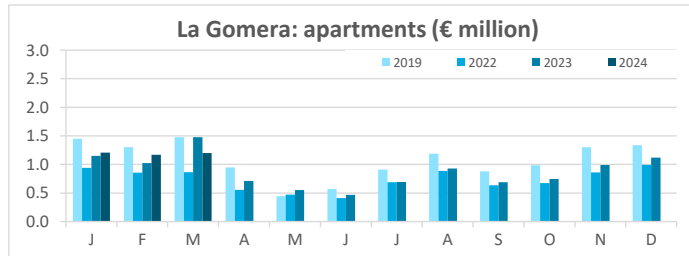
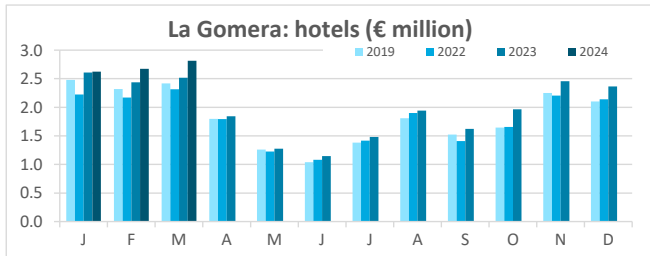
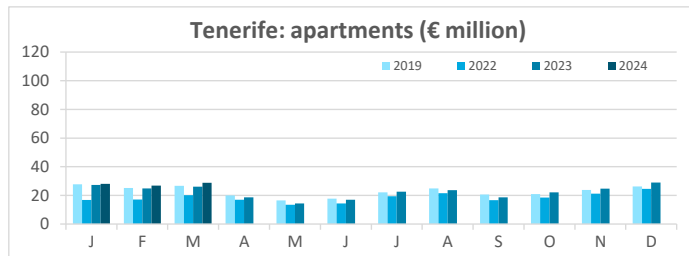
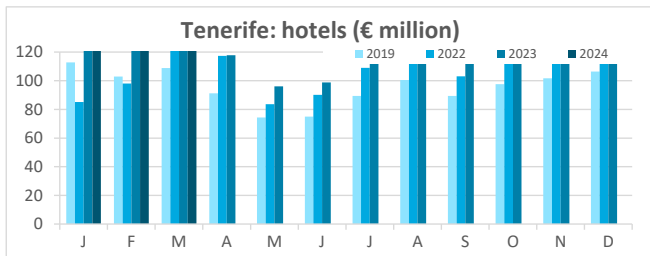
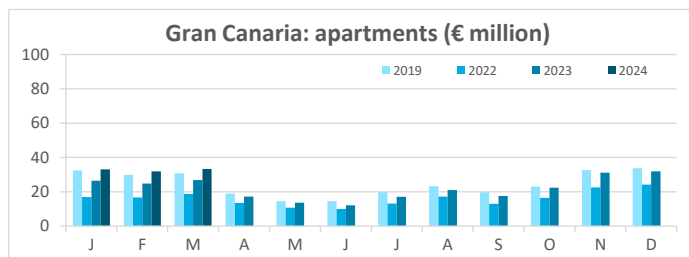
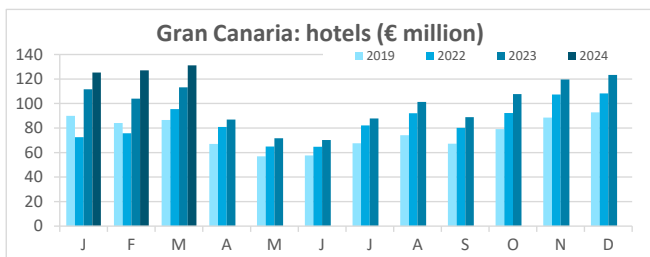
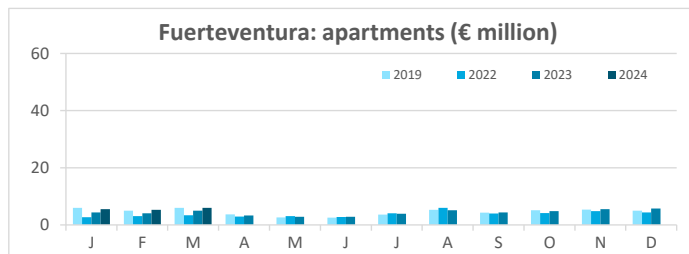
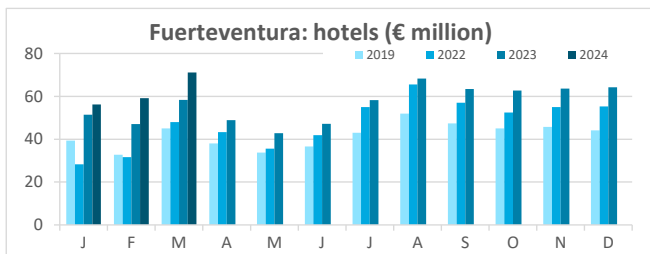
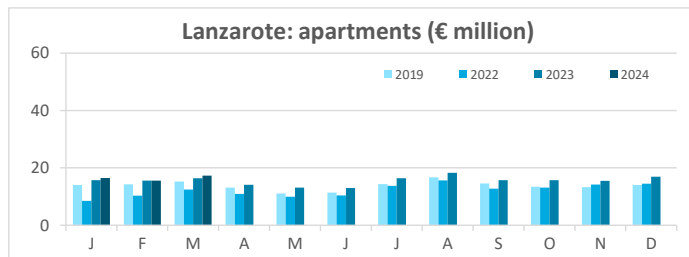
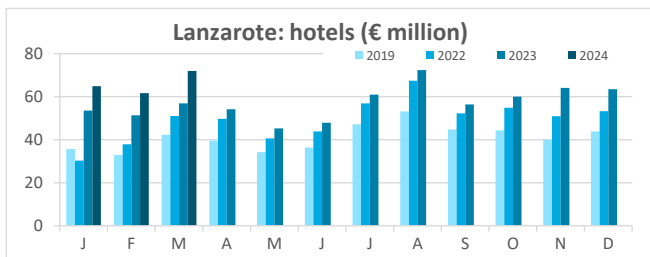


### CANARY ISLANDS: Total revenue (€ million) by accommodation type and category



# Tourist accommodation

## TOTAL REVENUE (€ million)



Source: Encuestas de alojamiento turístico hotelero y extrahotelero (ISTAC).