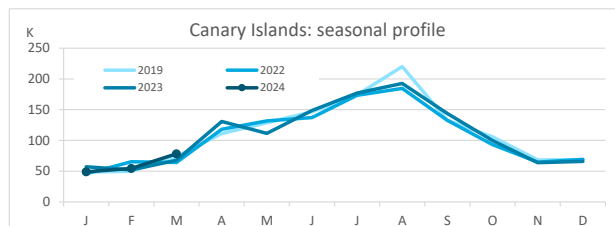
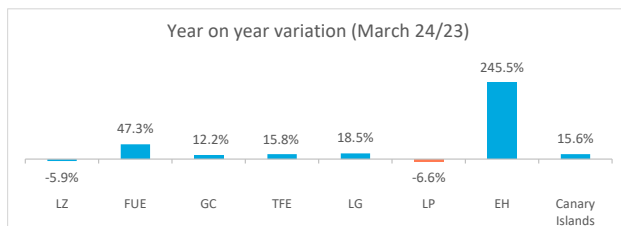


# Domestic tourism March 2024



## Canary Islands residents staying in tourist accommodation by island of stay

	Lanzarote	Fuerteventura	Gran Canaria	Tenerife	La Gomera	La Palma	El Hierro	Canary Islands
March 2023	7,624	6,180	24,654	24,279	2,378	2,241	389	67,745
March 2024	7,171	9,106	27,652	28,114	2,817	2,093	1,344	78,297
% residents in the island	23.9%	25.9%	49.0%	50.5%	5.5%	28.4%	1.9%	100%
Change, 24-23	-453	2,926	2,998	3,835	439	-148	955	10,552
Change, % 24-23	-5.9%	47.3%	12.2%	15.8%	18.5%	-6.6%	245.5%	15.6%



## Canary Islands residents staying in tourist accommodation by island of residence and island of stay

		ISLAND OF STAY							
		Lanzarote	Fuerteventura	Gran Canaria	Tenerife	La Gomera	La Palma	El Hierro	CANARY ISLANDS
ISLAND OF RESIDENCE	Lanzarote	1,711	568	3,579	843	15	64	34	6,814
	Fuerteventura	906	2,361	3,036	452	8	75	42	6,880
	Gran Canaria	1,786	2,574	13,541	3,114	365	428	338	22,146
	Tenerife	2,565	1,540	6,411	14,203	2,229	814	846	28,608
	La Gomera	9	898	0	1,677	154	59	49	2,846
	La Palma	140	1,137	865	7,132	43	595	9	9,921
	El Hierro	54	28	220	693	3	58	26	1,082
	CANARY ISLANDS	7,171	9,106	27,652	28,114	2,817	2,093	1,344	78,297

### Year on year variation: March 2024/2023

		ISLAND OF STAY							
		Lanzarote	Fuerteventura	Gran Canaria	Tenerife	La Gomera	La Palma	El Hierro	CANARY ISLANDS
ISLAND OF RESIDENCE	Lanzarote	0.1%	-45.8%	-20.5%	-1.4%	1400.0%	-60.7%	-33.3%	-18.2%
	Fuerteventura	-12.0%	54.3%	114.3%	21.5%	700.0%	92.3%	-	56.8%
	Gran Canaria	39.6%	44.9%	-6.0%	-6.6%	55.3%	17.9%	344.7%	3.2%
	Tenerife	-2.2%	186.8%	108.2%	6.4%	16.0%	29.4%	239.8%	27.8%
	La Gomera	50.0%	-	-100.0%	249.4%	-23.0%	110.7%	-	99.3%
	La Palma	-80.2%	-9.4%	112.5%	110.1%	126.3%	-30.2%	-30.8%	49.2%
	El Hierro	-80.0%	-17.6%	64.2%	-72.2%	200.0%	-65.1%	-	-65.1%
	CANARY ISLANDS	-5.9%	47.3%	12.2%	15.8%	18.5%	-6.6%	245.5%	15.6%

## Canary Islands residents travelling to other islands (residents of each island are excluded)

	Lanzarote	Fuerteventura	Gran Canaria	Tenerife	La Gomera	La Palma	El Hierro	CANARY ISLANDS
Outbound tourism	5,103	4,519	8,605	14,405	2,692	9,326	1,056	45,706
Year on year variation (%)	-22.9%	58.1%	21.8%	59.4%	119.2%	60.9%	-66.0%	28.0%
Inbound tourism	5,460	6,745	14,111	13,911	2,663	1,498	1,318	45,706
Year on year variation (%)	-7.7%	45.1%	37.6%	27.2%	22.3%	7.9%	238.8%	28.0%
Net balance	357	2,226	5,506	-494	-29	-7,828	262	0

## Distribution by island of residence

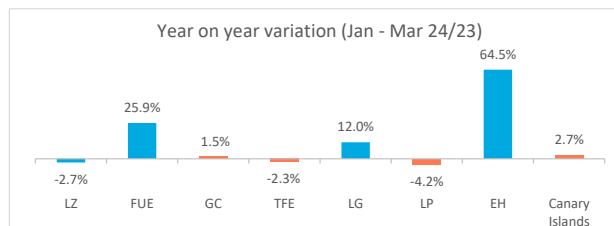
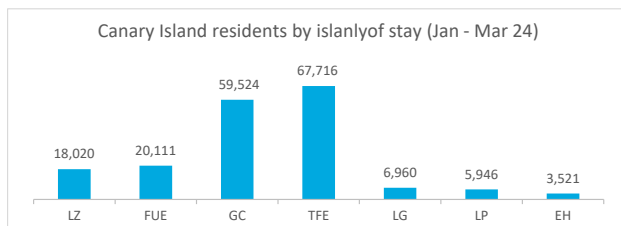
		ISLAND OF STAY							
		Lanzarote	Fuerteventura	Gran Canaria	Tenerife	La Gomera	La Palma	El Hierro	CANARY ISLANDS
ISLAND OF RESIDENCE	Lanzarote	23.9%	6.2%	12.9%	3.0%	0.5%	3.1%	2.5%	8.7%
	Fuerteventura	12.6%	25.9%	11.0%	1.6%	0.3%	3.6%	3.1%	8.8%
	Gran Canaria	24.9%	28.3%	49.0%	11.1%	13.0%	20.4%	25.1%	28.3%
	Tenerife	35.8%	16.9%	23.2%	50.5%	79.1%	38.9%	62.9%	36.5%
	La Gomera	0.1%	9.9%	0.0%	6.0%	5.5%	2.8%	3.6%	3.6%
	La Palma	2.0%	12.5%	3.1%	25.4%	1.5%	28.4%	0.7%	12.7%
	El Hierro	0.8%	0.3%	0.8%	2.5%	0.1%	2.8%	1.9%	1.4%
	CANARY ISLANDS	100%	100%	100%	100%	100%	100%	100%	100%

## Distribution by island of stay

		ISLAND OF STAY							
		Lanzarote	Fuerteventura	Gran Canaria	Tenerife	La Gomera	La Palma	El Hierro	CANARY ISLANDS
ISLAND OF RESIDENCE	Lanzarote	25.1%	8.3%	52.5%	12.4%	0.2%	0.9%	0.5%	100%
	Fuerteventura	13.2%	34.3%	44.1%	6.6%	0.1%	1.1%	0.6%	100%
	Gran Canaria	8.1%	11.6%	61.1%	14.1%	1.6%	1.9%	1.5%	100%
	Tenerife	9.0%	5.4%	22.4%	49.6%	7.8%	2.8%	3.0%	100%
	La Gomera	0.3%	31.6%	0.0%	58.9%	5.4%	2.1%	1.7%	100%
	La Palma	1.4%	11.5%	8.7%	71.9%	0.4%	6.0%	0.1%	100%
	El Hierro	5.0%	2.6%	20.3%	64.0%	0.3%	5.4%	2.4%	100%
	CANARY ISLANDS	9.2%	11.6%	35.3%	35.9%	3.6%	2.7%	1.7%	100%

## Canary Islands residents staying in tourist accommodation by island of stay

	Lanzarote	Fuerteventura	Gran Canaria	Tenerife	La Gomera	La Palma	El Hierro	Canary Islands
Jan-Mar 2023	18,518	15,971	58,619	69,280	6,213	6,206	2,140	176,947
Jan-Mar 2024	18,020	20,111	59,524	67,716	6,960	5,946	3,521	181,798
% tourist of the island	20.3%	28.1%	51.7%	42.3%	10.9%	29.5%	0.7%	100%
Change, 24-23	-498	4,140	905	-1,564	747	-260	1,381	4,851
Change, % 24-23	-2.7%	25.9%	1.5%	-2.3%	12.0%	-4.2%	64.5%	2.7%



## Canary Islands residents staying in tourist accommodation by island of residence and island of stay

ISLAND OF RESIDENCE	ISLAND OF STAY								CANARY ISLANDS
	Lanzarote	Fuerteventura	Gran Canaria	Tenerife	La Gomera	La Palma	El Hierro		
Lanzarote	3,663	1,655	9,388	2,014	15	108	76	16,919	
Fuerteventura	1,790	5,646	4,646	1,789	10	137	91	14,109	
Gran Canaria	4,969	5,847	30,766	7,528	683	1,570	803	52,166	
Tenerife	6,985	2,555	11,801	28,628	5,438	1,881	2,366	59,654	
La Gomera	15	921	207	5,613	757	310	149	7,972	
La Palma	541	2,733	2,483	18,252	51	1,755	10	25,825	
El Hierro	57	754	233	3,892	6	185	26	5,153	
CANARY ISLANDS	18,020	20,111	59,524	67,716	6,960	5,946	3,521	181,798	

## Year on year variation: January - March 2024/2023

ISLAND OF RESIDENCE	ISLAND OF STAY								CANARY ISLANDS
	Lanzarote	Fuerteventura	Gran Canaria	Tenerife	La Gomera	La Palma	El Hierro		
Lanzarote	-13.5%	-18.0%	4.5%	11.0%	650.0%	-45.5%	35.7%	-2.2%	
Fuerteventura	-30.0%	80.8%	-14.0%	104.9%	900.0%	12.3%	4.6%	16.0%	
Gran Canaria	28.5%	-19.3%	-4.2%	-27.8%	6.1%	10.8%	119.4%	-7.0%	
Tenerife	20.6%	204.2%	38.6%	-31.7%	2.8%	20.5%	266.8%	-7.6%	
La Gomera	25.0%	-	-77.4%	324.3%	209.0%	129.6%	-	202.9%	
La Palma	-65.3%	0.6%	30.7%	88.4%	59.4%	-20.8%	-99.0%	35.4%	
El Hierro	-88.6%	2117.6%	-70.3%	19.6%	500.0%	-66.8%	52.9%	0.1%	
CANARY ISLANDS	-2.7%	25.9%	1.5%	-2.3%	12.0%	-4.2%	64.5%	2.7%	

## Canary Islands residents travelling to other islands (residents of each island are excluded)

	Lanzarote	Fuerteventura	Gran Canaria	Tenerife	La Gomera	La Palma	El Hierro	Canary Islands
Outbound tourism	13,256	8,463	21,400	31,026	7,215	24,070	5,127	110,557
Year on year variation (%)	1.4%	-6.4%	-10.7%	37.1%	202.3%	42.7%	0.0%	18.8%
Inbound tourism	14,357	14,465	28,758	39,088	6,203	4,191	3,495	110,557
Year on year variation (%)	0.5%	12.6%	8.5%	42.8%	3.9%	5.0%	64.6%	18.8%
Net balance	1,101	6,002	7,358	8,062	-1,012	-19,879	-1,632	0

## Distribution by island of residence

ISLAND OF RESIDENCE	ISLAND OF STAY								CANARY ISLANDS
	Lanzarote	Fuerteventura	Gran Canaria	Tenerife	La Gomera	La Palma	El Hierro		
Lanzarote	20.3%	8.2%	15.8%	3.0%	0.2%	1.8%	2.2%	9.3%	
Fuerteventura	9.9%	28.1%	7.8%	2.6%	0.1%	2.3%	2.6%	7.8%	
Gran Canaria	27.6%	29.1%	51.7%	11.1%	9.8%	26.4%	22.8%	28.7%	
Tenerife	38.8%	12.7%	19.8%	42.3%	78.1%	31.6%	67.2%	32.8%	
La Gomera	0.1%	4.6%	0.3%	8.3%	10.9%	5.2%	4.2%	4.4%	
La Palma	3.0%	13.6%	4.2%	27.0%	0.7%	29.5%	0.3%	14.2%	
El Hierro	0.3%	3.7%	0.4%	5.7%	0.1%	3.1%	0.7%	2.8%	
CANARY ISLANDS	100%	100%	100%	100%	100%	100%	100%	100%	

## Distribution by island of stay

ISLAND OF RESIDENCE	ISLAND OF STAY								CANARY ISLANDS
	Lanzarote	Fuerteventura	Gran Canaria	Tenerife	La Gomera	La Palma	El Hierro		
Lanzarote	21.7%	9.8%	55.5%	11.9%	0.1%	0.6%	0.4%	100%	
Fuerteventura	12.7%	40.0%	32.9%	12.7%	0.1%	1.0%	0.6%	100%	
Gran Canaria	9.5%	11.2%	59.0%	14.4%	1.3%	3.0%	1.5%	100%	
Tenerife	11.7%	4.3%	19.8%	48.0%	9.1%	3.2%	4.0%	100%	
La Gomera	0.2%	11.6%	2.6%	70.4%	9.5%	3.9%	1.9%	100%	
La Palma	2.1%	10.6%	9.6%	70.7%	0.2%	6.8%	0.0%	100%	
El Hierro	1.1%	14.6%	4.5%	75.5%	0.1%	3.6%	0.5%	100%	
CANARY ISLANDS	9.9%	11.1%	32.7%	37.2%	3.8%	3.3%	1.9%	100%	