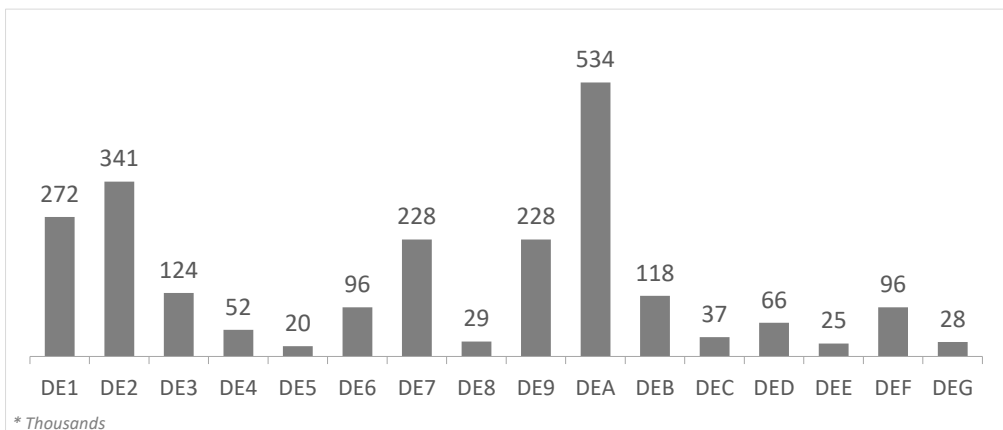


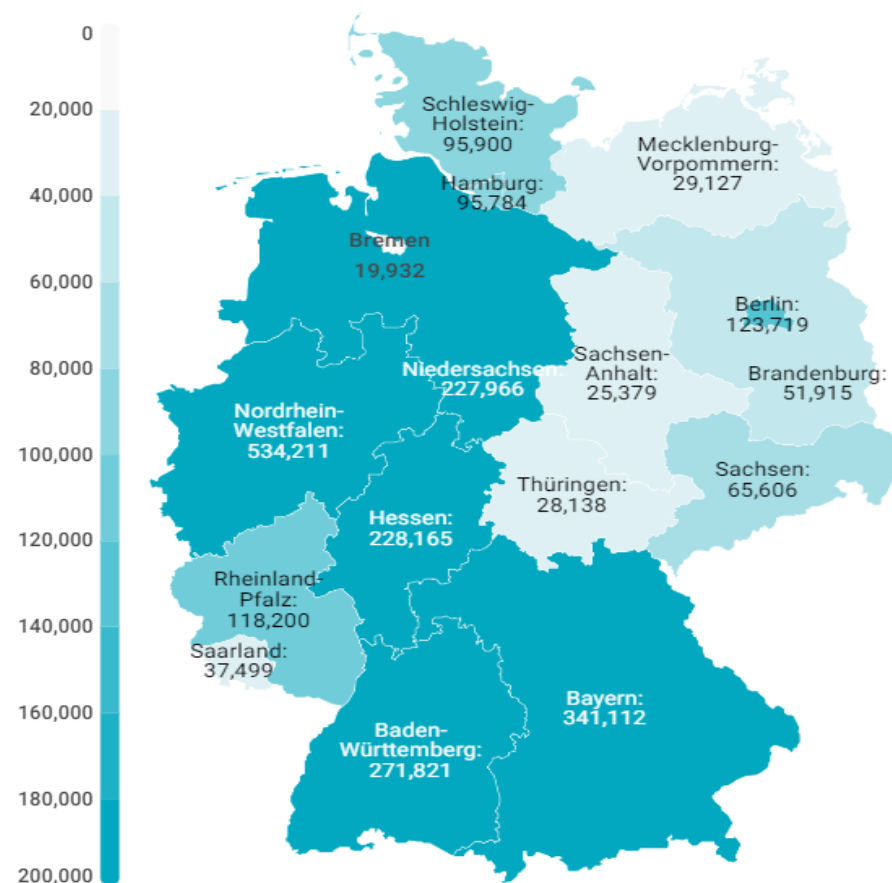
Tourist arrivals by source region Germany (2023)



CANARY ISLANDS: tourist arrivals by source region (NUTS1)




Code	Region (NUTS1)	Main cities	Weight
DE1	Baden-Württemberg	Stuttgart, Karlsruhe and Mannheim	11.8%
DE2	Bayern	München, Nürnberg and Augsburg	14.9%
DE3	Berlin	Berlin	5.4%
DE4	Brandenburg	Postdam and Cottbus	2.3%
DE5	Bremen	Bremen	0.9%
DE6	Hamburg	Hamburg	4.2%
DE7	Hessen	Frankfurt and Wiesbaden	9.9%
DE8	Mecklenburg-Vorpommern	Rostock	1.3%
DE9	Niedersachsen	Hannover	9.9%
DEA	Nordrhein-Westfalen	Düsseldorf, Köln, Dortmund and Essen	23.3%
DEB	Rheinland-Pfalz	Koblenz and Kaiserslautern	5.2%
DEC	Saarland	Saarbrücken	1.6%
DED	Sachsen	Dresden and Leipzig	2.9%
DEE	Sachsen-Anhalt	Magdeburg	1.1%
DEF	Schleswig-Holstein	Kiel and Lübeck	4.2%
DEG	Thüringen	Erfurt	1.2%



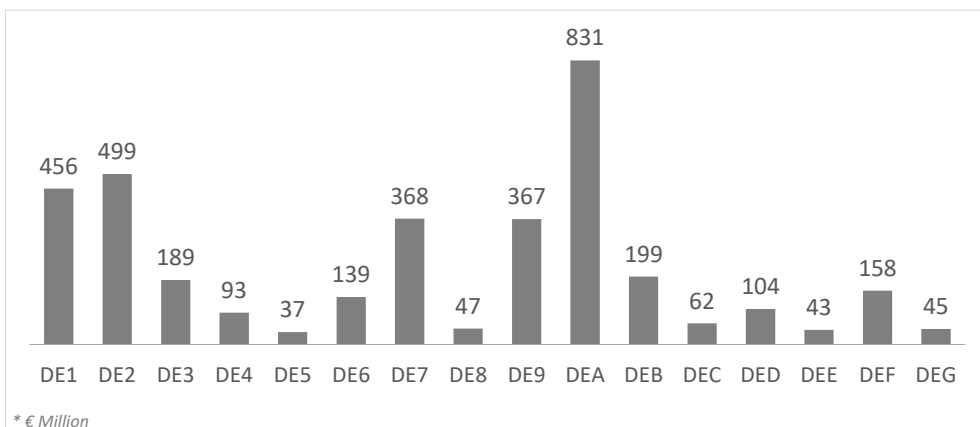
Source: ISTAC (Encuesta sobre el Gasto Turístico).

Tourist turnover by source region

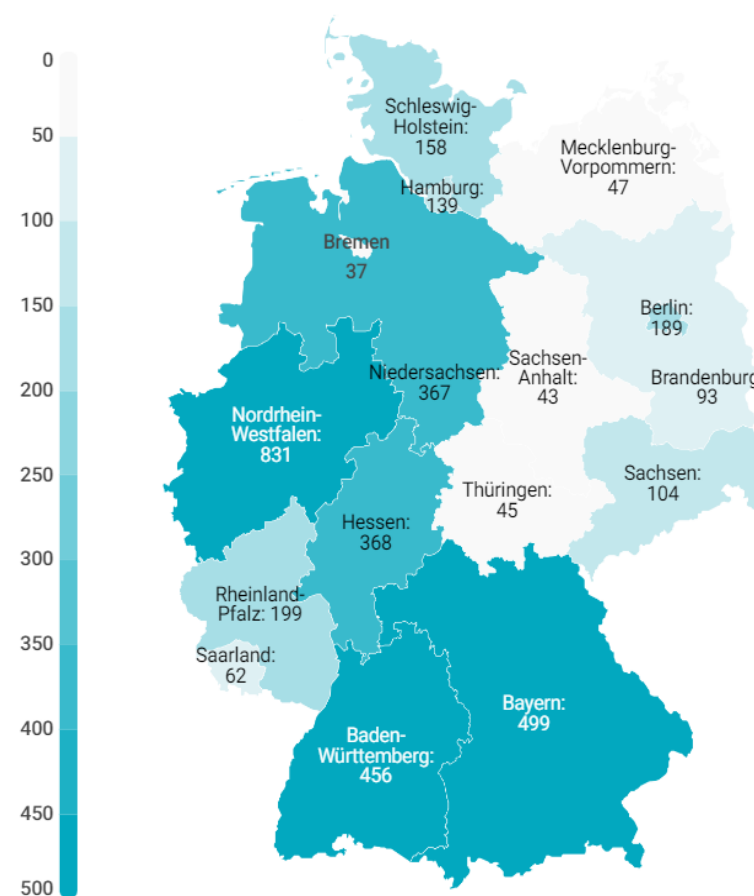
Germany (2023)



CANARY ISLANDS: turnover (€ million) by source region (NUTS1)




Code	Region (NUTS1)	Main cities
DE1	Baden-Württemberg	Stuttgart, Karlsruhe and Mannheim
DE2	Bayern	München, Nürnberg and Augsburg
DE3	Berlin	Berlin
DE4	Brandenburg	Postdam and Cottbus
DE5	Bremen	Bremen
DE6	Hamburg	Hamburg
DE7	Hessen	Frankfurt and Wiesbaden
DE8	Mecklenburg-Vorpommern	Rostock
DE9	Niedersachsen	Hannover
DEA	Nordrhein-Westfalen	Düsseldorf, Köln, Dortmund and Essen
DEB	Rheinland-Pfalz	Koblenz and Kaiserslautern
DEC	Saarland	Saarbrücken
DED	Sachsen	Dresden and Leipzig
DEE	Sachsen-Anhalt	Magdeburg
DEF	Schleswig-Holstein	Kiel and Lübeck
DEG	Thüringen	Erfurt

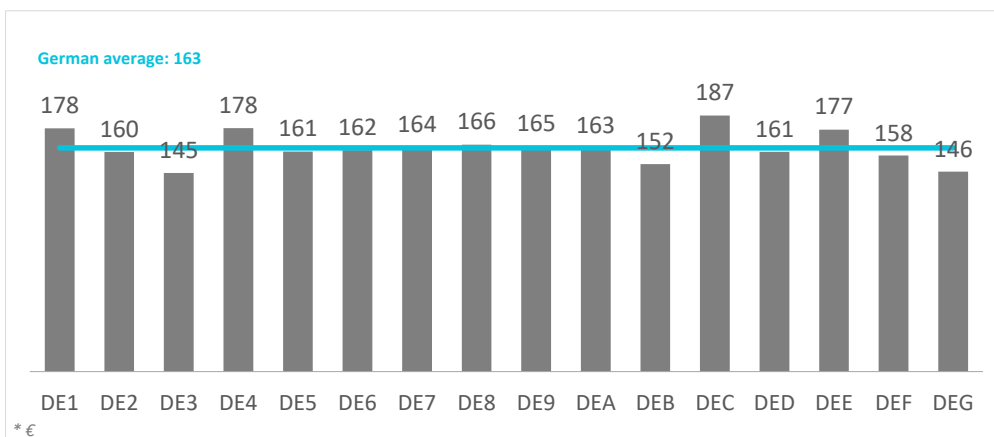


Source: ISTAC (Encuesta sobre el Gasto Turístico).

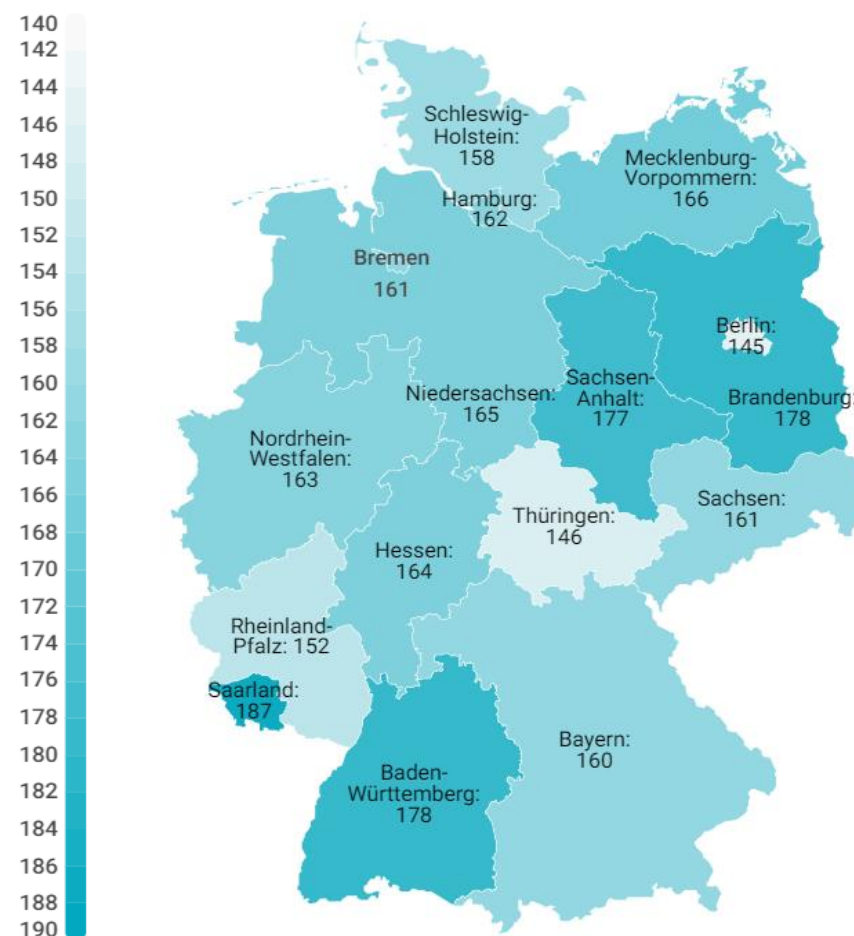
Average daily expenditure by source region Germany (2023)



CANARY ISLANDS: average daily expenditure by source region (NUTS1)



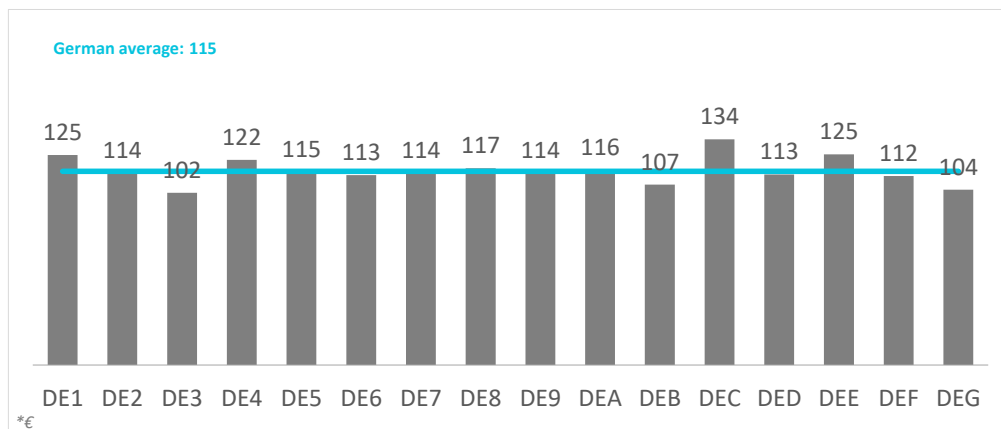
Code	Region (NUTS1)	Main cities
DE1	Baden-Württemberg	Stuttgart, Karlsruhe and Mannheim
DE2	Bayern	München, Nürnberg and Augsburg
DE3	Berlin	Berlin
DE4	Brandenburg	Postdam and Cottbus
DE5	Bremen	Bremen
DE6	Hamburg	Hamburg
DE7	Hessen	Frankfurt and Wiesbaden
DE8	Mecklenburg-Vorpommern	Rostock
DE9	Niedersachsen	Hannover
DEA	Nordrhein-Westfalen	Düsseldorf, Köln, Dortmund and Essen
DEB	Rheinland-Pfalz	Koblenz and Kaiserslautern
DEC	Saarland	Saarbrücken
DED	Sachsen	Dresden and Leipzig
DEE	Sachsen-Anhalt	Magdeburg
DEF	Schleswig-Holstein	Kiel and Lübeck
DEG	Thüringen	Erfurt



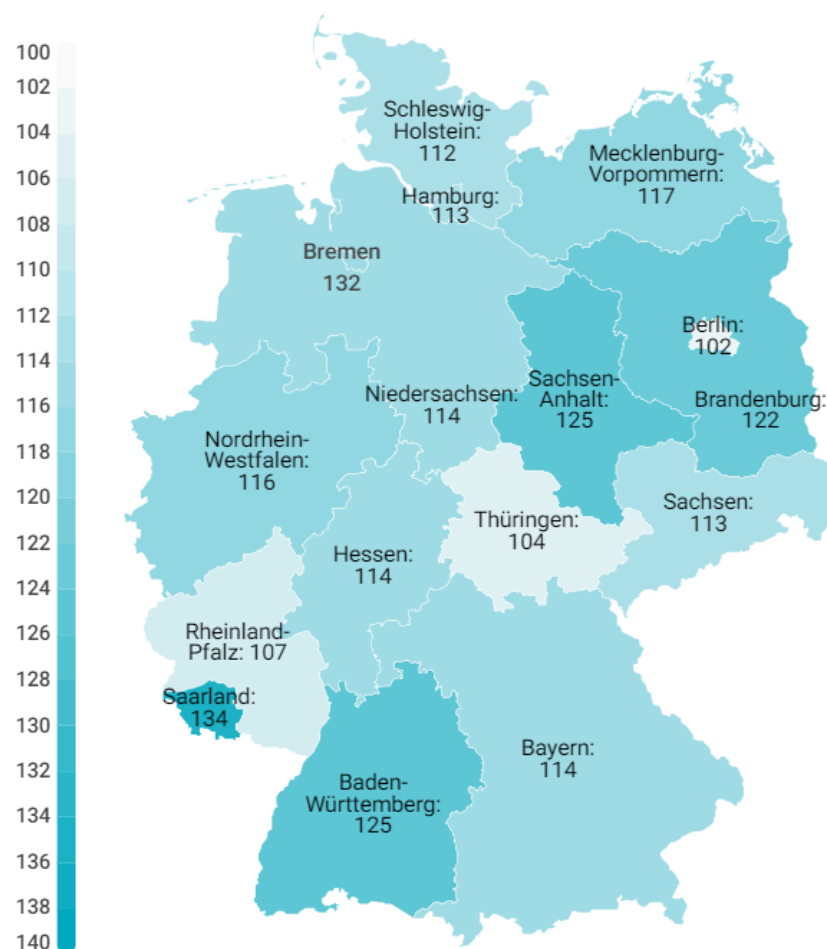
Average daily expenditure (without flight) by source region Germany (2023)



CANARY ISLANDS: average daily expenditure (without flight) by source region (NUTS1)



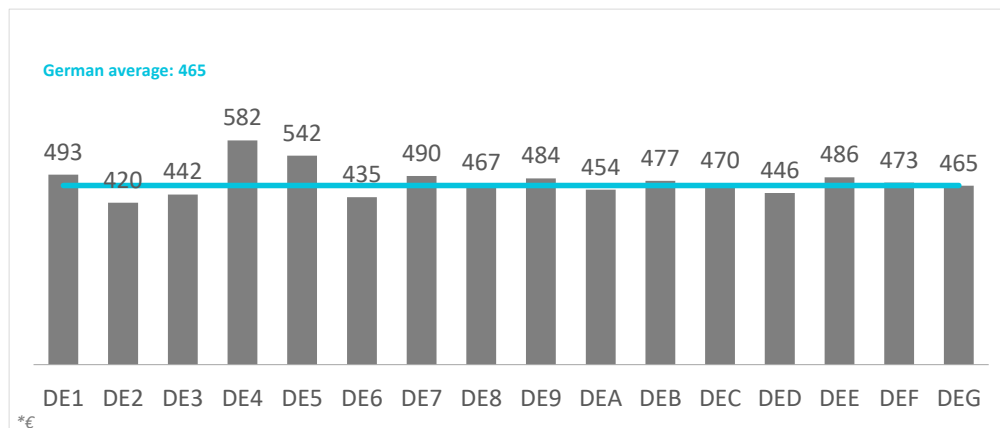
Code	Region (NUTS1)	Main cities
DE1	Baden-Württemberg	Stuttgart, Karlsruhe and Mannheim
DE2	Bayern	München, Nürnberg and Augsburg
DE3	Berlin	Berlin
DE4	Brandenburg	Postdam and Cottbus
DE5	Bremen	Bremen
DE6	Hamburg	Hamburg
DE7	Hessen	Frankfurt and Wiesbaden
DE8	Mecklenburg-Vorpommern	Rostock
DE9	Niedersachsen	Hannover
DEA	Nordrhein-Westfalen	Düsseldorf, Köln, Dortmund and Essen
DEB	Rheinland-Pfalz	Koblenz and Kaiserslautern
DEC	Saarland	Saarbrücken
DED	Sachsen	Dresden and Leipzig
DEE	Sachsen-Anhalt	Magdeburg
DEF	Schleswig-Holstein	Kiel and Lübeck
DEG	Thüringen	Erfurt



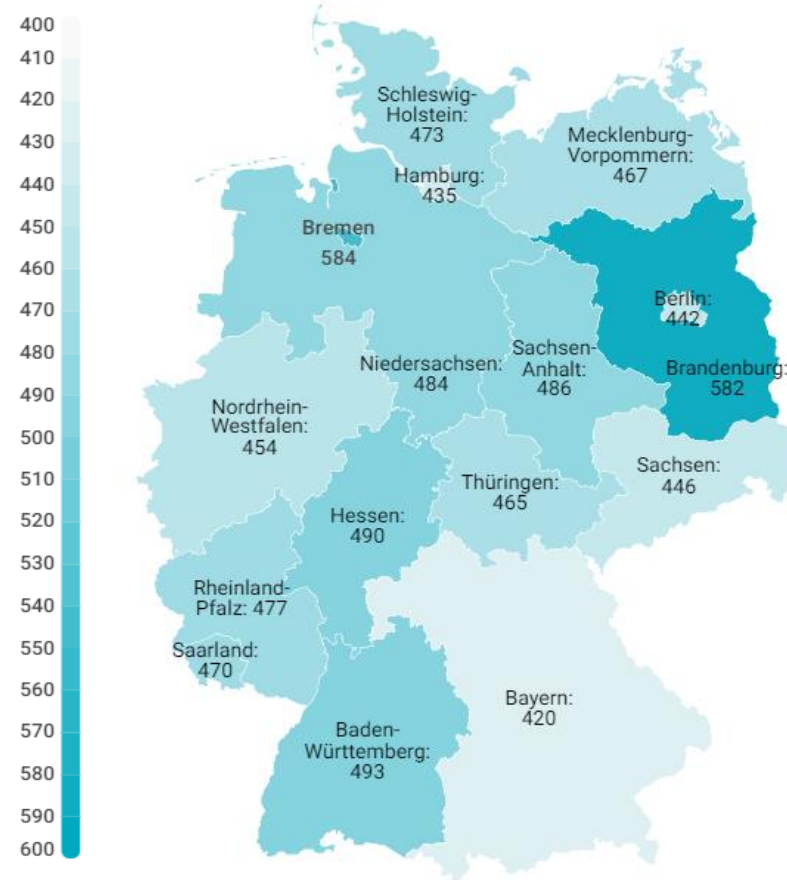
Average cost of the flight by source region Germany (2023)



CANARY ISLANDS: average cost of the flight by source region (NUTS1)




Code	Region (NUTS1)	Main cities
DE1	Baden-Württemberg	Stuttgart, Karlsruhe and Mannheim
DE2	Bayern	München, Nürnberg and Augsburg
DE3	Berlin	Berlin
DE4	Brandenburg	Postdam and Cottbus
DE5	Bremen	Bremen
DE6	Hamburg	Hamburg
DE7	Hessen	Frankfurt and Wiesbaden
DE8	Mecklenburg-Vorpommern	Rostock
DE9	Niedersachsen	Hannover
DEA	Nordrhein-Westfalen	Düsseldorf, Köln, Dortmund and Essen
DEB	Rheinland-Pfalz	Koblenz and Kaiserslautern
DEC	Saarland	Saarbrücken
DED	Sachsen	Dresden and Leipzig
DEE	Sachsen-Anhalt	Magdeburg
DEF	Schleswig-Holstein	Kiel and Lübeck
DEG	Thüringen	Erfurt

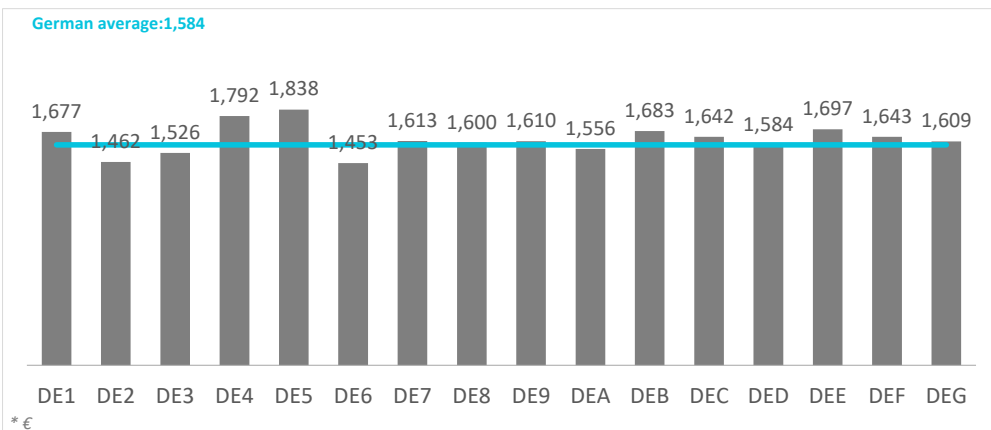


Source: ISTAC (Encuesta sobre el Gasto Turístico).

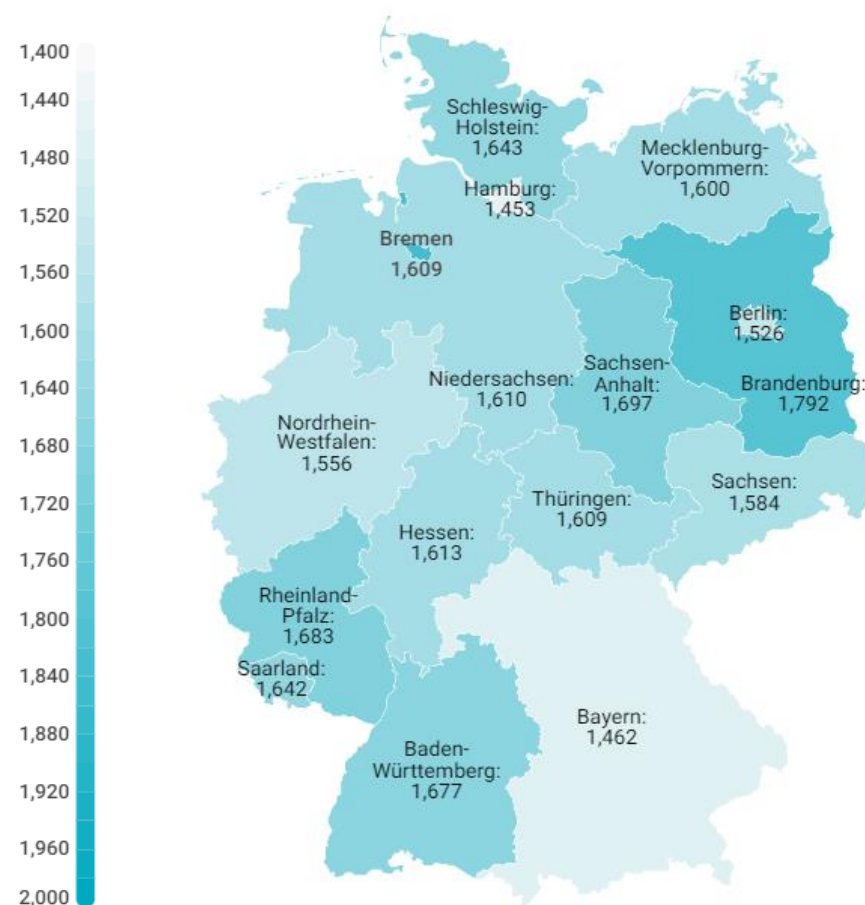
Expenditure per tourist and trip by source region Germany (2023)



CANARY ISLANDS: expenditure per tourist and trip by source region (NUTS1)



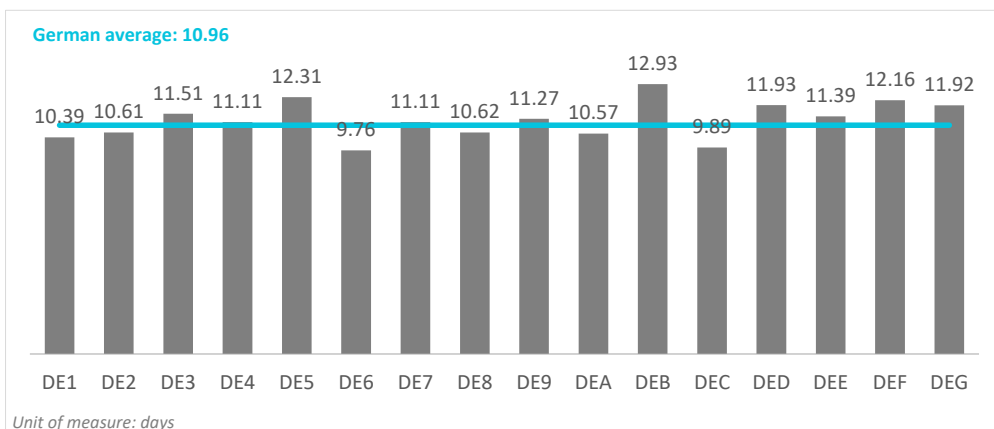
Code	Region (NUTS1)	Main cities
DE1	Baden-Württemberg	Stuttgart, Karlsruhe and Mannheim
DE2	Bayern	München, Nürnberg and Augsburg
DE3	Berlin	Berlin
DE4	Brandenburg	Postdam and Cottbus
DE5	Bremen	Bremen
DE6	Hamburg	Hamburg
DE7	Hessen	Frankfurt and Wiesbaden
DE8	Mecklenburg-Vorpommern	Rostock
DE9	Niedersachsen	Hannover
DEA	Nordrhein-Westfalen	Düsseldorf, Köln, Dortmund and Essen
DEB	Rheinland-Pfalz	Koblenz and Kaiserslautern
DEC	Saarland	Saarbrücken
DED	Sachsen	Dresden and Leipzig
DEE	Sachsen-Anhalt	Magdeburg
DEF	Schleswig-Holstein	Kiel and Lübeck
DEG	Thüringen	Erfurt



Average length of stay by source region Germany (2023)



CANARY ISLANDS: average length of stay by source region (NUTS1)



Code	Region (NUTS1)	Main cities
DE1	Baden-Württemberg	Stuttgart, Karlsruhe and Mannheim
DE2	Bayern	München, Nürnberg and Augsburg
DE3	Berlin	Berlin
DE4	Brandenburg	Postdam and Cottbus
DE5	Bremen	Bremen
DE6	Hamburg	Hamburg
DE7	Hessen	Frankfurt and Wiesbaden
DE8	Mecklenburg-Vorpommern	Rostock
DE9	Niedersachsen	Hannover
DEA	Nordrhein-Westfalen	Düsseldorf, Köln, Dortmund and Essen
DEB	Rheinland-Pfalz	Koblenz and Kaiserslautern
DEC	Saarland	Saarbrücken
DED	Sachsen	Dresden and Leipzig
DEE	Sachsen-Anhalt	Magdeburg
DEF	Schleswig-Holstein	Kiel and Lübeck
DEG	Thüringen	Erfurt

