


Tourist arrivals in the Canary Islands (ISTAC)

March 2024



CANARY ISLANDS

	United Kingdom	Germany	Belgium	France	Netherlands	Ireland	Italy	Switzerland	Denmark	Finland	Norway	Sweden	Nordics	Others	International	Mainland	TOTAL
2023	488,018	266,526	33,470	72,253	54,803	56,879	54,480	13,362	40,613	28,717	48,192	50,920	168,442	118,308	1,326,541	140,180	1,466,721
2024	563,031	338,420	42,246	88,631	56,540	76,605	66,168	16,514	39,663	28,886	71,608	58,661	198,818	141,698	1,588,671	141,654	1,730,325
Change	75,013	71,894	8,776	16,378	1,737	19,726	11,688	3,152	-950	169	23,416	7,741	30,376	23,390	262,130	1,474	263,604
Change, %	15.4%	27.0%	26.2%	22.7%	3.2%	34.7%	21.5%	23.6%	-2.3%	0.6%	48.6%	15.2%	18.0%	19.8%	19.8%	1.1%	18.0%

LANZAROTE

	United Kingdom	Germany	Belgium	France	Netherlands	Ireland	Italy	Switzerland	Denmark	Finland	Norway	Sweden	Nordics	Others	International	Mainland	TOTAL
2023	132,759	27,872	3,820	17,904	8,901	25,977	7,410	-	-	-	-	-	9,454	8,931	243,027	20,812	263,839
2024	154,060	35,818	6,463	22,019	8,194	30,595	8,227	-	-	-	-	-	8,435	13,241	287,053	19,738	306,790
Change	21,301	7,946	2,643	4,115	-707	4,618	817	--	--	--	--	--	-1,019	4,310	44,026	-1,074	42,951
Change, %	16.0%	28.5%	69.2%	23.0%	-7.9%	17.8%	11.0%	--	--	--	--	--	-10.8%	48.3%	18.1%	-5.2%	16.3%

FUERTEVENTURA

	United Kingdom	Germany	Belgium	France	Netherlands	Ireland	Italy	Switzerland	Denmark	Finland	Norway	Sweden	Nordics	Others	International	Mainland	TOTAL
2023	65,096	67,629	2,361	12,236	5,503	5,256	10,039	-	-	-	-	-	8,621	16,510	193,251	12,770	206,021
2024	75,636	83,713	2,789	13,296	5,612	6,589	10,669	-	-	-	-	-	7,580	20,165	226,050	13,477	239,527
Change	10,540	16,084	428	1,060	109	1,333	630	--	--	--	--	--	-1,041	3,655	32,799	707	33,506
Change, %	16.2%	23.8%	18.1%	8.7%	2.0%	25.4%	6.3%	--	--	--	--	--	-12.1%	22.1%	17.0%	5.5%	16.3%

GRAN CANARIA

	United Kingdom	Germany	Belgium	France	Netherlands	Ireland	Italy	Switzerland	Denmark	Finland	Norway	Sweden	Nordics	Others	International	Mainland	TOTAL
2023	73,432	80,606	7,479	11,452	20,734	9,415	10,709	-	-	-	-	-	104,247	36,492	354,567	41,967	396,534
2024	87,196	107,003	11,622	14,640	22,699	11,193	12,735	-	-	-	-	-	128,433	41,914	437,434	44,231	481,665
Change	13,764	26,397	4,143	3,188	1,965	1,778	2,026	--	--	--	--	--	24,186	5,422	82,867	2,264	85,131
Change, %	18.7%	32.7%	55.4%	27.8%	9.5%	18.9%	18.9%	--	--	--	--	--	23.2%	14.9%	23.4%	5.4%	21.5%

TENERIFE

	United Kingdom	Germany	Belgium	France	Netherlands	Ireland	Italy	Switzerland	Denmark	Finland	Norway	Sweden	Nordics	Others	International	Mainland	TOTAL
2023	213,808	81,798	19,437	30,013	18,581	16,171	26,321	-	-	-	-	-	44,555	67,560	518,245	61,502	579,747
2024	244,670	98,007	21,278	38,275	18,908	28,174	34,375	-	-	-	-	-	52,903	80,787	617,375	61,317	678,693
Change	30,862	16,209	1,841	8,262	327	12,003	8,054	--	--	--	--	--	8,348	13,227	99,130	-185	98,946
Change, %	14.4%	19.8%	9.5%	27.5%	1.8%	74.2%	30.6%	--	--	--	--	--	18.7%	19.6%	19.1%	-0.3%	17.1%

LA PALMA


	United Kingdom	Germany	Belgium	France	Netherlands	Ireland	Italy	Switzerland	Denmark	Finland	Norway	Sweden	Nordics	Others	International	Mainland	TOTAL
2023	1,862	5,706	231	476	1,016	0	0	-	-	-	-	-	1,189	1,288	11,768	2,278	14,046
2024	1,248	11,431	17	351	1,097	0	162	-	-	-	-	-	1,238	1,584	17,127	2,239	19,366
Change	-614	5,725	-214	-125	81	0	162	--	--	--	--	--	49	296	5,359	-39	5,320
Change, %	-33.0%	100.3%	-92.6%	-26.3%	8.0%	--	--	--	--	--	--	--	4.1%	23.0%	45.5%	-1.7%	37.9%

Source: Frontur (ISTAC). Tourist arrivals by air.

Note: on the result of the estimated Canary Islands total arrivals, tourists from La Gomera and El Hierro are included. Only main tourists are taken into account in each island.

Tourist arrivals in the Canary Islands (ISTAC)

January - March 2024



CANARY ISLANDS

	United Kingdom	Germany	Belgium	France	Netherlands	Ireland	Italy	Switzerland	Denmark	Finland	Norway	Sweden	Nordics	Others	International	Mainland	TOTAL
2023	1,305,965	715,544	101,505	221,276	156,422	165,995	162,954	42,724	134,081	98,026	152,357	167,160	551,624	370,842	3,794,850	407,320	4,202,171
2024	1,505,602	860,398	123,796	235,679	192,139	211,805	201,510	48,306	131,301	92,753	197,111	180,701	601,866	433,137	4,414,238	420,287	4,834,525
Change	199,637	144,854	22,291	14,403	35,717	45,810	38,556	5,582	-2,780	-5,273	44,754	13,541	50,242	62,295	619,388	12,967	632,354
Change, %	15.3%	20.2%	22.0%	6.5%	22.8%	27.6%	23.7%	13.1%	-2.1%	-5.4%	29.4%	8.1%	9.1%	16.8%	16.3%	3.2%	15.0%

LANZAROTE

	United Kingdom	Germany	Belgium	France	Netherlands	Ireland	Italy	Switzerland	Denmark	Finland	Norway	Sweden	Nordics	Others	International	Mainland	TOTAL
2023	347,284	73,321	12,976	54,371	25,386	77,876	23,201	-	-	-	-	-	29,106	30,739	674,256	60,820	735,076
2024	406,265	90,558	18,761	58,722	28,507	89,111	23,096	-	-	-	-	-	25,885	38,275	779,181	55,836	835,015
Change	58,981	17,237	5,785	4,351	3,121	11,235	-105	--	--	--	--	--	-3,221	7,536	104,925	-4,984	99,939
Change, %	17.0%	23.5%	44.6%	8.0%	12.3%	14.4%	-0.5%	--	--	--	--	--	-11.1%	24.5%	15.6%	-8.2%	13.6%

FUERTEVENTURA

	United Kingdom	Germany	Belgium	France	Netherlands	Ireland	Italy	Switzerland	Denmark	Finland	Norway	Sweden	Nordics	Others	International	Mainland	TOTAL
2023	172,486	173,027	6,996	36,485	15,998	12,661	26,983	-	-	-	-	-	26,207	55,556	526,397	33,444	559,841
2024	195,731	204,146	9,998	33,818	23,103	18,978	32,338	-	-	-	-	-	28,335	68,163	614,611	33,754	648,365
Change	23,245	31,119	3,002	-2,667	7,105	6,317	5,355	--	--	--	--	--	2,128	12,607	88,214	310	88,524
Change, %	13.5%	18.0%	42.9%	-7.3%	44.4%	49.9%	19.8%	--	--	--	--	--	8.1%	22.7%	16.8%	0.9%	15.8%

GRAN CANARIA

	United Kingdom	Germany	Belgium	France	Netherlands	Ireland	Italy	Switzerland	Denmark	Finland	Norway	Sweden	Nordics	Others	International	Mainland	TOTAL
2023	199,014	230,654	22,500	39,809	63,287	29,011	33,581	-	-	-	-	-	337,678	110,227	1,065,762	113,719	1,179,481
2024	232,545	269,870	28,994	40,329	77,450	33,414	40,648	-	-	-	-	-	378,902	129,930	1,232,081	127,245	1,359,327
Change	33,531	39,216	6,494	520	14,163	4,403	7,067	--	--	--	--	--	41,224	19,703	166,319	13,526	179,846
Change, %	16.8%	17.0%	28.9%	1.3%	22.4%	15.2%	21.0%	--	--	--	--	--	12.2%	17.9%	15.6%	11.9%	15.2%

TENERIFE

	United Kingdom	Germany	Belgium	France	Netherlands	Ireland	Italy	Switzerland	Denmark	Finland	Norway	Sweden	Nordics	Others	International	Mainland	TOTAL
2023	580,940	217,309	57,663	88,775	49,110	45,996	78,618	-	-	-	-	-	154,659	210,584	1,483,654	188,491	1,672,144
2024	665,383	260,541	65,513	100,904	60,141	70,143	104,749	-	-	-	-	-	163,945	238,726	1,730,042	193,114	1,923,157
Change	84,443	43,232	7,850	12,129	11,031	24,147	26,131	--	--	--	--	--	9,286	28,142	246,388	4,623	251,013
Change, %	14.5%	19.9%	13.6%	13.7%	22.5%	52.5%	33.2%	--	--	--	--	--	6.0%	13.4%	16.6%	2.5%	15.0%

LA PALMA

	United Kingdom	Germany	Belgium	France	Netherlands	Ireland	Italy	Switzerland	Denmark	Finland	Norway	Sweden	Nordics	Others	International	Mainland	TOTAL
2023	3,808	13,791	1,087	1,283	2,371	240	368	-	-	-	-	-	2,919	3,926	29,793	8,385	38,178
2024	4,217	28,295	119	1,627	2,785	4	539	-	-	-	-	-	3,589	4,793	45,967	8,281	54,248
Change	409	14,504	-968	344	414	-236	171	--	--	--	--	--	670	867	16,174	-104	16,070
Change, %	10.7%	105.2%	-89.1%	26.8%	17.5%	-98.3%	46.5%	--	--	--	--	--	23.0%	22.1%	54.3%	-1.2%	42.1%

Source: Frontur (ISTAC). Tourist arrivals by air.

Note: on the result of the estimated Canary Islands total arrivals, tourists from La Gomera and El Hierro are included. Only main tourists are taken into account in each island.

International tourist arrivals in Spain (INE)

March 2024



BY COUNTRY OF RESIDENCE

Monthly

	UK	Germany	Belgium	France	Netherlands	Ireland	Italy	Switzerland	Denmark	Finland	Norway	Sweden	Nordics	Russia	Portugal	Austria	Others	INTERNATIONAL
Mar-23	1,059,681	706,069	154,350	600,735	239,466	139,160	315,773	98,363	107,261	62,657	98,012	117,086	385,016	0	172,206	67,714	1,308,808	5,247,341
Mar-24	1,200,915	909,031	201,155	791,648	265,551	169,109	338,591	123,626	107,104	69,447	128,572	154,051	459,174	0	194,739	90,768	1,603,209	6,347,516
Change	141,234	202,962	46,805	190,913	26,085	29,949	22,818	25,263	-157	6,790	30,560	36,965	74,158	--	22,533	23,054	294,401	1,100,175
Change, %	13.3%	28.7%	30.3%	31.8%	10.9%	21.5%	7.2%	25.7%	-0.1%	10.8%	31.2%	31.6%	19.3%	--	13.1%	34.0%	22.5%	21.0%

Year-to-date

	UK	Germany	Belgium	France	Netherlands	Ireland	Italy	Switzerland	Denmark	Finland	Norway	Sweden	Nordics	Russia	Portugal	Austria	Others	INTERNATIONAL
Jan-Mar 23	2,582,953	1,718,049	410,048	1,713,269	627,269	365,403	835,244	284,454	276,642	165,489	282,937	335,724	1,060,792	0	478,774	177,630	3,449,116	13,703,001
Jan-Mar 24	2,974,043	2,052,524	523,358	1,982,640	730,563	448,730	964,421	323,792	298,541	187,732	329,623	388,388	1,204,284	--	482,632	197,666	4,240,345	16,124,998
Change	391,090	334,475	113,310	269,371	103,294	83,327	129,177	39,338	21,899	22,243	46,686	52,664	143,492	--	3,858	20,036	791,229	2,421,997
Change, %	15.1%	19.5%	27.6%	15.7%	16.5%	22.8%	15.5%	13.8%	7.9%	13.4%	16.5%	15.7%	13.5%	--	0.8%	11.3%	22.9%	17.7%

BY AUTONOMOUS COMMUNITY

Monthly

	Canary Islands	Andalusia	Aragon	Asturias	Canary Islands	Cantabria	C. y Leon	C. La Mancha	Catalonia	Valencian Region	Extremadura	Galicia	Madrid	Murcia	Navarre	Basque Country	La Rioja	SPAIN
Mar-23	1,297,460	801,619	29,969	0	360,815	19,330	64,195	0	1,052,638	660,566	0	86,616	594,544	54,887	0	143,214	0	5,247,341
Mar-24	1,543,234	960,232	20,453	0	428,232	20,666	85,602	0	1,346,429	826,970	0	96,705	711,554	64,198	0	148,912	0	6,347,516
Change	245,774	158,613	-9,516	0	67,417	1,336	21,407	0	293,791	166,404	0	10,089	117,010	9,311	0	5,698	0	1,100,175
Change, %	18.9%	19.8%	-31.8%	--	18.7%	6.9%	33.3%	--	27.9%	25.2%	--	11.6%	19.7%	17.0%	--	4.0%	--	21.0%


Year-to-date

	Canary Islands	Andalusia	Aragon	Asturias	Canary Islands	Cantabria	C. y Leon	C. La Mancha	Catalonia	Valencian Region	Extremadura	Galicia	Madrid	Murcia	Navarre	Basque Country	La Rioja	SPAIN
Jan-Mar 23	3,737,428	1,981,291	83,952	35,118	670,318	57,443	196,098	24,021	2,779,966	1,622,650	28,200	234,351	1,566,993	155,107	13,669	362,726	0	13,703,001
Jan-Mar 24	4,272,290	2,352,629	69,393	34,808	781,951	54,996	244,287	27,244	3,354,899	2,030,158	16,418	263,434	1,906,035	168,103	11,823	371,117	0	16,124,998
Change	534,862	371,338	-14,559	-310	111,633	-2,447	48,189	3,223	574,933	407,508	-11,782	29,083	339,042	12,996	-1,846	8,391	0	2,421,997
Change, %	14.3%	18.7%	-17.3%	-0.9%	16.7%	-4.3%	24.6%	13.4%	20.7%	25.1%	-41.8%	12.4%	21.6%	8.4%	-13.5%	2.3%	--	17.7%

Note: Since March 2022, "Russia" is included in Others. Source: Frontur (INE).

Tourist arrivals in the Canary Islands (ISTAC)

March 2024



Number of tourists by holiday package booking and country of residence

March 2024

	Book	Do not book	TOTAL	% Book	% Do not book
International	836,474	752,197	1,588,671	52.7%	47.3%
- Germany	215,855	122,565	338,420	63.8%	36.2%
- Netherlands	36,378	20,162	56,540	64.3%	35.7%
- Ireland	25,243	51,362	76,605	33.0%	67.0%
- Nordics	127,204	71,614	198,819	64.0%	36.0%
- United Kingdom	322,331	240,701	563,031	57.2%	42.8%
- Switzerland	4,630	11,884	16,514	28.0%	72.0%
- Others	104,833	233,909	338,742	30.9%	69.1%
Spanish Mainland	31,458	110,195	141,654	22.2%	77.8%
TOTAL	867,932	862,392	1,730,325	50.2%	49.8%

January - March 2024

	Book	Do not book	TOTAL	% Book	% Do not book
International	2,273,420	2,140,821	4,414,239	51.5%	48.5%
- Germany	540,049	320,349	860,398	62.8%	37.2%
- Netherlands	109,776	82,364	192,139	57.1%	42.9%
- Ireland	62,481	149,324	211,805	29.5%	70.5%
- Nordics	378,395	223,472	601,868	62.9%	37.1%
- United Kingdom	864,700	640,902	1,505,602	57.4%	42.6%
- Switzerland	14,975	33,332	48,306	31.0%	69.0%
- Others	303,044	691,078	994,121	30.5%	69.5%
Spanish Mainland	72,861	347,425	420,287	17.3%	82.7%
TOTAL	2,346,281	2,488,246	4,834,526	48.5%	51.5%

Share of tourists by accommodation type and country of residence

March 2024

	Hotels and similar	Apartments	Property	Cruise	Others
International	65.5%	19.4%	2.6%	3.2%	9.3%
- Germany	64.8%	10.7%	3.0%	12.6%	9.0%
- Netherlands	66.2%	24.8%	1.8%	0.7%	6.5%
- Ireland	59.3%	31.2%	1.4%	0.4%	7.7%
- Nordics	64.2%	29.7%	2.2%	0.0%	3.8%
- United Kingdom	67.8%	22.3%	2.4%	1.3%	6.2%
- Switzerland	65.5%	18.7%	3.1%	0.0%	12.8%
- Others	64.4%	13.5%	3.0%	0.2%	18.9%
Spanish Mainland	59.1%	8.8%	2.5%	0.0%	29.6%
TOTAL	65.0%	18.5%	2.6%	3.0%	11.0%

January - March 2024


	Hotels and similar	Apartments	Property	Cruise	Others
International	64.1%	19.3%	2.6%	4.4%	9.5%
- Germany	62.3%	10.3%	3.6%	15.0%	8.8%
- Netherlands	66.6%	23.9%	1.8%	1.6%	6.2%
- Ireland	59.5%	30.0%	1.5%	0.3%	8.8%
- Nordics	64.1%	29.3%	2.3%	0.0%	4.3%
- United Kingdom	65.6%	21.4%	2.1%	3.8%	7.1%
- Switzerland	62.1%	19.3%	3.8%	1.6%	13.3%
- Others	64.0%	14.7%	3.1%	0.4%	17.8%
Spanish Mainland	52.4%	6.4%	2.2%	0.0%	39.0%
TOTAL	63.1%	18.2%	2.6%	4.0%	12.1%

Source: Frontur (ISTAC). Tourist arrivals by air.

Note: on the result of the estimated Canary Islands total arrivals, tourists from La Gomera and El Hierro are included.

Tourist arrivals in the Canary Islands (ISTAC)

March 2024



Number of tourists by holiday package booking and island of stay

March 2024

	Lanzarote	Fuerteventura	Gran Canaria	Tenerife	La Palma	CANARY ISLANDS	
Book	Total	182,806	163,289	257,966	294,810	10,257	867,932
	- International	177,455	160,499	254,792	275,120	9,704	836,474
	- Spanish Mainland	5,351	2,790	3,174	19,690	553	31,458
Do not book	Total	139,648	90,167	236,184	394,132	14,827	862,392
	- International	124,892	79,142	194,405	351,258	12,978	752,197
	- Spanish Mainland	14,756	11,025	41,779	42,874	1,849	110,195
TOTAL	All markets	322,453	253,456	494,149	688,942	25,085	1,730,325
	- International	302,346	239,641	449,196	626,378	22,682	1,588,671
	- Spanish Mainland	20,107	13,815	44,953	62,564	2,403	141,654
% book package	Total	56.7%	64.4%	52.2%	42.8%	40.9%	50.2%
	- International	58.7%	67.0%	56.7%	43.9%	42.8%	52.7%
	- Spanish Mainland	26.6%	20.2%	7.1%	31.5%	23.0%	22.2%

January - March 2024

	Lanzarote	Fuerteventura	Gran Canaria	Tenerife	La Palma	CANARY ISLANDS	
Book	Total	500,132	450,574	732,631	819,178	38,098	2,346,281
	- International	487,308	440,770	720,970	779,763	37,188	2,273,420
	- Spanish Mainland	12,824	9,804	11,661	39,415	910	72,861
Do not book	Total	397,894	260,292	667,202	1,157,862	43,891	2,488,246
	- International	353,319	234,795	549,832	1,000,759	35,889	2,140,821
	- Spanish Mainland	44,575	25,497	117,370	157,103	8,002	347,425
TOTAL	All markets	898,024	710,865	1,399,831	1,977,040	81,990	4,834,526
	- International	840,625	675,564	1,270,801	1,780,522	73,077	4,414,239
	- Spanish Mainland	57,399	35,301	129,030	196,518	8,913	420,287
% book package	Total	55.7%	63.4%	52.3%	41.4%	46.5%	48.5%
	- International	58.0%	65.2%	56.7%	43.8%	50.9%	51.5%
	- Spanish Mainland	22.3%	27.8%	9.0%	20.1%	10.2%	17.3%

Share of tourists by accommodation type and island of stay

March 2024

	Lanzarote	Fuerteventura	Gran Canaria	Tenerife	La Palma	CANARY ISLANDS	
International	Hotels	64.7%	77.9%	61.2%	60.5%	35.5%	65.5%
	Apartments	26.0%	10.1%	20.2%	18.3%	18.0%	19.4%
	Property	1.1%	1.2%	2.9%	3.4%	1.5%	2.6%
	Cruise	4.2%	4.8%	8.6%	4.1%	17.8%	3.2%
	Others	3.9%	6.0%	7.1%	13.8%	27.3%	9.3%
Spanish Mainland	Hotels	66.8%	63.2%	47.4%	65.2%	44.8%	59.1%
	Apartments	10.8%	9.2%	7.7%	8.8%	7.0%	8.8%
	Property	1.3%	2.6%	2.9%	2.3%	4.7%	2.5%
	Cruise	0.1%	0.0%	0.1%	0.0%	0.0%	0.0%
	Others	21.0%	25.1%	41.9%	23.7%	43.4%	29.6%
TOTAL	Hotels	64.8%	77.1%	59.9%	60.9%	36.3%	65.0%
	Apartments	25.1%	10.0%	19.1%	17.4%	17.0%	18.5%
	Property	1.2%	1.3%	2.9%	3.3%	1.8%	2.6%
	Cruise	4.0%	4.6%	7.8%	3.7%	16.1%	3.0%
	Others	5.0%	7.0%	10.3%	14.7%	28.9%	11.0%

January - March 2024

	Lanzarote	Fuerteventura	Gran Canaria	Tenerife	La Palma	CANARY ISLANDS	
International	Hotels	61.0%	72.9%	60.1%	59.3%	30.8%	64.1%
	Apartments	25.0%	10.2%	20.0%	18.1%	14.6%	19.3%
	Property	1.6%	1.8%	2.5%	3.3%	2.2%	2.6%
	Cruise	6.2%	7.8%	9.7%	7.3%	29.7%	4.4%
	Others	6.3%	7.4%	7.6%	12.1%	22.8%	9.5%
Spanish Mainland	Hotels	63.4%	62.9%	45.4%	53.6%	36.1%	52.4%
	Apartments	10.0%	7.8%	5.1%	5.9%	4.0%	6.4%
	Property	1.4%	2.6%	2.9%	1.6%	6.4%	2.2%
	Cruise	0.1%	0.0%	0.0%	0.0%	0.5%	0.0%
	Others	25.1%	26.7%	46.6%	38.8%	53.0%	39.0%
TOTAL	Hotels	61.2%	72.4%	58.8%	58.7%	31.4%	63.1%
	Apartments	24.0%	10.1%	18.6%	16.9%	13.4%	18.2%
	Property	1.6%	1.8%	2.5%	3.1%	2.6%	2.6%
	Cruise	5.8%	7.4%	8.8%	6.5%	26.5%	4.0%
	Others	7.5%	8.3%	11.2%	14.7%	26.1%	12.1%

Source: Frontur (ISTAC). Tourist arrivals by air.

Note: in the islands are included tourists who have chosen the island as the main destination of their trip or as a secondary destination. (*) Others = house of friend or relative + other type of accommodation