
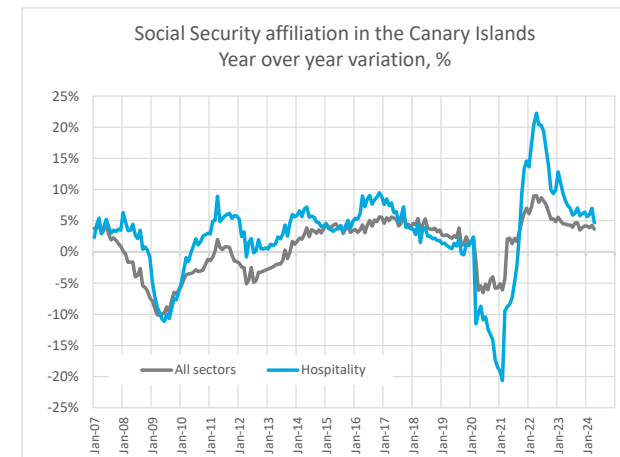
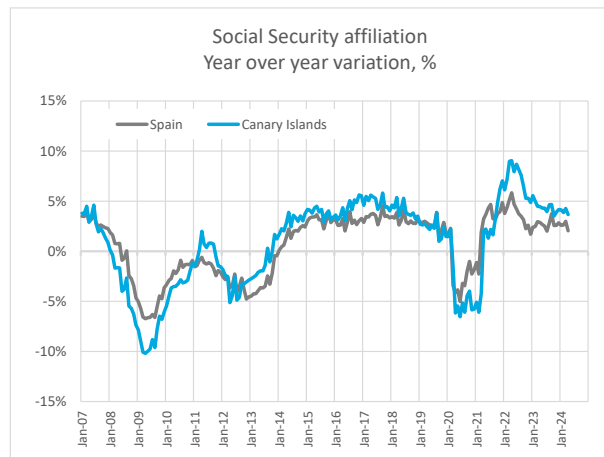


# Employment data: Social Security affiliation and unemployment Canary Islands (April 2024)



## Social Security affiliation

	Spain: All sectors	Canary Islands: All sectors	Canary Islands: hospitality and travel agencies
Mar-23	20,349,825	870,143	160,451
Apr-23	20,678,484	877,161	160,786
Mar-24	20,959,164	907,296	171,657
Apr-24	21,101,505	909,195	168,307
Month over month variation	142,341	1,899	-3,350
Month over month variation (%)	0.7%	0.2%	-2.0%
Year over year variation	423,021	32,034	7,521
Year over year variation (%)	2.0%	3.7%	4.7%



## Unemployment

	Spain: All sectors	Canary Islands: All sectors	Canary Islands: hospitality and travel agencies
Mar-23	2,862,260	183,391	27,428
Apr-23	2,788,370	179,692	27,275
Mar-24	2,727,003	165,044	24,369
Apr-24	2,666,500	167,468	25,527
Month over month variation	-60,503	2,424	1,158
Month over month variation (%)	-2.2%	1.5%	4.8%
Year over year variation	-121,870	-12,224	-1,748
Year over year variation (%)	-4.4%	-6.8%	-6.4%

