

# Tourist accommodation indicators by tourist areas

## Gran Canaria (2023)

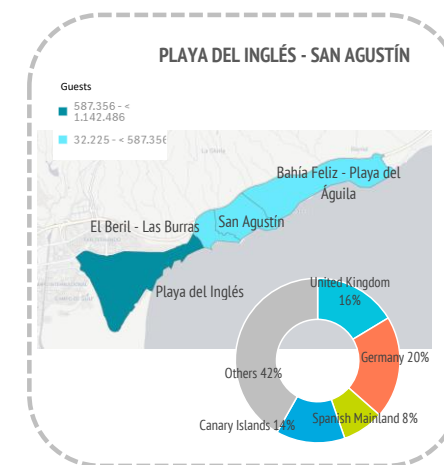
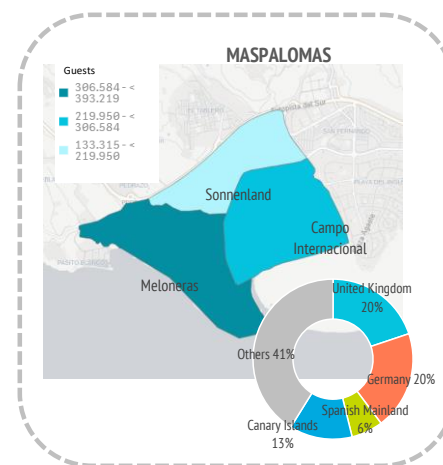
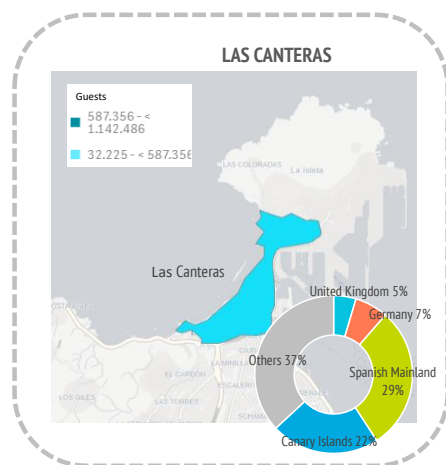
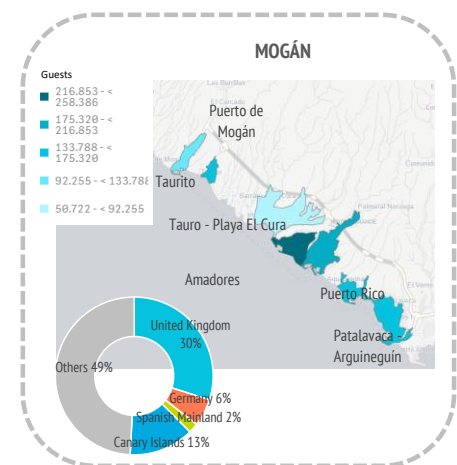


### Guests in accommodation

Tourist areas	Mogán turístico						Las Canteras	Maspalomas			Playa del Inglés-San Agustín			Others	Gran Canaria	
	Puerto de Mogán	Taurito	Tauro-Playa el Cura	Amadores	Puerto Rico	Patalavaca-Arguineguín	Las Canteras	Meloneras	Sonnenland	Campo Internacional	Playa del Inglés	El Beril-Las Burras	San Agustín	Bahía Feliz-Playa del Águila		
<b>International</b>	87,725	113,617	43,624	229,869	178,778	149,513	163,320	330,687	99,860	224,746	909,585	26,869	119,603	39,141	87,696	<b>2,804,633</b>
- United Kingdom	35,030	50,620	9,280	91,660	70,651	26,340	15,484	59,363	38,170	63,249	187,252	2,918	30,373	8,324	17,645	<b>706,359</b>
- Germany	8,704	11,535	3,059	17,383	1,699	10,851	23,109	106,370	7,533	47,391	234,314	9,176	32,004	6,132	14,189	<b>533,449</b>
- Others	43,991	51,462	31,285	120,826	106,428	112,322	124,727	164,954	54,157	114,106	488,019	14,775	57,226	24,685	55,862	<b>1,564,825</b>
<b>Spain</b>	<b>34,131</b>	<b>21,396</b>	<b>7,098</b>	<b>28,517</b>	<b>37,223</b>	<b>16,881</b>	<b>174,632</b>	<b>62,532</b>	<b>33,455</b>	<b>58,697</b>	<b>232,901</b>	<b>5,356</b>	<b>48,416</b>	<b>17,225</b>	<b>116,744</b>	<b>895,204</b>
- Spanish Mainland	1,801	4,363	4,500	1,337	3,620	3,770	99,256	24,518	6,915	20,379	84,764	1,464	22,938	5,134	63,062	<b>347,821</b>
- Canary Islands	32,330	17,033	2,598	27,180	33,603	13,111	75,376	38,014	26,540	38,318	148,137	3,892	25,478	12,091	53,682	<b>547,383</b>
<b>Total</b>	<b>121,856</b>	<b>135,013</b>	<b>50,722</b>	<b>258,386</b>	<b>216,001</b>	<b>166,394</b>	<b>337,952</b>	<b>393,219</b>	<b>133,315</b>	<b>283,443</b>	<b>1,142,486</b>	<b>32,225</b>	<b>168,019</b>	<b>56,366</b>	<b>204,440</b>	<b>3,699,837</b>

Tourist areas	Mogán turístico						Las Canteras	Maspalomas			Playa del Inglés-San Agustín			Others	Gran Canaria	
	Puerto de Mogán	Taurito	Tauro-Playa el Cura	Amadores	Puerto Rico	Patalavaca-Arguineguín	Las Canteras	Meloneras	Sonnenland	Campo Internacional	Playa del Inglés	El Beril-Las Burras	San Agustín	Bahía Feliz-Playa del Águila		
<b>International</b>	72.0%	84.2%	86.0%	89.0%	82.8%	89.9%	48.3%	84.1%	74.9%	79.3%	79.6%	83.4%	71.2%	69.4%	42.9%	<b>75.8%</b>
- United Kingdom	28.7%	37.5%	18.3%	35.5%	32.7%	15.8%	4.6%	15.1%	28.6%	22.3%	16.4%	9.1%	18.1%	14.8%	8.6%	<b>19.1%</b>
- Germany	7.1%	8.5%	6.0%	6.7%	0.8%	6.5%	6.8%	27.1%	5.7%	16.7%	20.5%	28.5%	19.0%	10.9%	6.9%	<b>14.4%</b>
- Others	36.1%	38.1%	61.7%	46.8%	49.3%	67.5%	36.9%	41.9%	40.6%	40.3%	42.7%	45.8%	34.1%	43.8%	27.3%	<b>42.3%</b>
<b>Spain</b>	<b>28.0%</b>	<b>15.8%</b>	<b>14.0%</b>	<b>11.0%</b>	<b>17.2%</b>	<b>10.1%</b>	<b>51.7%</b>	<b>15.9%</b>	<b>25.1%</b>	<b>20.7%</b>	<b>20.4%</b>	<b>16.6%</b>	<b>28.8%</b>	<b>30.6%</b>	<b>57.1%</b>	<b>24.2%</b>
- Spanish Mainland	1.5%	3.2%	8.9%	0.5%	1.7%	2.3%	29.4%	6.2%	5.2%	7.2%	7.4%	4.5%	13.7%	9.1%	30.8%	<b>9.4%</b>
- Canary Islands	26.5%	12.6%	5.1%	10.5%	15.6%	7.9%	22.3%	9.7%	19.9%	13.5%	13.0%	12.1%	15.2%	21.5%	26.3%	<b>14.8%</b>
<b>Total</b>	<b>100%</b>	<b>100%</b>	<b>100%</b>	<b>100%</b>	<b>100%</b>	<b>100%</b>	<b>100%</b>	<b>100%</b>	<b>100%</b>	<b>100%</b>	<b>100%</b>	<b>100%</b>	<b>100%</b>	<b>100%</b>	<b>100%</b>	<b>100%</b>



# Tourist accommodation indicators by tourist areas

## Gran Canaria (2023)



### Other indicators

Tourist areas		Mogán turístico					Las Canteras	Maspalomas			Playa del Inglés-San Agustín			Others	Gran Canaria	
Description	Puerto de Mogán	Taurito	Tauro-Playa el Cura	Amadores	Puerto Rico	Patalavaca-Arguineguín	Las Canteras	Meloneras	Sonnenland	Campo Internacional	Playa del Inglés	El Beril-Las Burras	San Agustín	Bahía Feliz-Playa del Águila		
<b>Bednights</b>																
International	690,632	881,548	333,145	1,783,709	1,664,856	1,518,449	751,051	2,657,601	810,914	1,925,716	8,030,769	246,328	937,904	296,808	344,222	<b>22,873,652</b>
- United Kingdom	277,688	394,289	68,785	668,070	601,914	271,846	67,330	452,972	300,394	509,633	1,424,412	23,662	207,619	60,936	80,911	<b>5,410,461</b>
- Germany	80,625	97,711	25,185	134,385	16,020	128,660	120,775	954,002	79,368	460,168	2,405,279	88,185	289,995	56,991	62,372	<b>4,999,721</b>
- Others	332,319	389,548	239,175	981,254	1,046,922	1,117,943	562,946	1,250,627	431,152	955,915	4,201,078	134,481	440,290	178,881	200,939	<b>12,463,470</b>
Spain	126,506	88,039	27,726	113,519	145,931	85,751	521,135	261,845	155,111	265,595	1,132,022	33,985	202,048	66,865	252,560	<b>3,478,638</b>
- Spanish Mainland	10,892	24,752	17,450	9,218	15,128	25,836	340,714	122,133	40,885	93,239	506,212	9,953	113,197	26,289	153,120	<b>1,509,018</b>
- Canary Islands	115,614	63,287	10,276	104,301	130,803	59,915	180,421	139,712	114,226	172,356	625,810	24,032	88,851	40,576	99,440	<b>1,969,620</b>
<b>Total</b>	<b>817,138</b>	<b>969,587</b>	<b>360,871</b>	<b>1,897,228</b>	<b>1,810,787</b>	<b>1,604,200</b>	<b>1,272,186</b>	<b>2,919,446</b>	<b>966,025</b>	<b>2,191,311</b>	<b>9,162,791</b>	<b>280,313</b>	<b>1,139,952</b>	<b>363,673</b>	<b>596,782</b>	<b>26,352,290</b>
<b>Length of stay</b>																
International	7.9	7.8	7.6	7.8	9.3	10.2	4.6	8.0	8.1	8.6	8.8	9.2	7.8	7.6	3.9	<b>8.2</b>
- United Kingdom	7.9	7.8	7.4	7.3	8.5	10.3	4.3	7.6	7.9	8.1	7.6	8.1	6.8	7.3	4.6	<b>7.7</b>
- Germany	9.3	8.5	8.2	7.7	9.4	11.9	5.2	9.0	10.5	9.7	10.3	9.6	9.1	9.3	4.4	<b>9.4</b>
Spain	3.7	4.1	3.9	4.0	3.9	5.1	3.0	4.2	4.6	4.5	4.9	6.3	4.2	3.9	2.2	<b>3.9</b>
- Spanish Mainland	6.0	5.7	3.9	6.9	4.2	6.9	3.4	5.0	5.9	4.6	6.0	6.8	4.9	5.1	2.4	<b>4.3</b>
- Canary Islands	3.6	3.7	4.0	3.8	3.9	4.6	2.4	3.7	4.3	4.5	4.2	6.2	3.5	3.4	1.9	<b>3.6</b>
<b>Accommodation establishments</b>																
Accommodation establishments	6	6	7	24	44	13	49	14	12	31	167	10	14	5	21	<b>423</b>
Bed-spaces	2,917	2,865	1,838	7,437	7,336	5,534	6,223	10,222	4,182	8,075	36,925	1,142	4,305	1,713	3,437	<b>104,151</b>
ADR (€)	134.2	124.0	98.4	83.0	85.4	105.0	78.6	215.4	83.0	103.9	101.2	137.9	136.8	94.2	102.8	<b>113.9</b>
RevPar (€)	99.6	111.2	62.8	68.4	66.0	86.1	58.6	174.3	67.8	88.1	80.5	108.6	109.2	68.6	67.3	<b>90.3</b>
Total revenue (€ million)	45.9	55.1	14.6	75.8	69.9	62.3	64.4	316.9	35.7	103.4	457.2	18.3	72.9	16.8	39.5	<b>1,449</b>
Bed-space occupancy rate (%)	76.7	92.7	53.8	69.9	67.6	79.4	56.0	78.3	63.3	74.3	68.0	67.2	72.5	58.0	47.6	<b>69.3</b>
Occupancy rate (room/apt. (%))	74.2	89.7	63.8	82.4	77.3	82.0	74.6	80.9	81.6	84.8	79.6	78.7	79.8	72.9	65.5	<b>79.3</b>
Tourist population <sup>(1)</sup>	2,239	2,656	989	5,198	4,961	4,395	3,485	7,998	2,647	6,004	25,104	768	3,123	996	1,635	<b>72,198</b>
Employment	578	667	297	951	682	948	815	3,038	486	1,337	4,951	163	858	283	757	<b>16,809</b>

Source: Encuestas de Alojamiento Turístico (ISTAC).

(1) Equivalent tourist population is obtained by dividing the total number of bednights during the reference period by 365 days (366 in case of leap year).