

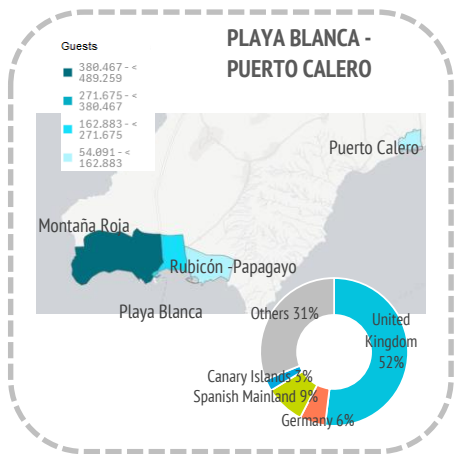
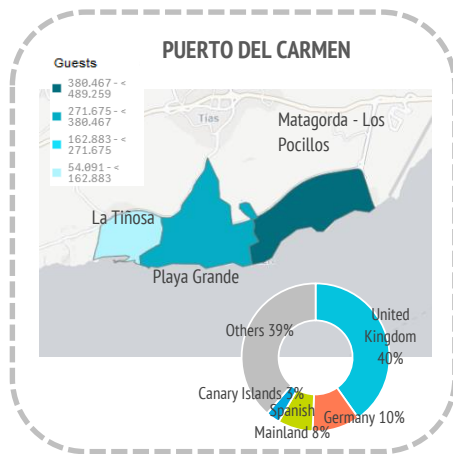
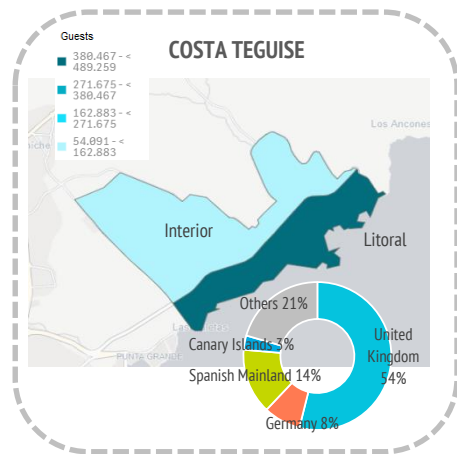
# Tourist accommodation indicators by tourist areas

## Lanzarote (2023)

### Guests in accommodation

Tourist areas	Costa Teguisse		Puerto del Carmen			Playa Blanca - Puerto Calero				Others	Lanzarote
	Interior	Litoral	La Tiñosa	Playa Grande	Matagorda-Los Pocillos	Montaña Roja	Playa Blanca	Rubicón-Papagayo	Puerto Calero		
<b>International</b>	59.183	420.689	65.197	305.490	430.870	343.065	185.681	117.834	49.584	94.940	<b>2.072.533</b>
- United Kingdom	35.573	277.693	31.606	148.974	180.461	214.358	95.457	72.115	32.315	25.209	1.113.761
- Germany	3.813	43.516	4.637	17.472	71.632	24.916	8.595	8.947	5.514	10.184	199.226
- Others	19.797	99.480	28.954	139.044	178.777	103.791	81.629	36.772	11.755	59.547	759.546
<b>Spain</b>	32.548	68.570	11.150	26.503	58.369	39.591	27.895	32.996	4.507	61.309	<b>363.438</b>
- Spanish Mainland	25.390	57.642	9.766	13.470	45.094	26.233	25.704	29.433	3.144	23.679	259.555
- Canary Islands	7.158	10.928	1.384	13.033	13.275	13.358	2.191	3.563	1.363	37.630	103.883
<b>Total</b>	<b>91.731</b>	<b>489.259</b>	<b>76.347</b>	<b>331.993</b>	<b>489.239</b>	<b>382.656</b>	<b>213.576</b>	<b>150.830</b>	<b>54.091</b>	<b>156.249</b>	<b>2.435.971</b>

Tourist areas	Costa Teguisse		Puerto del Carmen			Playa Blanca - Puerto Calero				Others	Lanzarote
	Interior	Litoral	La Tiñosa	Playa Grande	Matagorda-Los Pocillos	Montaña Roja	Playa Blanca	Rubicón-Papagayo	Puerto Calero		
<b>International</b>	64,5%	86,0%	85,4%	92,0%	88,1%	89,7%	86,9%	78,1%	91,7%	60,8%	<b>85,1%</b>
- United Kingdom	38,8%	56,8%	41,4%	44,9%	36,9%	56,0%	44,7%	47,8%	59,7%	16,1%	45,7%
- Germany	4,2%	8,9%	6,1%	5,3%	14,6%	6,5%	4,0%	5,9%	10,2%	6,5%	8,2%
- Others	21,6%	20,3%	37,9%	41,9%	36,5%	27,1%	38,2%	24,4%	21,7%	38,1%	31,2%
<b>Spain</b>	35,5%	14,0%	14,6%	8,0%	11,9%	10,3%	13,1%	21,9%	8,3%	39,2%	<b>14,9%</b>
- Spanish Mainland	27,7%	11,8%	12,8%	4,1%	9,2%	6,9%	12,0%	19,5%	5,8%	15,2%	10,7%
- Canary Islands	7,8%	2,2%	1,8%	3,9%	2,7%	3,5%	1,0%	2,4%	2,5%	24,1%	4,3%
<b>Total</b>	<b>100%</b>	<b>100%</b>	<b>100%</b>	<b>100%</b>	<b>100%</b>	<b>100%</b>	<b>100%</b>	<b>100%</b>	<b>100%</b>	<b>100%</b>	<b>100%</b>



### Other indicators

Tourist areas	Costa Teguisse		Puerto del Carmen			Playa Blanca - Puerto Calero				Others	Lanzarote
	Interior	Litoral	La Tiñosa	Playa Grande	Matagorda-Los Pocillos	Montaña Roja	Playa Blanca	Rubicón-Papagayo	Puerto Calero		
<b>Bednights</b>											
<b>International</b>	433.145	3.240.294	471.482	2.643.198	3.570.233	2.751.929	1.373.825	908.439	351.688	614.981	<b>16.359.214</b>
- United Kingdom	268.884	2.149.433	215.876	1.306.531	1.407.673	1.665.512	710.545	554.444	231.487	165.980	8.676.365
- Germany	32.483	412.851	46.568	185.297	708.005	296.178	73.625	88.193	48.142	68.027	1.959.369
- Others	131.778	678.010	209.038	1.151.370	1.454.555	790.239	589.655	265.802	72.059	380.974	5.723.480
<b>Spain</b>	185.923	327.952	52.745	143.845	363.327	216.496	161.528	203.732	14.564	163.612	<b>1.833.724</b>
- Spanish Mainland	154.765	285.796	47.608	76.780	297.122	150.209	154.738	186.381	11.735	73.312	1.438.446
- Canary Islands	31.158	42.156	5.137	67.065	66.205	66.287	6.790	17.351	2.829	90.300	395.278
<b>Total</b>	<b>619.068</b>	<b>3.568.246</b>	<b>524.227</b>	<b>2.787.043</b>	<b>3.933.560</b>	<b>2.968.425</b>	<b>1.535.353</b>	<b>1.112.171</b>	<b>366.252</b>	<b>778.593</b>	<b>18.192.938</b>
<b>Length of stay</b>											
<b>International</b>	7,3	7,7	7,2	8,7	8,3	8,0	7,4	7,7	7,1	6,5	<b>7,9</b>
- United Kingdom	7,6	7,7	6,8	8,8	7,8	7,8	7,4	7,7	7,2	6,6	7,8
- Germany	8,5	9,5	10,0	10,6	9,9	11,9	8,6	9,9	8,7	6,7	9,8
<b>Spain</b>	5,7	4,8	4,7	5,4	6,2	5,5	5,8	6,2	3,2	2,7	<b>5,0</b>
- Spanish Mainland	6,1	5,0	4,9	5,7	6,6	5,7	6,0	6,3	3,7	3,1	5,5
- Canary Islands	4,4	3,9	3,7	5,1	5,0	5,0	3,1	4,9	2,1	2,4	3,8
<b>Accommodation establishments</b>	7	27	12	64	30	20	10	8	3	15	<b>195</b>
<b>Bed-spaces</b>	2.114	12.356	1.867	10.382	12.984	10.585	5.540	3.716	1.432	3.400	<b>64.376</b>
<b>ADR (€)</b>	47,82	92,38	98,03	85,54	114,55	113,11	146,94	124,87	167,36	115,70	<b>107,51</b>
<b>RevPar (€)</b>	42,57	75,38	84,11	71,80	101,81	98,35	123,40	102,53	132,24	90,88	<b>91,03</b>
<b>Total revenue (€ million)</b>	13,7	146,0	25,7	107,8	197,8	141,8	107,9	59,2	33,8	39,2	<b>873,0</b>
<b>Bed-space occupancy rate (%)</b>	80,19	79,10	76,99	73,55	83,00	76,83	75,90	81,99	70,07	62,74	<b>77,42</b>
<b>Occupancy rate per room/apt. (%)</b>	89,01	81,60	85,81	83,94	88,88	86,95	83,98	82,11	79,01	78,55	<b>84,67</b>
<b>Tourist population <sup>(1)</sup></b>	1.696	9.776	1.436	7.636	10.777	8.133	4.206	3.047	1.003	2.133	<b>49.844</b>
<b>Employment</b>	334	1.988	340	1.191	2.011	1.911	1.243	784	473	744	<b>11.018</b>

Source: Encuestas de Alojamiento Turístico (ISTAC).

(1) Equivalent tourist population is obtained by dividing the total number of bednights during the reference period by 365 days (366 in case of leap year).