

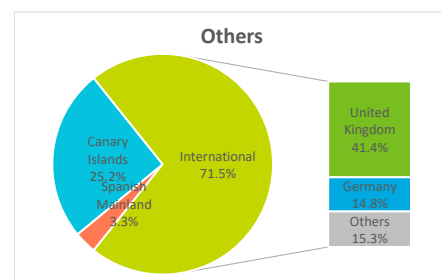
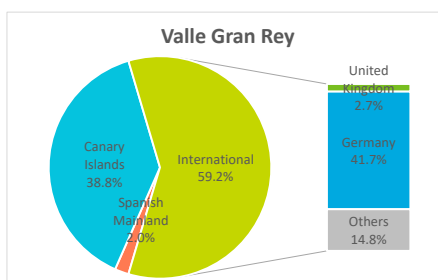
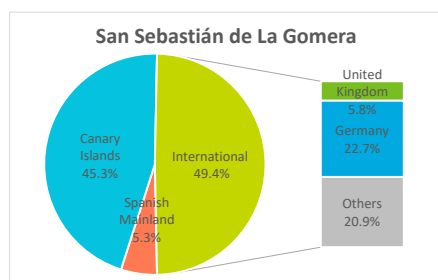
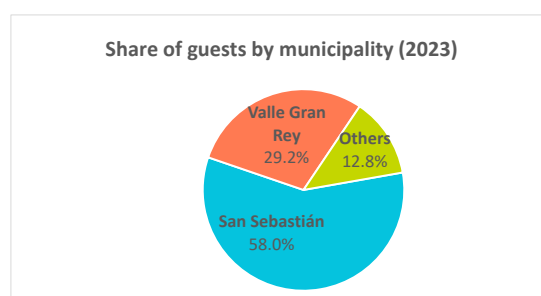
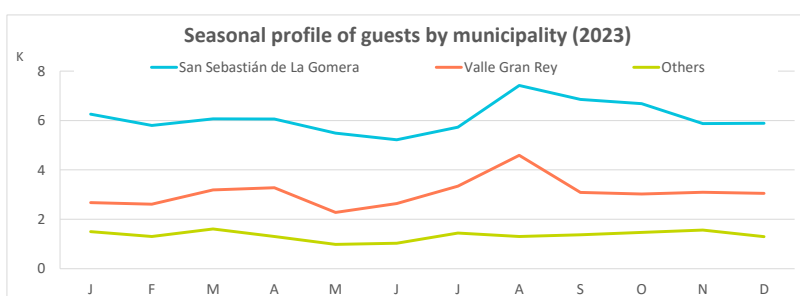
# Tourist profile by municipality

## La Gomera (2023)

### GUESTS IN ACCOMMODATION

Place of residence:	Municipality of stay				Accommodation type	
	San Sebastián de La Gomera	Valle Gran Rey	Others	La Gomera	Hotel	Apartment
International	36,222	21,810	11,569	<b>69,601</b>	45,748	23,853
- United Kingdom	4,251	998	6,701	11,950	4,828	7,122
- Germany	16,638	15,369	2,389	34,396	23,408	10,988
Spanish Mainland	3,866	750	536	<b>5,152</b>	3,895	1,257
Canary Islands	33,266	14,309	4,080	<b>51,655</b>	35,936	15,719
<b>Total</b>	<b>73,354</b>	<b>36,869</b>	<b>16,185</b>	<b>126,408</b>	<b>85,579</b>	<b>40,829</b>

Place of residence:	Municipality of stay				Accommodation type	
	San Sebastián de La Gomera	Valle Gran Rey	Others	La Gomera	Hotel	Apartment
International	49.4%	59.2%	71.5%	<b>55.1%</b>	53.5%	58.4%
- United Kingdom	5.8%	2.7%	41.4%	9.5%	5.6%	17.4%
- Germany	22.7%	41.7%	14.8%	27.2%	27.4%	26.9%
Spanish Mainland	5.3%	2.0%	3.3%	<b>4.1%</b>	4.6%	3.1%
Canary Islands	45.3%	38.8%	25.2%	<b>40.9%</b>	42.0%	38.5%
<b>Total</b>	<b>100%</b>	<b>100%</b>	<b>100%</b>	<b>100%</b>	<b>100%</b>	<b>100%</b>



### Other indicators

	Municipality of stay				Accommodation type	
	San Sebastián de La Gomera	Valle Gran Rey	Others	La Gomera	Hotel	Apartment
<b>Bednights</b>						
International	216,489	225,960	109,369	<b>551,818</b>	299,754	252,064
- United Kingdom	27,043	6,628	78,310	<b>111,981</b>	31,010	80,971
- Germany	107,704	182,454	18,041	<b>308,199</b>	173,315	134,884
Spanish Mainland	13,514	2,509	1,901	<b>17,924</b>	13,604	4,320
Canary Islands	95,762	61,516	14,809	<b>172,087</b>	94,832	77,255
<b>Total</b>	<b>325,765</b>	<b>289,985</b>	<b>126,079</b>	<b>741,829</b>	<b>408,190</b>	<b>333,639</b>
<b>Length of stay</b>						
International	6.0	10.4	--	<b>7.9</b>	6.6	10.6
- United Kingdom	6.4	6.6	--	<b>9.4</b>	6.4	11.4
- Germany	6.5	11.9	--	<b>9.0</b>	7.4	12.3
Spanish Mainland	3.5	3.3	--	<b>3.5</b>	3.5	3.4
Canary Islands	2.9	4.3	--	<b>3.3</b>	2.6	4.9
<b>Total</b>	<b>4.4</b>	<b>7.9</b>	--	<b>5.9</b>	--	--
<b>ADR (€)</b>	108.1	71.6	--	<b>87.2</b>	106.2	62.2
<b>RevPar (€)</b>	73.7	46.1	--	<b>58.0</b>	78.5	36.5
<b>Total revenue (€ million)</b>	19.4	11.3	--	<b>34.2</b>	23.6	10.5
<b>Bed-space occupancy rate (%)</b>	61.6	52.0	--	<b>57.0</b>	67.7	47.7
<b>Occupancy rate per room/apart. (%)</b>	68.2	64.4	--	<b>66.5</b>	74.0	58.8

Sources: Encuestas de alojamiento turístico hotelero y extrahotelero (ISTAC).

Note 1: guests checking in as new arrivals. Note 2: Occupancy rate could be above 100% because of extra beds.