

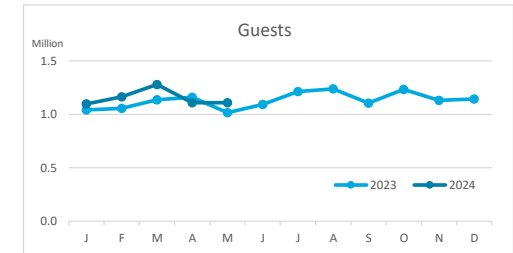
# Main tourist accommodation indicators

## CANARY ISLANDS (January - May 2024)



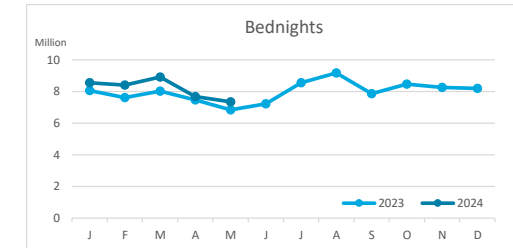
### GUESTS BY ACCOMMODATION TYPE (\*)

	Breakdown by accommodation type											
	TOTAL				Hotels				Apartments			
	Abroad	Mainland	Canary Islands	Total	Abroad	Mainland	Canary Islands	Total	Abroad	Mainland	Canary Islands	Total
Jan - May 23	4,488,054	499,988	419,322	<b>5,407,364</b>	3,504,184	439,991	304,774	<b>4,248,949</b>	983,870	59,997	114,548	<b>1,158,415</b>
Jan - May 24	4,864,944	502,117	390,818	<b>5,757,879</b>	3,761,199	438,723	292,115	<b>4,492,037</b>	1,103,745	63,394	98,703	<b>1,265,842</b>
Change	376,890	2,129	-28,504	<b>350,515</b>	257,015	-1,268	-12,659	<b>243,088</b>	119,875	3,397	-15,845	<b>107,427</b>
Change, %	8.4%	0.4%	-6.8%	<b>6.5%</b>	7.3%	-0.3%	-4.2%	<b>5.7%</b>	12.2%	5.7%	-13.8%	<b>9.3%</b>



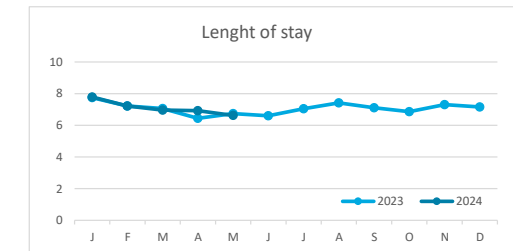
### BEDNIGHTS

	Breakdown by accommodation type											
	TOTAL				Hotels				Apartments			
	Abroad	Mainland	Canary Islands	Total	Abroad	Mainland	Canary Islands	Total	Abroad	Mainland	Canary Islands	Total
Jan - May 23	34,425,325	2,226,231	1,355,266	<b>38,006,822</b>	25,559,775	1,906,468	903,237	<b>28,369,480</b>	8,865,550	319,763	452,029	<b>9,637,342</b>
Jan - May 24	37,247,478	2,271,145	1,370,393	<b>40,889,016</b>	27,576,408	1,931,736	950,119	<b>30,458,263</b>	9,671,070	339,409	420,274	<b>10,430,753</b>
Change	2,822,153	44,914	15,127	<b>2,882,194</b>	2,016,633	25,268	46,882	<b>2,088,783</b>	805,520	19,646	-31,755	<b>793,411</b>
Change, %	8.2%	2.0%	1.1%	<b>7.6%</b>	7.9%	1.3%	5.2%	<b>7.4%</b>	9.1%	6.1%	-7.0%	<b>8.2%</b>

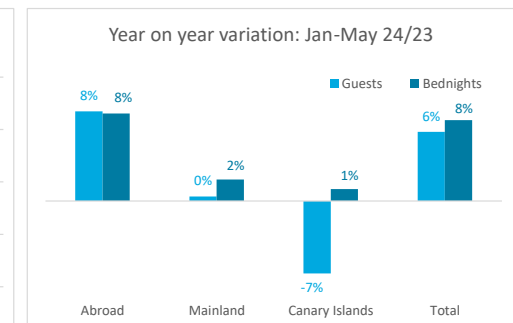
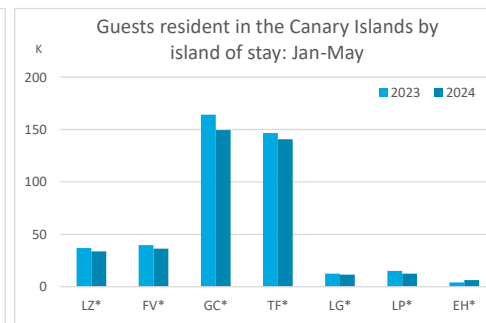
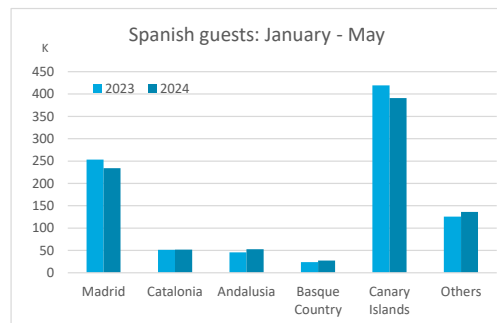
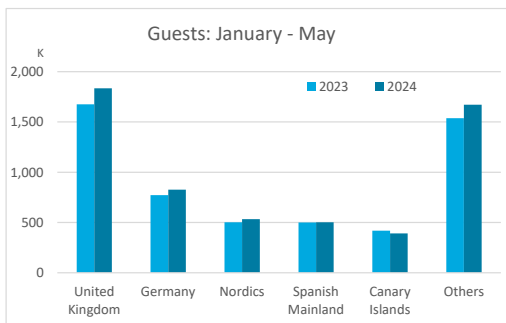


### LENGHT OF STAY

	Breakdown by accommodation type											
	TOTAL				Hotels				Apartments			
	Abroad	Mainland	Canary Islands	Total	Abroad	Mainland	Canary Islands	Total	Abroad	Mainland	Canary Islands	Total
Jan - May 23	7.7	4.5	3.2	<b>7.0</b>	7.3	4.3	3.0	<b>6.7</b>	9.0	5.3	3.9	<b>8.3</b>
Jan - May 24	7.7	4.5	3.5	<b>7.1</b>	7.3	4.4	3.3	<b>6.8</b>	8.8	5.4	4.3	<b>8.2</b>
Change	0.0	0.1	0.3	<b>0.1</b>	0.0	0.1	0.3	<b>0.1</b>	-0.2	0.0	0.3	<b>-0.1</b>



### GUESTS AND BEDNIGHTS BY PLACE OF RESIDENCE



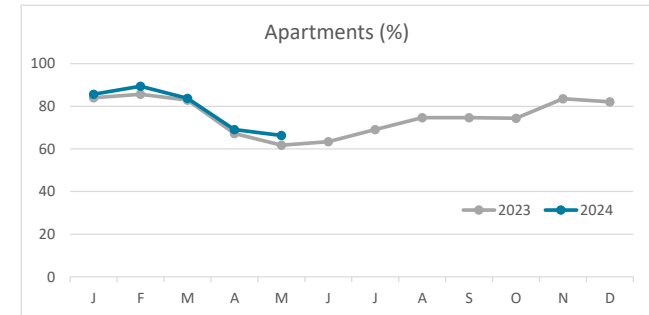
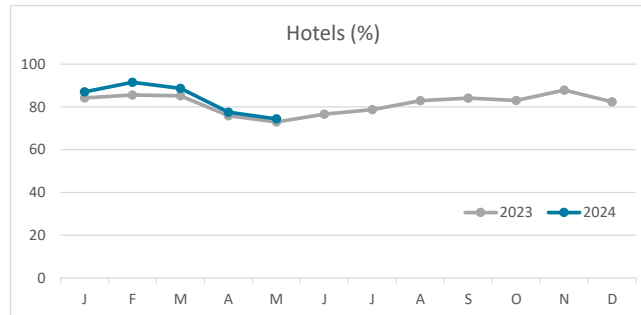
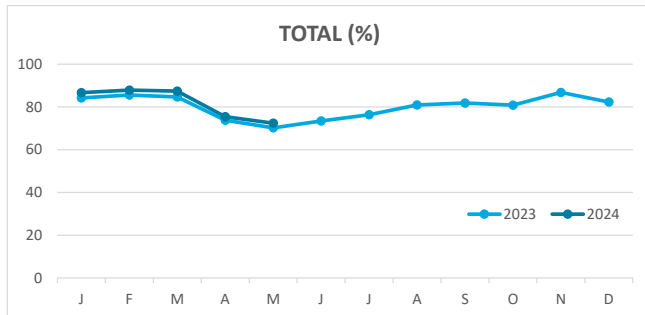
Note: LZ\* (Lanzarote), FV\* (Fuerteventura), GC\* (Gran Canaria), TF\* (Tenerife), LG\* (La Gomera), LP\* (La Palma) and EH\* (El Hierro).

# Main tourist accommodation indicators

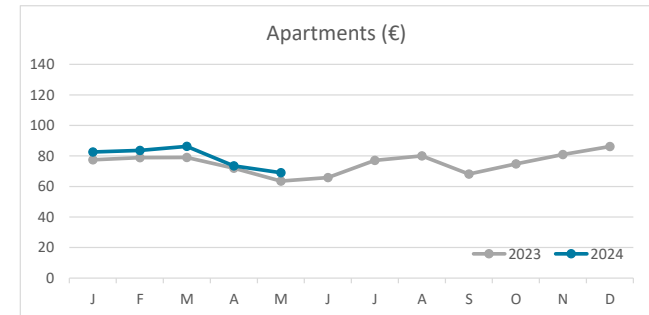
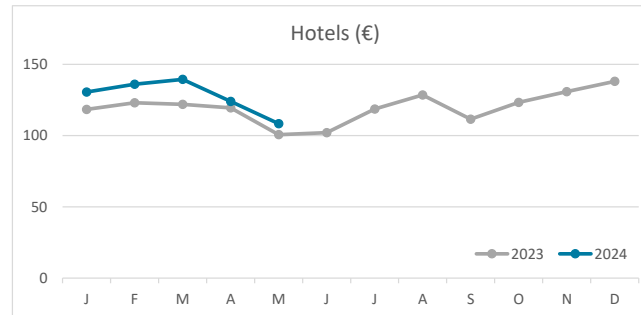
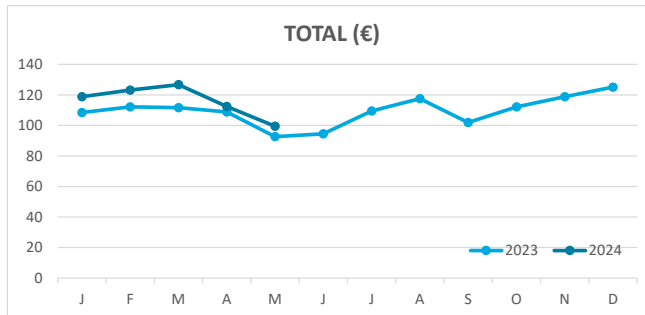
## CANARY ISLANDS (January - May 2024)



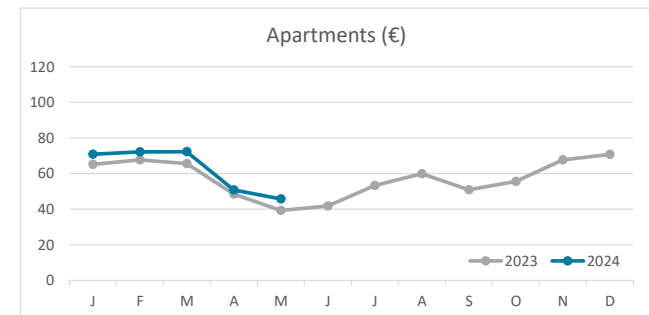
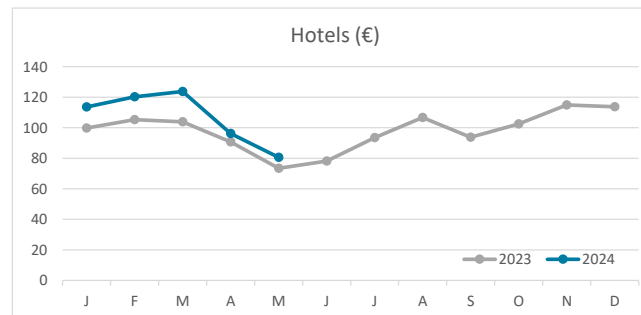
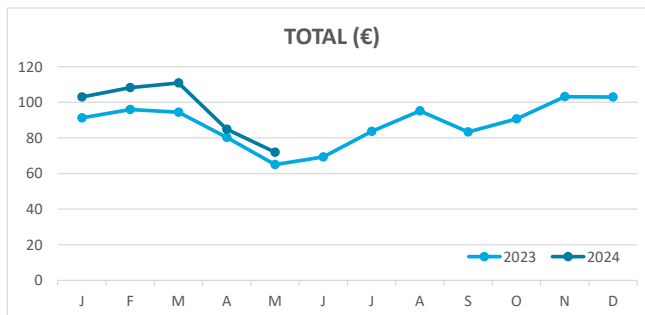
### OCCUPANCY RATE PER ROOM / APARTMENT



### ADR (Average Daily Rate)



### REVPAR (Revenue Per Available Room)



Note: "Guests indicator" refers to number of guests checking in as new arrivals.  
 Source: Encuestas de Alojamiento Turístico (ISTAC)