

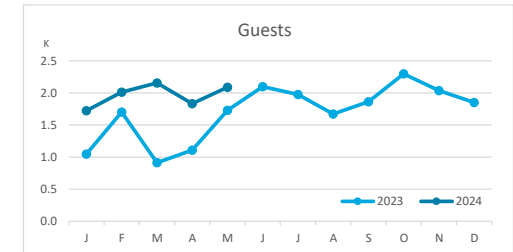
Main tourist accommodation indicators

EL HIERRO (January - May 2024)



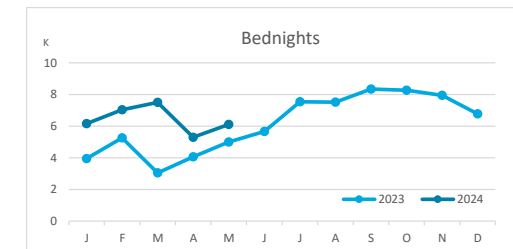
GUESTS BY ACCOMMODATION TYPE (*)

	Breakdown by accommodation type											
	TOTAL				Hotels				Apartments			
	Abroad	Mainland	Canary Islands	Total	Abroad	Mainland	Canary Islands	Total	Abroad	Mainland	Canary Islands	Total
Jan - May 23	1,477	918	4,101	6,496	1,091	670	1,586	3,347	386	248	2,515	3,149
Jan - May 24	1,904	1,519	6,388	9,811	1,699	1,371	3,914	6,984	205	148	2,474	2,827
Change	427	601	2,287	3,315	608	701	2,328	3,637	-181	-100	-41	-322
Change, %	28.9%	65.5%	55.8%	51.0%	55.7%	104.6%	146.8%	108.7%	-46.9%	-40.3%	-1.6%	-10.2%



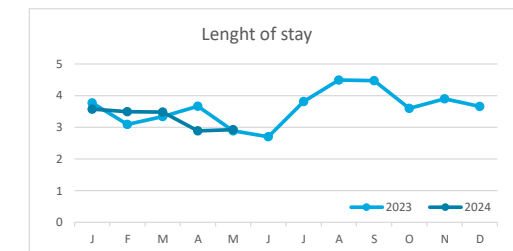
BEDNIGHTS

	Breakdown by accommodation type											
	TOTAL				Hotels				Apartments			
	Abroad	Mainland	Canary Islands	Total	Abroad	Mainland	Canary Islands	Total	Abroad	Mainland	Canary Islands	Total
Jan - May 23	6,071	3,597	11,630	21,298	3,885	2,293	3,414	9,592	2,186	1,304	8,216	11,706
Jan - May 24	8,455	5,522	18,116	32,093	6,689	4,607	9,688	20,984	1,766	915	8,428	11,109
Change	2,384	1,925	6,486	10,795	2,804	2,314	6,274	11,392	-420	-389	212	-597
Change, %	39.3%	53.5%	55.8%	50.7%	72.2%	100.9%	183.8%	118.8%	-19.2%	-29.8%	2.6%	-5.1%

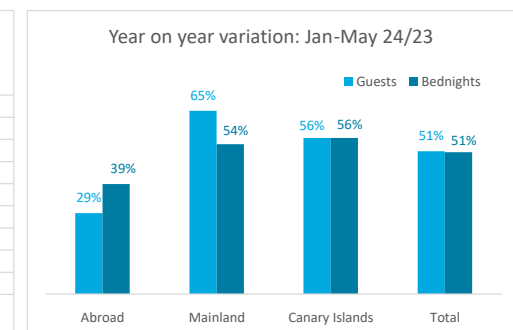
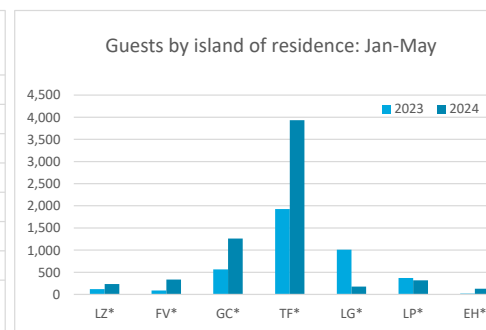
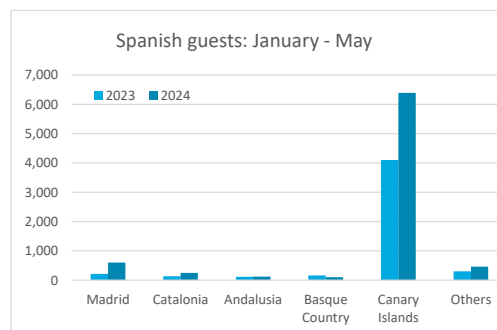
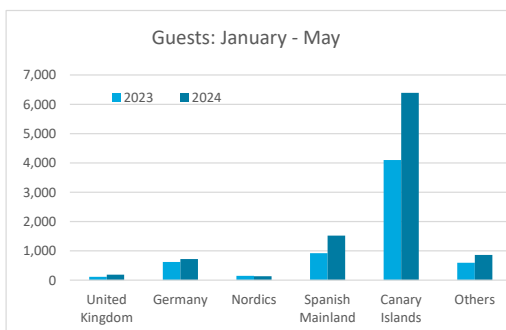


LENGHT OF STAY

	Breakdown by accommodation type											
	TOTAL				Hotels				Apartments			
	Abroad	Mainland	Canary Islands	Total	Abroad	Mainland	Canary Islands	Total	Abroad	Mainland	Canary Islands	Total
Jan - May 23	4.1	3.9	2.8	3.3	3.6	3.4	2.2	2.9	5.7	5.3	3.3	3.7
Jan - May 24	4.4	3.6	2.8	3.3	3.9	3.4	2.5	3.0	8.6	6.2	3.4	3.9
Change	0.3	-0.3	0.0	0.0	0.4	-0.1	0.3	0.1	3.0	0.9	0.1	0.2



GUESTS AND BEDNIGHTS BY PLACE OF RESIDENCE



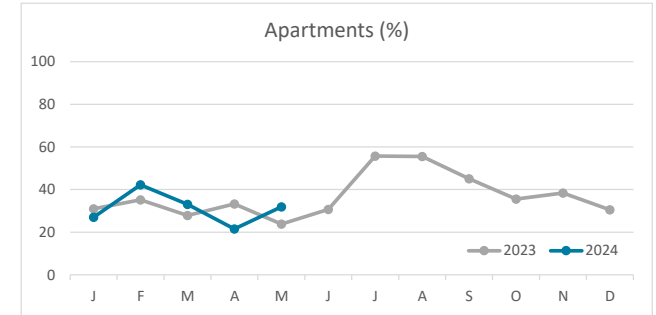
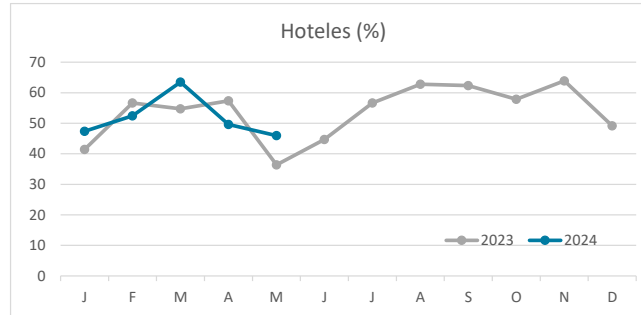
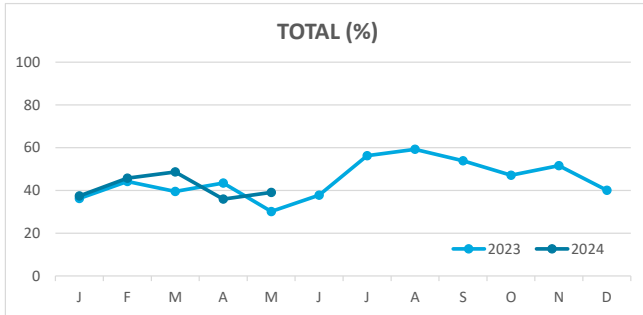
Note: LZ* (Lanzarote), FV* (Fuerteventura), GC* (Gran Canaria), TF* (Tenerife), LG* (La Gomera), LP* (La Palma) and EH* (El Hierro).

Main tourist accommodation indicators

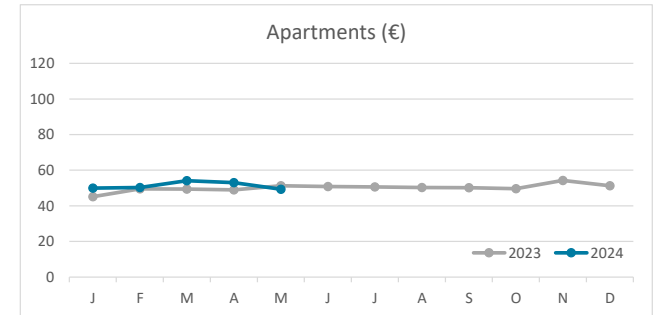
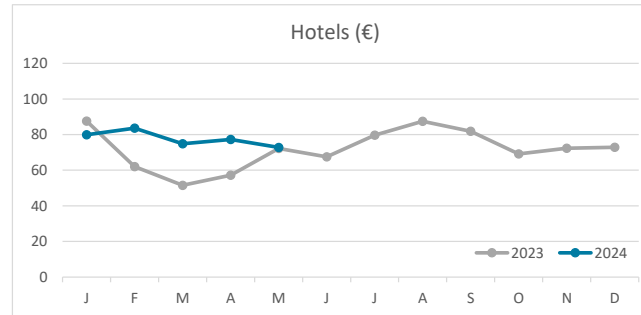
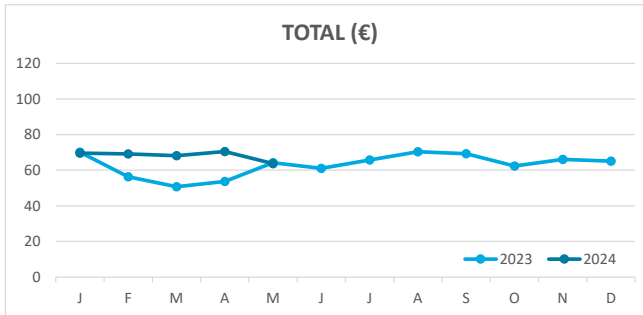
EL HIERRO (January - May 2024)



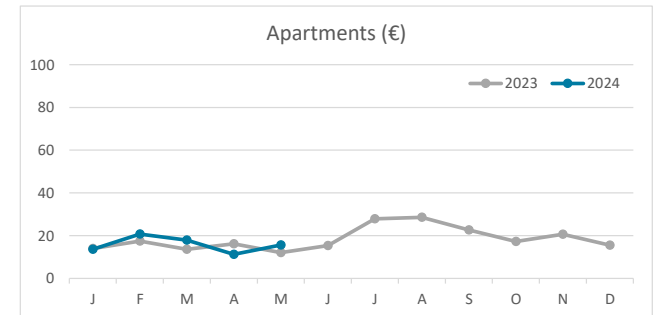
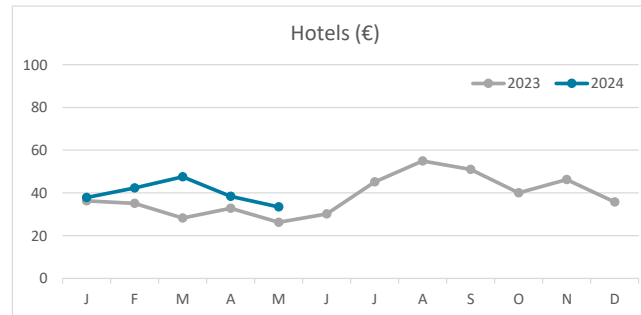
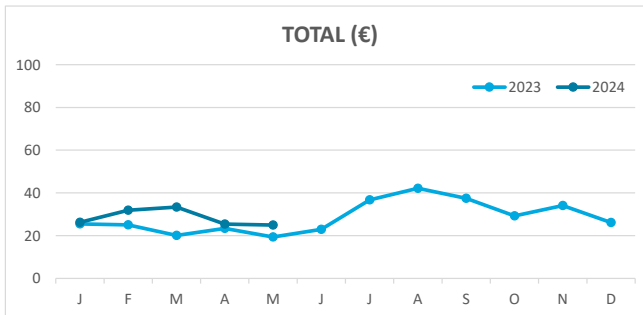
OCCUPANCY RATE PER ROOM / APARTMENT



ADR (Average Daily Rate)



REVPAR (Revenue Per Available Room)



Note: "Guests indicator" refers to number of guests checking in as new arrivals.
 Source: Encuestas de Alojamiento Turístico (ISTAC)