

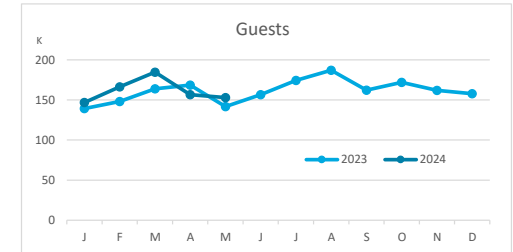
# Main tourist accommodation indicators

## FUERTEVENTURA (January - May 2024)



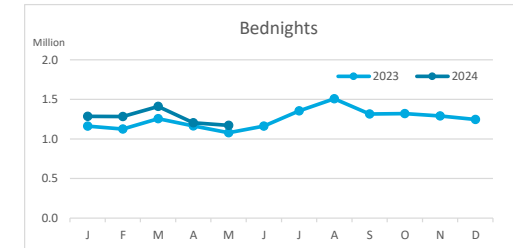
### GUESTS BY ACCOMMODATION TYPE (\*)

	Breakdown by accommodation type											
	TOTAL				Hotels				Apartments			
	Abroad	Mainland	Canary Islands	Total	Abroad	Mainland	Canary Islands	Total	Abroad	Mainland	Canary Islands	Total
Jan - May 23	677,459	44,337	39,723	<b>761,519</b>	619,993	38,389	31,753	<b>690,135</b>	57,466	5,948	7,970	<b>71,384</b>
Jan - May 24	722,800	47,975	36,370	<b>807,145</b>	653,864	42,109	29,197	<b>725,170</b>	68,936	5,866	7,173	<b>81,975</b>
Change	45,341	3,638	-3,353	<b>45,626</b>	33,871	3,720	-2,556	<b>35,035</b>	11,470	-82	-797	<b>10,591</b>
Change, %	6.7%	8.2%	-8.4%	<b>6.0%</b>	5.5%	9.7%	-8.0%	<b>5.1%</b>	20.0%	-1.4%	-10.0%	<b>14.8%</b>



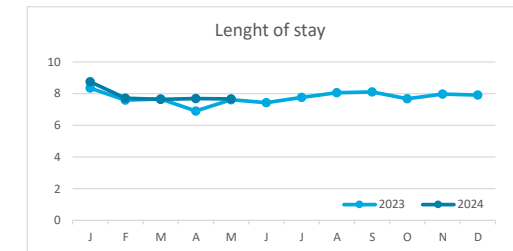
### BEDNIGHTS

	Breakdown by accommodation type											
	TOTAL				Hotels				Apartments			
	Abroad	Mainland	Canary Islands	Total	Abroad	Mainland	Canary Islands	Total	Abroad	Mainland	Canary Islands	Total
Jan - May 23	5,426,523	200,842	158,993	<b>5,786,358</b>	4,846,512	174,354	122,992	<b>5,143,858</b>	580,011	26,488	36,001	<b>642,500</b>
Jan - May 24	5,875,308	271,275	207,429	<b>6,354,012</b>	5,212,889	232,149	175,231	<b>5,620,269</b>	662,419	39,126	32,198	<b>733,743</b>
Change	448,785	70,433	48,436	<b>567,654</b>	366,377	57,795	52,239	<b>476,411</b>	82,408	12,638	-3,803	<b>91,243</b>
Change, %	8.3%	35.1%	30.5%	<b>9.8%</b>	7.6%	33.1%	42.5%	<b>9.3%</b>	14.2%	47.7%	-10.6%	<b>14.2%</b>

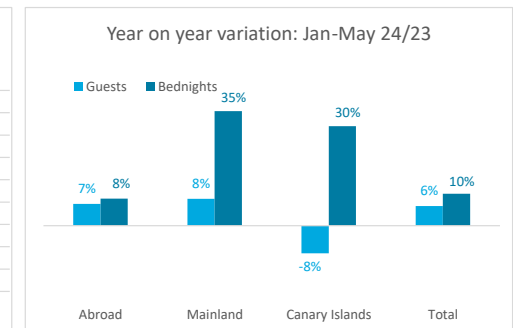
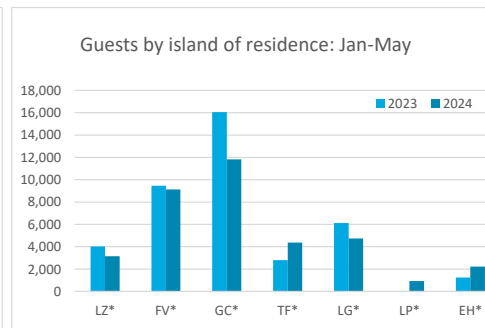
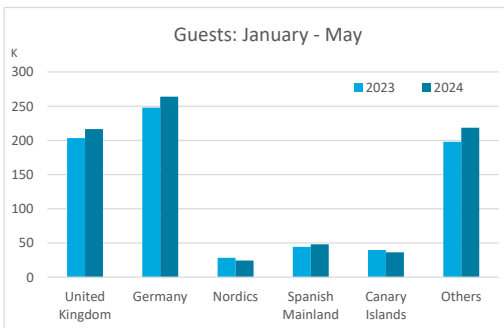


### LENGHT OF STAY

	Breakdown by accommodation type											
	TOTAL				Hotels				Apartments			
	Abroad	Mainland	Canary Islands	Total	Abroad	Mainland	Canary Islands	Total	Abroad	Mainland	Canary Islands	Total
Jan - May 23	8.0	4.5	4.0	<b>7.6</b>	7.8	4.5	3.9	<b>7.5</b>	10.1	4.5	4.5	<b>9.0</b>
Jan - May 24	8.1	5.7	5.7	<b>7.9</b>	8.0	5.5	6.0	<b>7.8</b>	9.6	6.7	4.5	<b>9.0</b>
Change	0.1	1.1	1.7	<b>0.3</b>	0.2	1.0	2.1	<b>0.3</b>	-0.5	2.2	0.0	<b>0.0</b>



### GUESTS AND BEDNIGHTS BY PLACE OF RESIDENCE



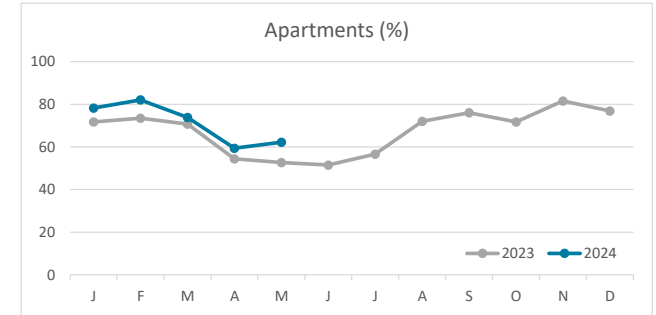
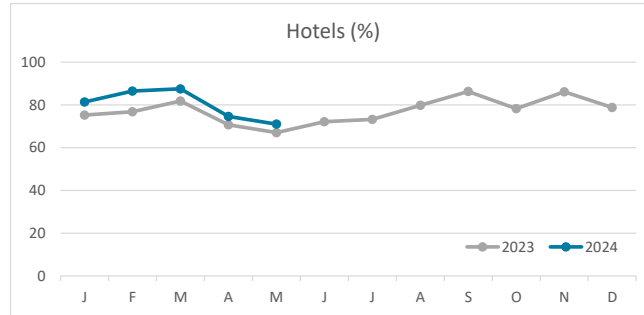
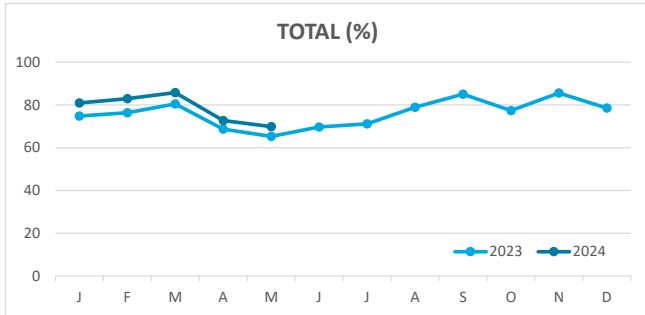
Note: LZ\* (Lanzarote), FV\* (Fuerteventura), GC\* (Gran Canaria), TF\* (Tenerife), LG\* (La Gomera), LP\* (La Palma) and EH\* (El Hierro).

# Main tourist accommodation indicators

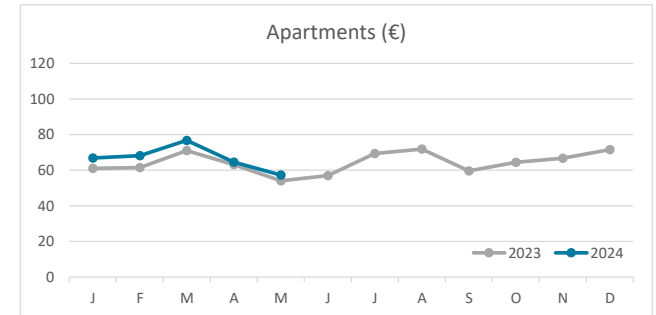
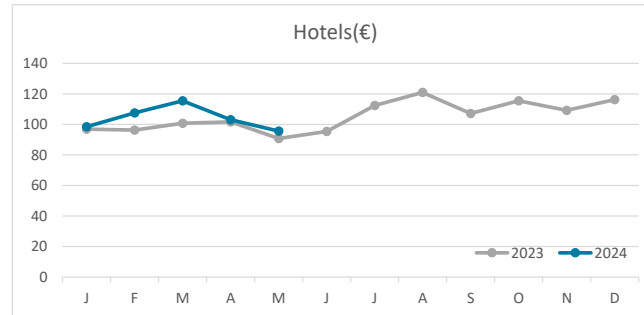
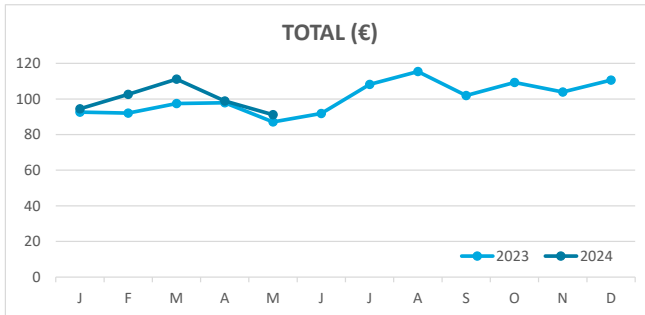
## FUERTEVENTURA (January - May 2024)



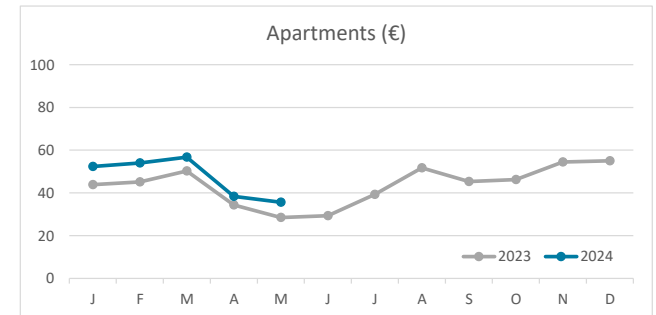
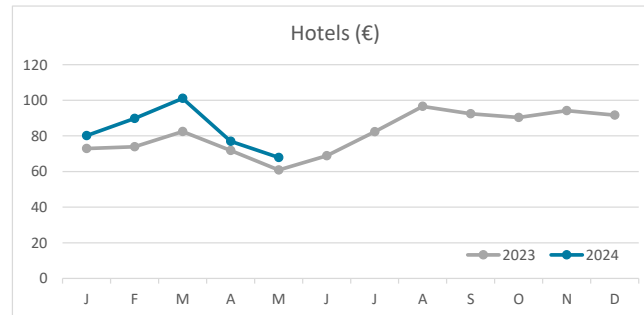
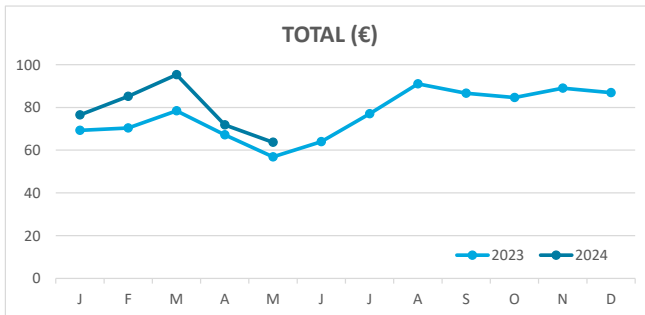
### OCCUPANCY RATE PER ROOM / APARTMENT



### ADR (Average Daily Rate)



### REVPAR (Revenue Per Available Room)



Note: "Guests indicator" refers to number of guests checking in as new arrivals.  
 Source: Encuestas de Alojamiento Turístico (ISTAC)